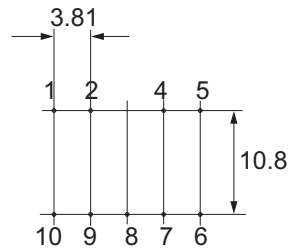
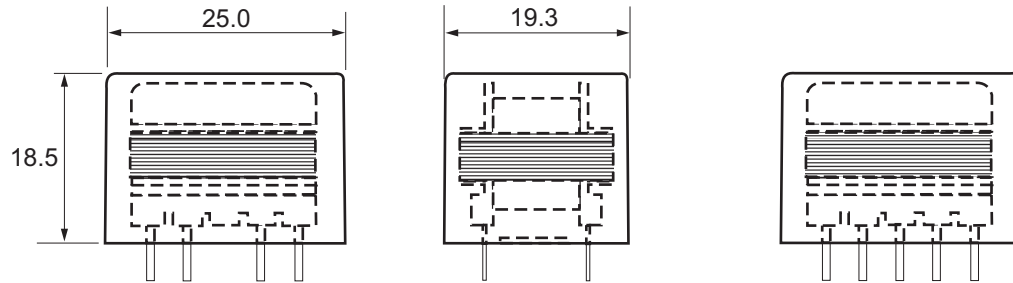
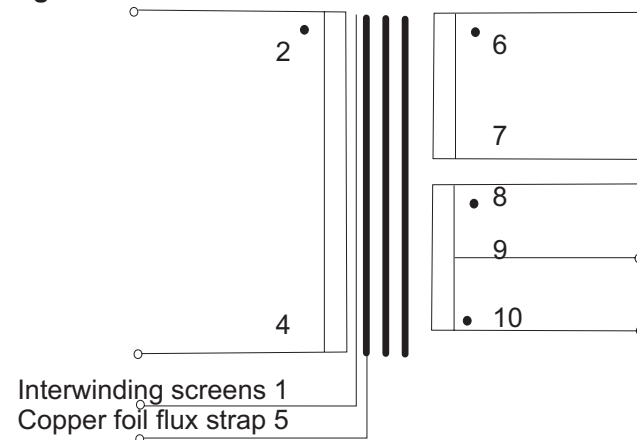
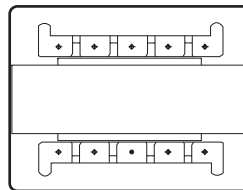


This device is intended for line level input stages using the current mode or "zero field" technique. This removes most of the artefacts normally associated with audio transformers whilst retaining the desirable galvanic isolation RFI blocking.




Pin view



Turns ratio	1: 1		
Weight	45g		
Optimum secondary load (2 pole)	100k//2n7 series 2k70		
	Min.	Typ.	Max.
Primary DC resistance (pins 2 - 4)		270Ω	
Secondary DC resistance (pins 6 - 7)		300Ω	
LF -3dB point *		<1Hz	2Hz
HF -3dB point *	150kHz	180kHz	
30Hz max level (3% THD)*	+29dBu		
THD (-10dBu, 1kHz)		0.001%	0.002%
CMRR (10kHz) *	60dB	70dB	
CMRR (50Hz) *	110dB		

Tolerance on all dimensions +/-0.2 unless stated otherwise
 Pin diameter = 0.71mm
 Pin 3 is removed for orientation.

* Used in optimum application circuit, screen and case (pins 1 and 5) grounded. Unused pins should be left floating with minimal pad size for best performance.



Walters OEP Ltd.
 Unit 5, Oxonian Park, Langford Locks,
 Kidlington, Oxfordshire. OX5 1FP
 Tel: (01865) 855085 Fax: (01865) 855075
 Website: www.oep.co.uk

DESCRIPTION	ISSUE	DATE	DRAWN	CHECKED	DRAWING NUMBER
Specification for Z21806C	1	10/05/06	CS		Z21806C
	2	31/07/06	CS		
	3	15/07/08	CS		
Scale: nts	All dimensions in mm unless stated otherwise				