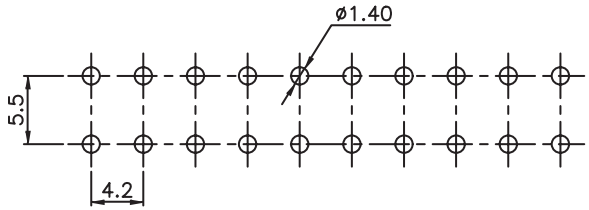


PCB LAYOUT - COMPONENT VIEW

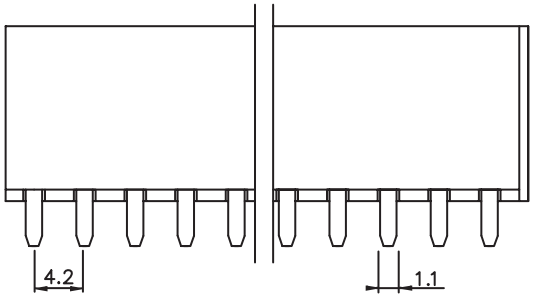


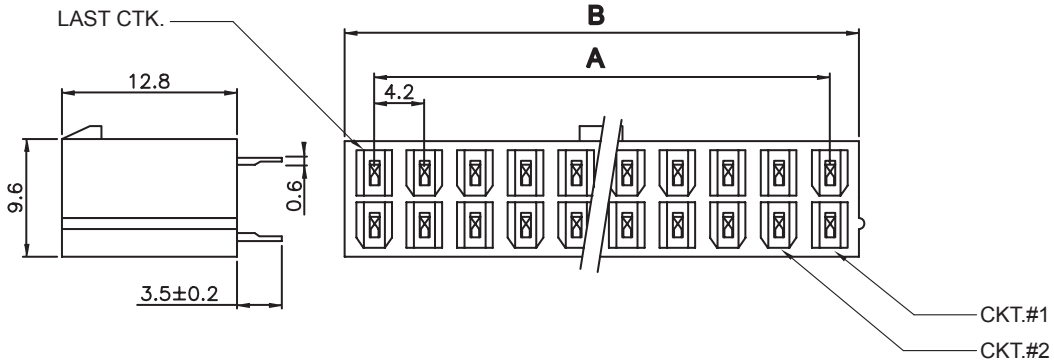


TECHNICAL CHARACTERISTICS

MATERIAL
INSULATOR: NYLON 66
FLAMABILITY RATING: UL94-V0
COLOR: WHITE
CONTACT MATERIAL: COPPER ALLOY
CONTACT TYPE: STAMPED
CONTACT PLATING: TIN OVER NICKEL
QUALITY CLASS: 25 MATING CYCLES
PITCH: 4.20MM

ENVIRONMENTAL
OPERATING TEMPERATURE: -40 UP TO 105°C
COMPLIANCE: LEAD FREE AND ROHS

ELECTRICAL
CURRENT RATING: 6 TO 9A

| NB CIRCUITS | 2-3 | 4-6 | 7-10 | 12-24 |
|---|---|---|---|---|
| AMPERES | 9 | 8 | 7 | 6 |

WORKING VOLTAGE: 600V AC
INSULATOR RESISTANCE: >1000 MOHM
DIELECTRIC WITHSTANDING VOLTAGE: 1500V AC/MN
CONTACT RESISTANCE: 10 mΩ MAX

STANDARD
CERTIFIED: E323964

SOLDERING
WAVE PROCESS ONLY

PACKAGING
TRAY

DIMENSION
A = 4.20 x (NB. PIN / 2 - 1)
B = 4.20 x (NB. PIN / 2) + 1.30

RoHS Compliant

| REV | DATE | FILE | BY |
|---|---|---|---|
| I | 25-SEP-14 | DRAWING | AS |
| H | 08-SEP-14 | CONTACT R. | AS |

PROJECTION:

GENERAL TOLERANCE
.X = +/_ 0.2
.XX = +/_ 0.15

APPROVAL: BBu

UNIT: MM
SCALE:
SHEET: 1/3
DRAW: AS

WÜRTH ELEKTRONIK

**DESCRIPTION: 4.20MM MALE DUAL ROW VERTICAL HEADER**

**WERI PART NO: 649 0xx 211 22**

SIZE **A4**

## Cautions and Warnings:

This electronic component is designed and developed with the intention for use in general electronics equipments.
Before incorporating the components into any equipments in the field such as aerospace, aviation, nuclear control, submarine, transportation, (automotive control, train control, ship control), transportation signal, disaster prevention, medical, public information network etc. where higher safety and reliability are especially required or if there is possibility of direct damage or injury to human body, Wurth Elektronik must be asked for a written approval.
In addition, even electronic component in general electronic equipments, when used in electrical circuits that require high safety, reliability functions or performance, the sufficient reliability evaluation-check for the safety must be performed before by the user before usage.

| RoHS Compliant | | | | | | | |
|---|---|---|---|---|---|---|---|
| G | | | | PROJECTION: | GENERAL TOLERANCE | | |
| F | | | | | .X = +/_ 0.2 | | |
| E | | | | | .XX = +/_ 0.15 | | |
| D | | | | | | | |
| C | | | | APPROVAL: JC | UNIT: MM | DESCRIPTION: DISCLAIMER | SIZE |
| B | | | | | SCALE: | | |
| A | 10-SEP-14 | PDF | QL | | SHEET: 2/2 | WERI PART NO: DISCLAIMER | A4 |
| REV | DATE | FILE | BY | | DRAW: QL | | |

WÜRTH ELEKTRONIK