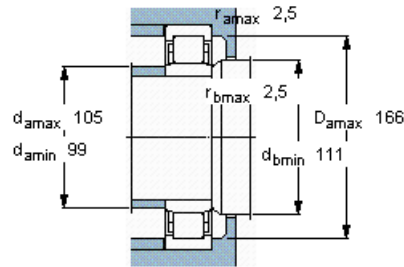
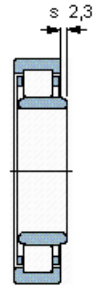
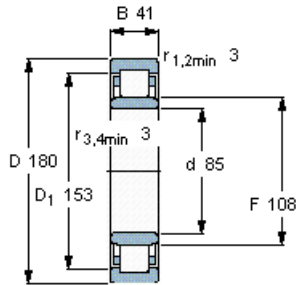


Cylindrical roller bearings, single row



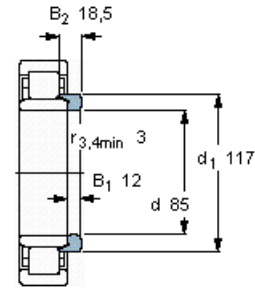
Principal dimensions			Basic load ratings		Fatigue load limit P_u	Speed ratings		Mass	Designation	Angle ring Designation
d	D	B	dynamic	static		Reference speed	Limiting speed			
mm			kN		kN	r/min		kg	-	-
85	180	41	340	335	41,5	4000	4800	4,70	NU 317 ECP *	HJ 317 EC

* - SKF Explorer bearing



Calculation factors

k_r 0,15
 e 0,2 Y 0,6



HJ 317 EC
 Mass kg 0,55