

High-current terminal block - UKH 70-3L/N/FE-F - 3076604

Please be informed that the data shown in this PDF Document is generated from our Online Catalog. Please find the complete data in the user's documentation. Our General Terms of Use for Downloads are valid (<http://phoenixcontact.com/download>)



High-current terminal block, Connection method: Screw connection, Number of connections: 10, Number of positions: 5, Cross section: 16 mm² - 95 mm², AWG: 4 - 3/0, Width: 101.5 mm, Height: 80 mm, Color: gray/blue/black-yellow, Mounting type: Direct screw connection

for direct mounting

Why buy this product

- Reliable cable connection is ensured by three-point centering of the conductor in the prismatic sleeve base
- Low contact resistance of the contact surface due to ribbing
- Screw locking by means of spring-loaded elements in the clamping part



Key Commercial Data

Packing unit	2 STK
Minimum order quantity	2 STK
GTIN	
GTIN	4046356654180
Weight per Piece (excluding packing)	770.600 g
Custom tariff number	85369010
Country of origin	China
Note	Made to Order (non-returnable)

Technical data

General

Number of positions	5
Number of levels	1
Number of connections	10
Potentials	5
Nominal cross section	70 mm ²
Color	gray/blue/black-yellow
Insulating material	PA
Flammability rating according to UL 94	V0

High-current terminal block - UKH 70-3L/N/FE-F - 3076604

Technical data

General

Rated surge voltage	8 kV
Degree of pollution	3
Overvoltage category	III
Insulating material group	I
Maximum power dissipation for nominal condition	6.27 W
Maximum load current	192 A (in case of a 70 mm ² conductor cross section, the maximum load current must not be exceeded by the total current of all connected conductors.)
Nominal current I _N	192 A
Nominal voltage U _N	1000 V
Open side panel	No
Relative insulation material temperature index (Elec., UL 746 B)	130 °C
Temperature index of insulation material (DIN EN 60216-1 (VDE 0304-21))	125 °C
Static insulating material application in cold	-60 °C
Behavior in fire for rail vehicles (DIN 5510-2)	Test passed
Flame test method (DIN EN 60695-11-10)	V0
Oxygen index (DIN EN ISO 4589-2)	>32 %
NF F16-101, NF F10-102 Class I	2
NF F16-101, NF F10-102 Class F	2
Surface flammability NFPA 130 (ASTM E 162)	passed
Specific optical density of smoke NFPA 130 (ASTM E 662)	passed
Smoke gas toxicity NFPA 130 (SMP 800C)	passed
Calorimetric heat release NFPA 130 (ASTM E 1354)	28 MJ/kg
Fire protection for rail vehicles (DIN EN 45545-2) R22	HL 1 - HL 3
Fire protection for rail vehicles (DIN EN 45545-2) R23	HL 1 - HL 3
Fire protection for rail vehicles (DIN EN 45545-2) R24	HL 1 - HL 3
Fire protection for rail vehicles (DIN EN 45545-2) R26	HL 1 - HL 3

Dimensions

Width	101.5 mm
Length	103.4 mm
Height	80 mm

Connection data

Connection method	Screw connection
Connection in acc. with standard	IEC 60947-7-1
Note	Note: Product releases, connection cross sections and notes on connecting aluminum cables can be found in the download area.
Conductor cross section solid min.	16 mm ²
Conductor cross section solid max.	95 mm ²
Conductor cross section AWG min.	4
Conductor cross section AWG max.	3/0

High-current terminal block - UKH 70-3L/N/FE-F - 3076604

Technical data

Connection data

Conductor cross section flexible min.	25 mm ²
Conductor cross section flexible max.	70 mm ²
Min. AWG conductor cross section, flexible	3
Max. AWG conductor cross section, flexible	2/0
Conductor cross section flexible, with ferrule without plastic sleeve min.	16 mm ²
Conductor cross section flexible, with ferrule without plastic sleeve max.	70 mm ²
Conductor cross section flexible, with ferrule with plastic sleeve min.	16 mm ²
Conductor cross section flexible, with ferrule with plastic sleeve max.	70 mm ²
2 conductors with same cross section, solid min.	16 mm ²
2 conductors with same cross section, solid max.	25 mm ²
2 conductors with same cross section, stranded min.	16 mm ²
2 conductors with same cross section, stranded max.	25 mm ²
2 conductors with same cross section, stranded, ferrules without plastic sleeve, min.	16 mm ²
2 conductors with same cross section, stranded, ferrules without plastic sleeve, max.	25 mm ²
Stripping length	24 mm
Internal cylindrical gage	A11
Screw thread	M8
Tightening torque, min	8 Nm
Tightening torque max	10 Nm

Standards and Regulations

Connection in acc. with standard	IEC 60947-7-1
Flammability rating according to UL 94	V0

Environmental Product Compliance

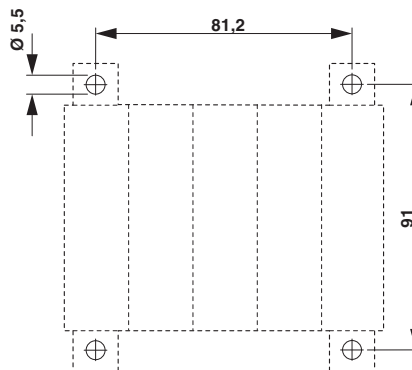
China RoHS	Environmentally friendly use period: unlimited = EFUP-e
	No hazardous substances above threshold values

Drawings

Circuit diagram

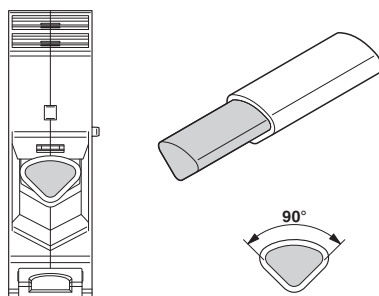


Dimensional drawing



High-current terminal block - UKH 70-3L/N/FE-F - 3076604

Schematic diagram



Connecting aluminum cables. Further notes can be found in the download area

Approvals

Approvals

Approvals

EAC / UL Recognized / cUL Recognized / EAC / cULus Recognized

Ex Approvals

Approval details


EAC		EAC-Zulassung
-----	--	---------------


UL Recognized		http://database.ul.com/cgi-bin/XYV/template/LISEXT/1FRAME/index.htm	FILE E 60425
	B	C	
mm ² /AWG/kcmil	6-3/0	6-3/0	
Nominal current I _N	192 A	192 A	
Nominal voltage U _N	1000 V	1000 V	

cUL Recognized		http://database.ul.com/cgi-bin/XYV/template/LISEXT/1FRAME/index.htm	FILE E 60425
	B	C	
mm ² /AWG/kcmil	6-3/0	6-3/0	
Nominal current I _N	192 A	192 A	
Nominal voltage U _N	1000 V	1000 V	

High-current terminal block - UKH 70-3L/N/FE-F - 3076604

Approvals

EAC		7500651.22.01.00246
-----	---	---------------------

cULus Recognized		http://database.ul.com/cgi-bin/XYV/template/LISEXT/1FRAME/index.htm
------------------	---	---