

### Plastic hood with internal metal screen

Identification

**Plastic hood with internal screen**  
 for male and female pin and socket range and for female bellows range

With male jack screw 2-56 UNC 43  
 With male jack screw 4-40 UNC 46

No. of contacts

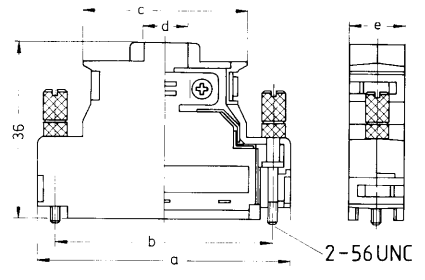
50  
 68  
 100

Part No.

60 03 050 01 ..  
 60 03 068 01 ..  
 60 03 100 01 ..

Drawing

Dimensions in mm



	a	b	c	d	e
50	54.00	46.48	35.00	10.50	15.00
68	65.41	57.91	38.40	14.00	16.00
100	85.73	78.23	42.00	13.00	17.00

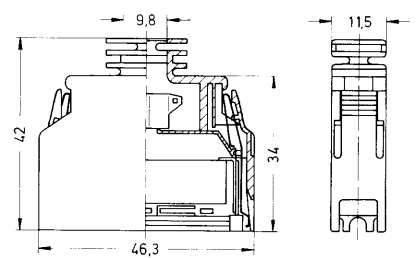
**Plastic hood with internal screen**  
 for male and female pin and socket range and for female bellows range

No. of contacts

50

Part No.

60 03 050 0153



Hand crimp tool for internal screen see page 39

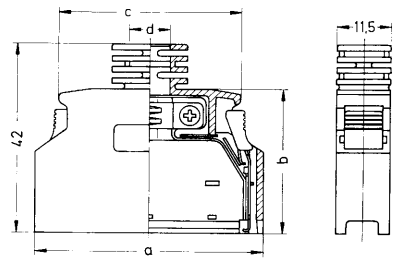
**Plastic hood with internal screen**  
 for male bellows range

No. of contacts

20  
 26  
 36  
 50  
 68  
 80

Part No.

60 13 020 0153  
 60 13 026 0153  
 60 13 036 0153  
 60 13 050 0153  
 60 13 068 0153  
 60 13 080 0153



	a	b	c	d
20	29.65	34.50	19.95	7.10
26	33.46	38.31	23.76	7.10
36	39.81	32.00	30.11	8.20
50	48.70	32.00	39.00	8.70
68	60.13	32.00	50.43	9.10
80	67.75	32.00	58.05	9.70