

# Flush-type connector - SACC-SQ-M12FSB-5CON-20-L180 - 1456462

Please be informed that the data shown in this PDF Document is generated from our Online Catalog. Please find the complete data in the user's documentation. Our General Terms of Use for Downloads are valid (<http://phoenixcontact.com/download>)




Sensor/actuator flush-type connector, 5-pos. socket, M12, B-coded, front/square flange mounting, wave soldering

## Why buy this product

- ✔ M12 PCB connector that can be soldered directly with integrated torsion protection and shield connection



## Key commercial data

Packing unit	10 pc
Minimum order quantity	10 pc
GTIN	 4 046356 617079
Weight per Piece (excluding packing)	12.89 g
Custom tariff number	85366990
Country of origin	Germany

## Technical data

### Ambient conditions

Ambient temperature (operation)	-25 °C ... 85 °C (Plug / socket)
	-40 °C ... 85 °C (without mechanical actuation)
Degree of protection	IP20

### General

Note	The electrical and mechanical data specified assume that the connector pair is correctly locked and mounted. If the connector is unlocked and if there is a danger of contamination, the connector must be sealed using a protective cap > IP54. Influences arising from litz wires, cables or PCB assembly must also be taken into consideration.
Rated current at 40°C	4 A
Rated voltage	60 V
Number of positions	5
Contact resistance	≤ 3 mΩ

# Flush-type connector - SACC-SQ-M12FSB-5CON-20-L180 - 1456462

## Technical data

### General

Insulation resistance	≥ 100 MΩ
Coding	B - inverse
Standards/regulations	M12 connector IEC 61076-2-101
Signal type/category	Universal
Status display	No
Surge voltage category	II
Pollution degree	3
Connection method	Solder pins
Insertion/withdrawal cycles	> 100
Torque	3 Nm ... 4 Nm (Installation-side)
Mounting type	Front mounting Square flange 20 mm side length

### Material

Inflammability class according to UL 94	V0
Contact material	CuZn
Contact surface material	Au
Contact carrier material	PA 66
Material, knurls	Zinc die-cast, nickel-plated
Sealing material	FKM

### Cable

Conductor cross section	0.34 mm <sup>2</sup>
Conductor structure signal line	7x 0.25 mm
Core diameter including insulation	1.2 mm ±0.07 mm
Thickness, insulation	0.21 mm
Insulation resistance	≥ 20 MΩ*km
Conductor resistance	≤ 57.6 mΩ/m
Nominal voltage, cable	300 V
Test voltage, cable	2000 V AC
Ambient temperature (operation)	-40 °C ... 85 °C (cable, fixed installation)
	-25 °C ... 85 °C (cable, flexible installation)

## Classifications

### eCl@ss

eCl@ss 4.0	27140815
eCl@ss 4.1	27140815
eCl@ss 5.0	27143423
eCl@ss 5.1	27143423
eCl@ss 6.0	27279220
eCl@ss 7.0	27440103
eCl@ss 8.0	27440103

# Flush-type connector - SACC-SQ-M12FSB-5CON-20-L180 - 1456462

## Classifications

### ETIM

ETIM 4.0	EC002061
ETIM 5.0	EC002061

### UNSPSC

UNSPSC 6.01	31251501
UNSPSC 7.0901	31251501
UNSPSC 11	31251501
UNSPSC 12.01	31251501
UNSPSC 13.2	39121413

## Approvals

### Approvals

---

Approvals

EAC / cULus Recognized

---

Ex Approvals

---

Approvals submitted

---

### Approval details

EAC
-----

cULus Recognized	
mm <sup>2</sup> /AWG/kcmil	20
Nominal current I <sub>N</sub>	4 A
Nominal voltage U <sub>N</sub>	60 V

## Accessories

Accessories

Protective cap

# Flush-type connector - SACC-SQ-M12FSB-5CON-20-L180 - 1456462

## Accessories

Screw plug - PROT-M12 - 1680539



An M12 screw plug for the unoccupied M12 sockets of the sensor/actuator cable, boxes and flush-type connectors

Screw plug - PROT-M12 SH - 1503302



An M12 screw plug for the unoccupied M12 sockets of the shielded sensor/actuator cable, boxes and flush-type connectors

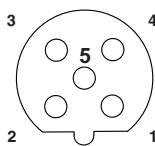
Screw plug - PROT-M12 FB - 1555538



M12 high-grade steel screw plug, for unoccupied M12 sockets of the sensor/actuator cables, boxes and flush-type connectors for the food industry

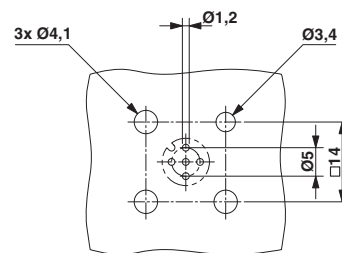
## Drawings

Schematic diagram



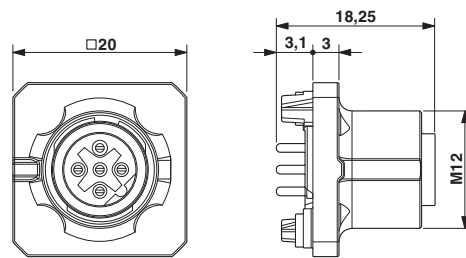
Pin assignment M12 socket, 5-pos., B-coded, female side

Drilling diagram



## Flush-type connector - SACC-SQ-M12FSB-5CON-20-L180 - 1456462

Dimensioned drawing



M12 flush-type socket, square flange

---

Phoenix Contact 2015 © - all rights reserved  
<http://www.phoenixcontact.com>