

# Master cable - SAC-8P- 5,0-PUR/M16FR - 1693681


Please be informed that the data shown in this PDF Document is generated from our Online Catalog. Please find the complete data in the user's documentation. Our General Terms of Use for Downloads are valid (<http://phoenixcontact.com/download>)



Master cable, Application: Sensor/actuator box, Connection method: M8 socket Metal, Number of slots: 4, Number of positions: 8, Slot assignment: Single, Status indication: No; Master cable connection: M16 plug connection, PUR/PVC, Cable length: 5 m, Shielding: No



## Key commercial data

Packing unit	1 pc
GTIN	 4 017918 189020
Weight per Piece (excluding packing)	385.7 g
Custom tariff number	85444290
Country of origin	Germany

## Technical data

### General

Rated voltage	125 V AC
	150 V DC
Number of positions	8
Number of slots	4
Sensor/actuator connection system	M8 socket

### Ambient conditions

Degree of protection	IP67
Ambient temperature (operation)	-25 °C ... 90 °C (Plug / socket)
	-40 °C ... 90 °C (for fixed installation)
	-5 °C ... 80 °C (for flexible installation)

### Master cable data/connection data

Connection method	M16 plug connection
Length of cable	5 m
Cable type	Master cable suitable for flexible cable conduit
Signal line cross section	4x 0.34 mm <sup>2</sup>
AWG signal line	22

# Master cable - SAC-8P- 5,0-PUR/M16FR - 1693681

## Technical data

### Master cable data/connection data

Conductor structure signal line	42x 0.10 mm
Power supply cross section	2x 0.75 mm <sup>2</sup>
AWG power supply	18
Conductor structure, voltage supply	96x 0.10 mm
External diameter	7.1 mm
Max. bending cycles	1500000
Bending radius	100 mm
Traversing path	2 m
Traversing rate	2 m/s

### Insulation material

Housing material	PUR
Material of contact, master cable side	CU alloy
Material of contact surface, master cable side	Gold-plated
Material of the contact carrier on the master cable side	TPU
Material of threaded sleeve	Cu alloy
Material of threaded sleeve surface	Nickel-plated
Sealing material	NBR

### Connection assignment

Slot/position = pin = conductor color	1 / 4 (A) = P = WH
	2 / 4 (A) = J = GN
	3 / 4 (A) = T = YE
	4 / 4 (A) = S = GY
	1-4 / 1 (+ 120 V) = A+M = BN
	1-4 / 3 (0 V) = L+U = BU

## Classifications

### eCl@ss

eCl@ss 4.0	27060306
eCl@ss 4.1	27060306
eCl@ss 5.0	27061801
eCl@ss 5.1	27061801
eCl@ss 6.0	27061801
eCl@ss 7.0	27061801
eCl@ss 8.0	27279218

### ETIM

ETIM 2.0	EC000104
ETIM 3.0	EC000104
ETIM 4.0	EC001855

# Master cable - SAC-8P- 5,0-PUR/M16FR - 1693681

## Classifications

### ETIM

ETIM 5.0	EC001855
----------	----------

### UNSPSC

UNSPSC 6.01	31251501
UNSPSC 7.0901	31251501
UNSPSC 11	31251501
UNSPSC 12.01	31251501
UNSPSC 13.2	31251501

## Approvals

### Approvals

---

### Approvals

### EAC

---

### Ex Approvals

---

### Approvals submitted

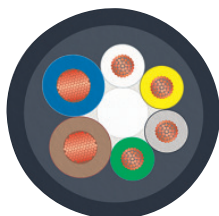
---

### Approval details

EAC
-----


## Drawings

Cable cross section



PUR/PVC black [PUR]

Circuit diagram



Contact assignment of the M16 socket