

Common mode Noise Filter Array

Type: **EXC28CH**



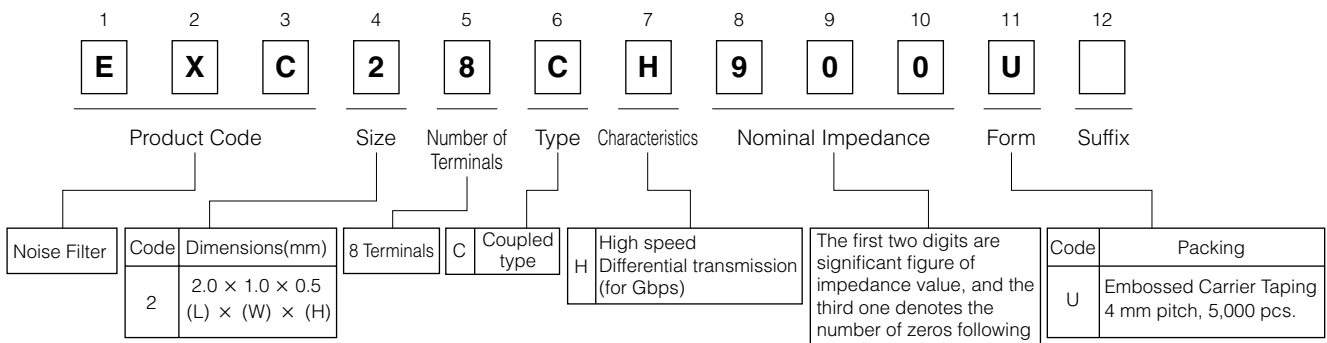
■ Features

- 2 Common mode noise filters in one package
- Small size and low-profile
(L 2.0 mm×W 1.0 mm×H 0.5 mm)
- The achievement of the 6 GHz to 10 GHz signal cutoff frequency minimized the adverse effects on high-speed differential signaling lines, such as rounding of signal waveforms, and also enabled the suppression of high-frequency noise.
- Rigid multi-layer sintered structure with high resistance to reflow heat and mounting reliability
- Lead, halogen, and antimony free
- RoHS compliant

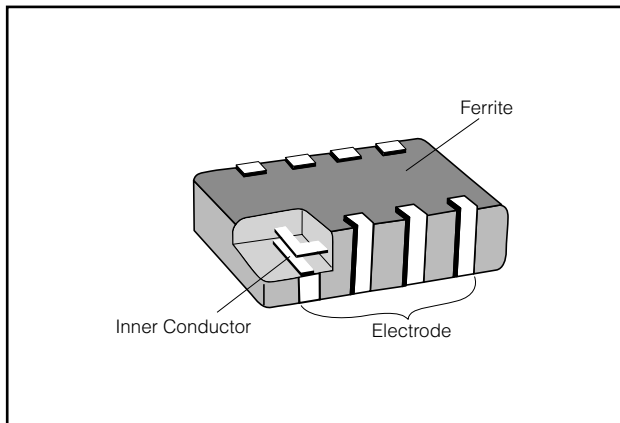
■ Recommended Applications

- Noise suppression for high-speed transmission circuits of the following equipment:
Digital AV equipment (TV, DVD/Blu-ray drives)
Information equipment (PCs, HDD)
Communications equipment (mobile phones, smart phones)
- Interface examples
USB 3.0, HDMI, SATA, DisplayPort

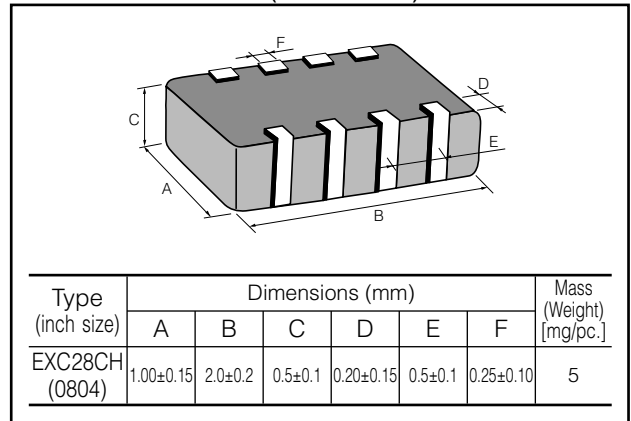
■ Explanation of Part Numbers



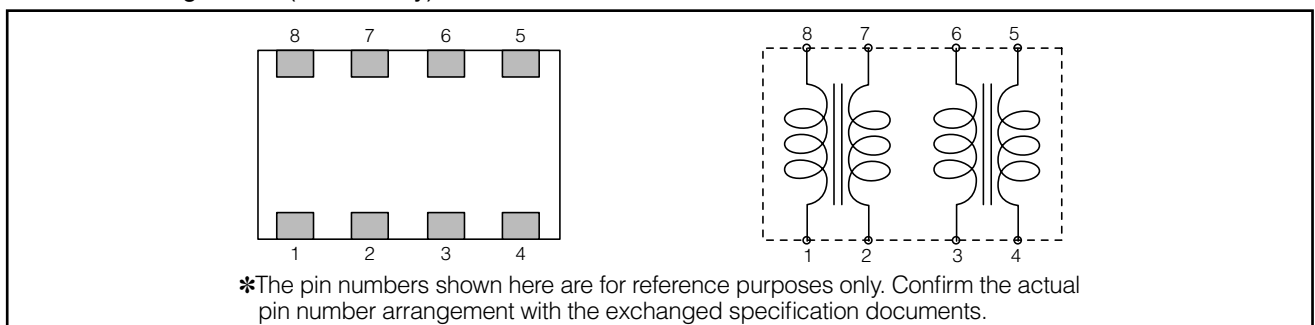
■ Construction



■ Dimensions in mm (not to scale)



■ Circuit Configuration (No Polarity)



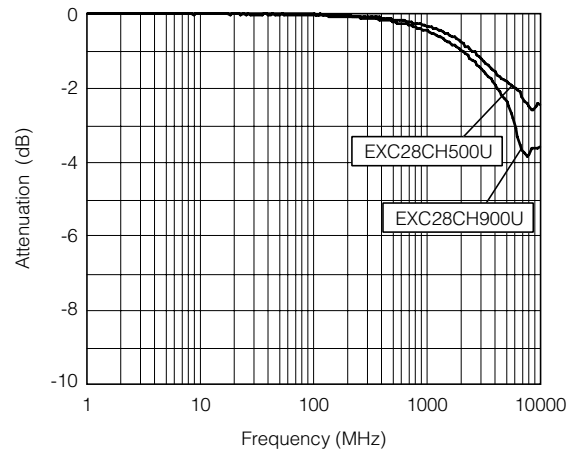
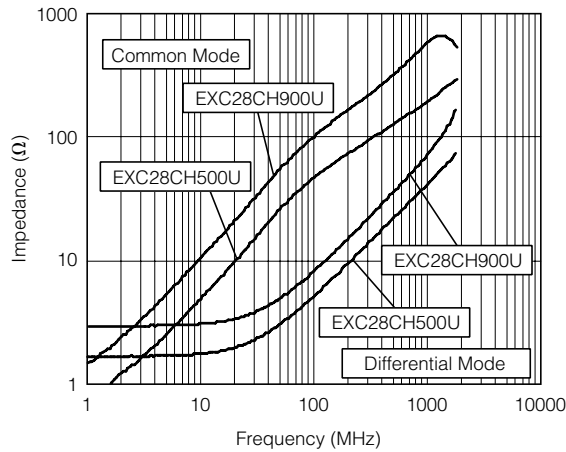
■ Ratings

Part Number	Impedance (Ω) at 100 MHz		Cutoff Frequency (GHz)	Rated Voltage (V DC)	Rated Current (mA DC)	DC Resistance (Ω)max.
	Common Mode	Differential Mode				
EXC28CH500U	50 $\Omega \pm 25\%$	13 Ω max.	10 Typ.	5	160	1.5
EXC28CH900U	90 $\Omega \pm 20\%$	15 Ω max.	6 Typ.	5	130	2.5

- Category Temperature Range $-40\text{ }^{\circ}\text{C}$ to $+85\text{ }^{\circ}\text{C}$

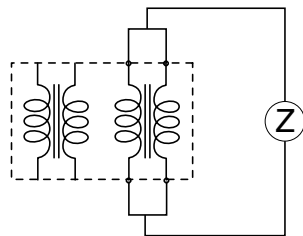
■ Impedance Characteristics (Typical)

■ Insertion Loss (Typical)

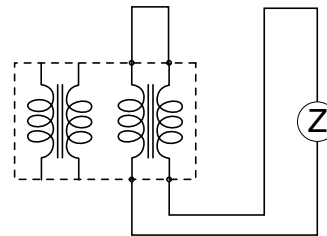


● Measurement Circuit

(A) Common Mode



(B) Differential Mode



■ Packaging Methods, Land Pattern, Soldering Conditions and Safety Precautions

Please see Related Information