

Printed-circuit board connector - IPC 5/ 4-STGF-SH-7,62 - 1709377

Please be informed that the data shown in this PDF Document is generated from our Online Catalog. Please find the complete data in the user's documentation. Our General Terms of Use for Downloads are valid (<http://phoenixcontact.com/download>)



Plug component, Nominal current: 41 A, Rated voltage (III/2): 1000 V, Number of positions: 4, Pitch: 7.62 mm, Connection method: Screw connection, Color: green, Contact surface: Tin


The figure shows a 4-pos. version of the product

Why buy this product

- Can be plugged into PC 5 plugs or inverted PC 5 headers
- Unlimited 600 V UL approval
- Increased vibration protection for cable/cable connections thanks to screw-on STGF plugs
- The SH versions provide a professional EMC shield for meeting EMC requirements, plus optional strain relief



Key commercial data

| | |
|--------------------------------------|---------------------------------------------------------------------------------------------------------|
| Packing unit | 50 pc |
| Minimum order quantity | 50 pc |
| GTIN |  4 046356 075923 |
| Weight per Piece (excluding packing) | 28.33 g |
| Custom tariff number | 85366990 |
| Country of origin | Poland |
| Note | Made to Order (non-returnable) |

Technical data

Dimensions

| | |
|-------------|----------|
| Pitch | 7.62 mm |
| Dimension a | 22.86 mm |

General

| | |
|-----------------------------|-------------------|
| Range of articles | IPC 5/...-STGF-SH |
| Insulating material group | I |
| Rated surge voltage (III/3) | 8 kV |
| Rated surge voltage (III/2) | 8 kV |
| Rated surge voltage (II/2) | 6 kV |

Printed-circuit board connector - IPC 5/ 4-STGF-SH-7,62 - 1709377

Technical data

General

| | |
|-----------------------------------------|-------------------|
| Rated voltage (III/3) | 1000 V |
| Rated voltage (III/2) | 1000 V |
| Rated voltage (II/2) | 1000 V |
| Connection in acc. with standard | EN-VDE |
| Nominal current I_N | 41 A |
| Nominal cross section | 6 mm ² |
| Maximum load current | 41 A |
| Insulating material | PA |
| Inflammability class according to UL 94 | V0 |
| Stripping length | 10 mm |
| Number of positions | 4 |
| Screw thread | M3 |
| Tightening torque, min | 0.7 Nm |
| Tightening torque max | 0.8 Nm |

Connection data

| | |
|-----------------------------------------------------------------------------------------|----------------------|
| Conductor cross section solid min. | 0.2 mm ² |
| Conductor cross section solid max. | 10 mm ² |
| Conductor cross section stranded min. | 0.2 mm ² |
| Conductor cross section stranded max. | 6 mm ² |
| Conductor cross section stranded, with ferrule without plastic sleeve min. | 0.25 mm ² |
| Conductor cross section stranded, with ferrule without plastic sleeve max. | 6 mm ² |
| Conductor cross section stranded, with ferrule with plastic sleeve min. | 0.25 mm ² |
| Conductor cross section stranded, with ferrule with plastic sleeve max. | 4 mm ² |
| Conductor cross section AWG/kcmil min. | 24 |
| Conductor cross section AWG/kcmil max | 10 |
| 2 conductors with same cross section, solid min. | 0.2 mm ² |
| 2 conductors with same cross section, solid max. | 2.5 mm ² |
| 2 conductors with same cross section, stranded min. | 0.2 mm ² |
| 2 conductors with same cross section, stranded max. | 4 mm ² |
| 2 conductors with same cross section, stranded, ferrules without plastic sleeve, min. | 0.25 mm ² |
| 2 conductors with same cross section, stranded, ferrules without plastic sleeve, max. | 1.5 mm ² |
| 2 conductors with same cross section, stranded, TWIN ferrules with plastic sleeve, min. | 0.25 mm ² |
| 2 conductors with same cross section, stranded, TWIN ferrules with plastic sleeve, max. | 2.5 mm ² |
| Minimum AWG according to UL/CUL | 24 |
| Maximum AWG according to UL/CUL | 8 |

Printed-circuit board connector - IPC 5/ 4-STGF-SH-7,62 - 1709377

Classifications

eCl@ss

| | |
|------------|----------|
| eCl@ss 4.0 | 272607xx |
| eCl@ss 4.1 | 27260701 |
| eCl@ss 5.0 | 27260701 |
| eCl@ss 5.1 | 27260701 |
| eCl@ss 6.0 | 27260704 |
| eCl@ss 7.0 | 27440402 |
| eCl@ss 8.0 | 27440309 |

ETIM

| | |
|----------|----------|
| ETIM 3.0 | EC001121 |
| ETIM 4.0 | EC002638 |
| ETIM 5.0 | EC002638 |

UNSPSC

| | |
|---------------|----------|
| UNSPSC 6.01 | 30211810 |
| UNSPSC 7.0901 | 39121409 |
| UNSPSC 11 | 39121409 |
| UNSPSC 12.01 | 39121409 |
| UNSPSC 13.2 | 39121409 |

Approvals

Approvals


Approvals

UL Recognized / cUL Recognized / EAC / cULus Recognized

Ex Approvals

Approvals submitted

Approval details

| | | |
|---------------------------------------------------------------------------------------------------|------|------|
| UL Recognized  | | |
| | B | C |
| mm ² /AWG/kcmil | 24-8 | 24-8 |
| Nominal current I _N | 41 A | 41 A |

Printed-circuit board connector - IPC 5/ 4-STGF-SH-7,62 - 1709377

Approvals

| | | |
|--------------------|-------|-------|
| | B | C |
| Nominal voltage UN | 600 V | 600 V |

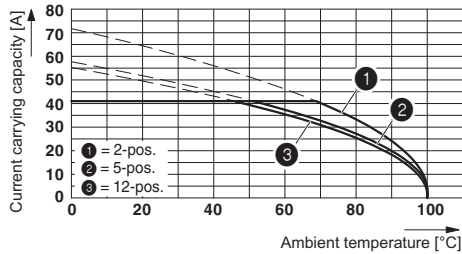
| | | |
|--------------------------------|-------|-------|
| cUL Recognized | | |
| | B | C |
| mm ² /AWG/kcmil | 24-8 | 24-8 |
| Nominal current I _N | 41 A | 41 A |
| Nominal voltage UN | 600 V | 600 V |

| |
|-----|
| EAC |
|-----|

| | | |
|------------------|--|--|
| cULus Recognized | | |
|------------------|--|--|

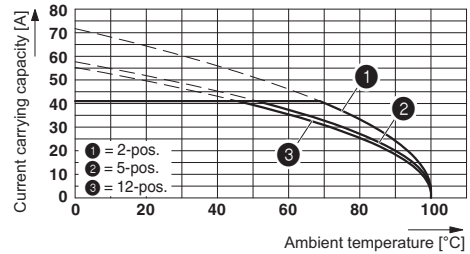
Drawings

Diagram



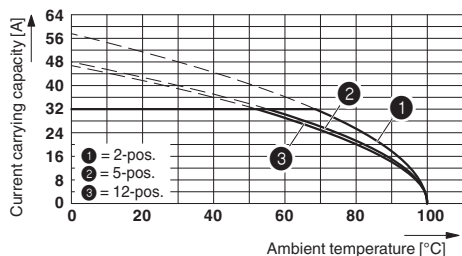
Derating curve for: IPC 5/...-ST-7,62 with PC 5/...-ST-7,62
Conductor cross section = 10 mm²

Diagram



Derating curve for: IPC 5/...-ST-7,62 with IPC 5/...-G-7,62
Conductor cross section = 10 mm²

Diagram



Derating curve for: IPC 5/...-ST-7,62 with IPC 5/...-G-7,62
Conductor cross section 6 mm²

Dimensioned drawing

