

# Printed-circuit board connector - FRONT-MC 1,5/ 3-ST-3,81 - 1850673

Please be informed that the data shown in this PDF Document is generated from our Online Catalog. Please find the complete data in the user's documentation. Our General Terms of Use for Downloads are valid (<http://download.phoenixcontact.com>)

Plug component, Nominal current: 8 A, Rated voltage (III/2): 160 V, Number of positions: 3, Pitch: 3.81 mm, Connection method: Screw connection, Color: green, Contact surface: Tin



The figure shows a 10-position version of the product

## Why buy this product

- Generously dimensioned wiring space
- Screwdriver axis parallel to the conductor axis
- Pitch: 3.81 mm
- Plug with front screw connection
- Individual position coding by removing the coding tab and connecting the coding profile to the header



## Key commercial data

Packing unit	50 pc
GTIN	4 017918 109868
Weight per Piece (excluding packing)	3.79 g
Custom tariff number	85366990
Country of origin	Germany

## Technical data

### Dimensions

Pitch	3.81 mm
Dimension a	7.62 mm

### General

Range of articles	FRONT-MC 1,5/...-ST
Insulating material group	I
Rated surge voltage (III/3)	2.5 kV
Rated surge voltage (III/2)	2.5 kV
Rated surge voltage (II/2)	2.5 kV
Rated voltage (III/3)	160 V

# Printed-circuit board connector - FRONT-MC 1,5/ 3-ST-3,81 - 1850673

## Technical data

### General

Rated voltage (III/2)	160 V
Rated voltage (II/2)	320 V
Connection in acc. with standard	EN-VDE
Nominal current I <sub>N</sub>	8 A
Nominal cross section	1.5 mm <sup>2</sup>
Maximum load current	8 A (with 1.5 mm <sup>2</sup> conductor cross section)
Insulating material	PA
Inflammability class according to UL 94	V0
Internal cylindrical gage	A1
Stripping length	9 mm
Number of positions	3
Screw thread	M2
Tightening torque, min	0.22 Nm
Tightening torque max	0.25 Nm

### Connection data

Conductor cross section solid min.	0.14 mm <sup>2</sup>
Conductor cross section solid max.	1.5 mm <sup>2</sup>
Conductor cross section stranded min.	0.14 mm <sup>2</sup>
Conductor cross section stranded max.	1.5 mm <sup>2</sup>
Conductor cross section stranded, with ferrule without plastic sleeve min.	0.25 mm <sup>2</sup>
Conductor cross section stranded, with ferrule without plastic sleeve max.	1.5 mm <sup>2</sup>
Conductor cross section stranded, with ferrule with plastic sleeve min.	0.25 mm <sup>2</sup>
Conductor cross section stranded, with ferrule with plastic sleeve max.	0.5 mm <sup>2</sup>
Conductor cross section AWG/kcmil min.	28
Conductor cross section AWG/kcmil max	16
2 conductors with same cross section, solid min.	0.14 mm <sup>2</sup>
2 conductors with same cross section, solid max.	0.5 mm <sup>2</sup>
2 conductors with same cross section, stranded min.	0.14 mm <sup>2</sup>
2 conductors with same cross section, stranded max.	0.75 mm <sup>2</sup>
2 conductors with same cross section, stranded, ferrules without plastic sleeve, min.	0.25 mm <sup>2</sup>
2 conductors with same cross section, stranded, ferrules without plastic sleeve, max.	0.34 mm <sup>2</sup>
2 conductors with same cross section, stranded, TWIN ferrules with plastic sleeve, min.	0.5 mm <sup>2</sup>
2 conductors with same cross section, stranded, TWIN ferrules with plastic sleeve, max.	0.5 mm <sup>2</sup>
Minimum AWG according to UL/CUL	30
Maximum AWG according to UL/CUL	16

# Printed-circuit board connector - FRONT-MC 1,5/ 3-ST-3,81 - 1850673

## Classifications

### eCl@ss

eCl@ss 4.0	272607xx
eCl@ss 4.1	27260701
eCl@ss 5.0	27260701
eCl@ss 5.1	27260701
eCl@ss 6.0	27260704
eCl@ss 7.0	27440402
eCl@ss 8.0	27440402

### ETIM

ETIM 3.0	EC001121
ETIM 4.0	EC002638
ETIM 5.0	EC002638

### UNSPSC

UNSPSC 6.01	30211810
UNSPSC 7.0901	39121409
UNSPSC 11	39121409
UNSPSC 12.01	39121409
UNSPSC 13.2	39121409

## Approvals

### Approvals


#### Approvals

CSA / UL Recognized / VDE Gutachten mit Fertigungsüberwachung / cUL Recognized / IECCE CB Scheme / GOST / CCA / cULus Recognized

#### Ex Approvals

#### Approvals submitted

### Approval details

CSA 	B	D	
	mm <sup>2</sup> /AWG/kcmil	28-16	28-16
	Nominal current I <sub>N</sub>	8 A	8 A

# Printed-circuit board connector - FRONT-MC 1,5/ 3-ST-3,81 - 1850673

## Approvals

	B	D
Nominal voltage UN	300 V	300 V

UL Recognized

	B	D
mm <sup>2</sup> /AWG/kcmil	30-16	30-16
Nominal current I <sub>N</sub>	8 A	8 A
Nominal voltage UN	300 V	300 V

VDE Gutachten mit Fertigungsüberwachung

	B	D
mm <sup>2</sup> /AWG/kcmil	0.2-1.5	
Nominal current I <sub>N</sub>	8 A	
Nominal voltage UN	160 V	

cUL Recognized

	B	D
mm <sup>2</sup> /AWG/kcmil	30-16	30-16
Nominal current I <sub>N</sub>	8 A	8 A
Nominal voltage UN	300 V	300 V

IECEE CB Scheme

	B	D
mm <sup>2</sup> /AWG/kcmil	0.2-1.5	
Nominal current I <sub>N</sub>	8 A	
Nominal voltage UN	160 V	

GOST


CCA

	B	D
mm <sup>2</sup> /AWG/kcmil	0.2-1.5	
Nominal current I <sub>N</sub>	8 A	

## Printed-circuit board connector - FRONT-MC 1,5/ 3-ST-3,81 - 1850673

### Approvals

Nominal voltage UN	160 V
--------------------	-------

cULus Recognized 

### Accessories

#### Accessories

##### Labeled terminal marker

Marker cards - SK 3,81/2,8:FORTL.ZAHLEN - 0804109



Marker cards, Card, white, labeled, Horizontal: Consecutive numbers 1 - 10, 11 - 20, etc. up to 91 - (99)100, Mounting type: Adhesive, For terminal block width: 3.81 mm, Lettering field: 3.81 x 2.8 mm

##### Marker pen

Marker pen - B-STIFT - 1051993



Marker pen, for manual labeling of unprinted Zack strips, smear-proof and waterproof, line thickness 0.5 mm

##### Screwdriver tools

Screwdriver - SZS 0,4X2,5 VDE - 1205037



Screwdriver, slot-headed, VDE insulated, size: 0.4 x 2.5 x 80 mm, 2-component grip, with non-slip grip

##### Terminal marking

Marker cards - SK U/2,8 WH:UNBEDRUCKT - 0803883



Marker cards, Sheet, white, Unlabeled, Can be labeled with: Plotter, Office printing systems, Mounting type: Adhesive, Lettering field: 186 x 2.8 mm

# Printed-circuit board connector - FRONT-MC 1,5/ 3-ST-3,81 - 1850673

## Accessories

---

### Additional products

Base strip - MCO 1,5/ 3-GR-3,81 - 1861659



Header, Nominal current: 8 A, Rated voltage (III/2): 160 V, Number of positions: 3, Pitch: 3.81 mm, Color: green, Contact surface: Tin, Assembly: Soldering

---

Base strip - MCO 1,5/ 3-GL-3,81 - 1861730



Header, Nominal current: 8 A, Rated voltage (III/2): 160 V, Number of positions: 3, Pitch: 3.81 mm, Color: green, Contact surface: Tin, Assembly: Soldering

---

Base strip - MCDV 1,5/ 3-G1-3,81 - 1847738



Header, Nominal current: 8 A, Rated voltage (III/2): 160 V, Number of positions: 3, Pitch: 3.81 mm, Color: green, Contact surface: Tin, Assembly: Soldering, In combination with MCV plug components, both an MCVW and an MCVR plug must be used.

---

Base strip - MCDV 1,5/ 3-G-3,81 - 1830415



Header, Nominal current: 8 A, Rated voltage (III/2): 160 V, Number of positions: 3, Pitch: 3.81 mm, Color: green, Contact surface: Tin, Assembly: Soldering, In combination with MCV plug components, both an MCVW and an MCVR plug must be used.

---

Base strip - MCD 1,5/ 3-G1-3,81 - 1843088



Header, Nominal current: 8 A, Rated voltage (III/2): 160 V, Number of positions: 3, Pitch: 3.81 mm, Color: green, Contact surface: Tin, Assembly: Soldering, In combination with MCV plug components, both an MCVW and an MCVR plug must be used.

---

## Printed-circuit board connector - FRONT-MC 1,5/ 3-ST-3,81 - 1850673

### Accessories

Base strip - MCD 1,5/ 3-G-3,81 - 1829963



Header, Nominal current: 8 A, Rated voltage (III/2): 160 V, Number of positions: 3, Pitch: 3.81 mm, Color: green, Contact surface: Tin, Assembly: Soldering, In combination with MCV plug components, both an MCVW and an MCVR plug must be used.

Printed-circuit board connector - IMC 1,5/ 3-ST-3,81 - 1857896



Plug component, Nominal current: 8 A, Rated voltage (III/2): 160 V, Number of positions: 3, Pitch: 3.81 mm, Connection method: Screw connection, Color: green, Contact surface: Tin

Base strip - MCVK 1,5/ 3-G-3,81 - 1832743



Plug component, Nominal current: 8 A, Rated voltage (III/2): 160 V, Number of positions: 3, Pitch: 3.81 mm, Connection method: Screw connection, Color: green, Contact surface: Tin, Assembly: DIN rail

Base strip - MCVDU 1,5/ 3-G-3,81 - 1832701



Header, Nominal current: 8 A, Rated voltage (III/2): 160 V, Number of positions: 3, Pitch: 3.81 mm, Color: green, Contact surface: Tin, Assembly: Soldering

Base strip - MCV 1,5/ 3-G-3,81 - 1803439



Header, Nominal current: 8 A, Rated voltage (III/2): 160 V, Number of positions: 3, Pitch: 3.81 mm, Color: green, Contact surface: Tin, Assembly: Soldering

# Printed-circuit board connector - FRONT-MC 1,5/ 3-ST-3,81 - 1850673

## Accessories

Base strip - MC 1,5/ 3-G-3,81 - 1803280

Header, Nominal current: 8 A, Rated voltage (III/2): 160 V, Number of positions: 3, Pitch: 3.81 mm, Color: green, Contact surface: Tin, Assembly: Soldering



Base strip - MC 1,5/ 3-G-3,81 THT - 1908774

Header, Nominal current: 8 A, Rated voltage (III/2): 160 V, Number of positions: 3, Pitch: 3.81 mm, Color: black, Contact surface: Tin, Assembly: SMD/THT/THR, User information and design recommendations for through hole reflow technology can be found under "Downloads"



Base strip - SMC 1,5/ 3-G-3,81 - 1827282

Header, Nominal current: 8 A, Rated voltage (III/2): 160 V, Number of positions: 3, Pitch: 3.81 mm, Color: green, Contact surface: Tin, Assembly: Soldering



Base strip - EMCV 1,5/ 3-G-3,81 - 1860650

Header, Nominal current: 8 A, Rated voltage (III/2): 160 V, Number of positions: 3, Pitch: 3.81 mm, Color: green, Contact surface: Tin, Assembly: Press-in



Base strip - EMC 1,5/ 3-G-3,81 - 1897814

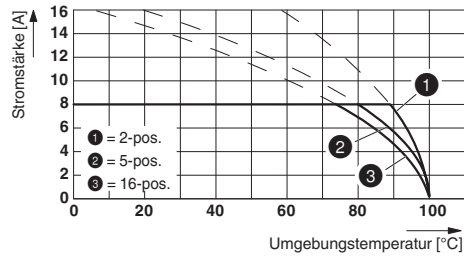
Header, Nominal current: 8 A, Rated voltage (III/2): 160 V, Number of positions: 3, Pitch: 3.81 mm, Color: green, Contact surface: Tin, Assembly: Press-in



## Drawings

# Printed-circuit board connector - FRONT-MC 1,5/ 3-ST-3,81 - 1850673

Diagram



Type: FRONT-MC 1,5/...-ST-3,81 with SMC 1,5/...-G-3,81

Dimensioned drawing

