

Features

- Maximum height of 1.25 mm
- Current up to 2.6 A
- RoHS compliant*

Applications

- Input/output of DC/DC converters
- Power supplies for:
 - Portable communication equipment
 - Camcorders
 - LCD TVs
 - Car radios

SRU6011 Series - Shielded SMD Power Inductors

Electrical Specifications

Bourns Part No.	Inductance 100 KHz		Q Ref.	Test Frequency (MHz)	SRF Typ. (MHz)	RDC Max. (mΩ)	I rms Max. (A)	I sat Typ. (A)
	(μH)	Tol. %						
SRU6011-1R4Y	1.4	± 30	8	7.96	140	40	2.60	1.80
SRU6011-2R7Y	2.7	± 30	8	7.96	100	62	2.20	1.45
SRU6011-4R7Y	4.7	± 30	8	7.96	70	86	1.80	1.10
SRU6011-6R8Y	6.8	± 30	7	7.96	55	136	1.40	0.90
SRU6011-100Y	10	± 30	12	2.52	45	220	1.10	0.72
SRU6011-150Y	15	± 30	10	2.52	32	320	0.95	0.62
SRU6011-220Y	22	± 30	10	2.52	26	390	0.80	0.48
SRU6011-330Y	33	± 30	10	2.52	22	560	0.68	0.38
SRU6011-470Y	47	± 30	10	2.52	20	850	0.55	0.32
SRU6011-680Y	68	± 30	12	2.52	18	1200	0.46	0.28

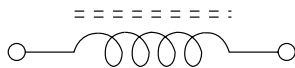
General Specifications

Test Voltage.....0.1 V
 Reflow Soldering ...230 °C, 50 sec. max.
 Operating Temperature ..-40 °C to +125 °C
 (Temperature rise included)
 Storage Temperature...-40 °C to +125 °C
 Resistance to Soldering Heat
260 °C for 10 sec.

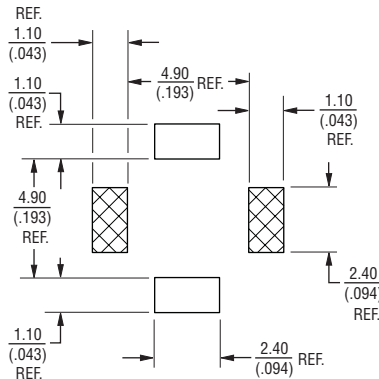
Materials

Core.....Ferrite DR and RI core
 WireEnamelled copper
 TerminalAg/Ni/Sn
 Rated Current
Ind. drop 35 % typ. at Isat
 Temperature Rise
40 °C max. at rated I rms
 Packaging.....1,000 pcs. per reel

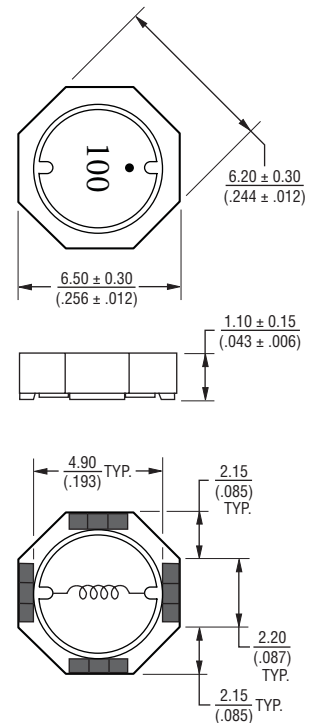
Electrical Schematic



Recommended Layout



Product Dimensions



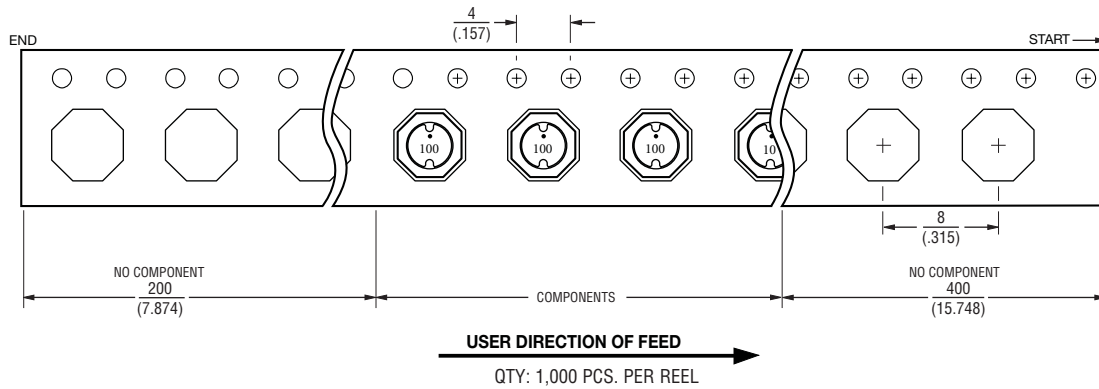
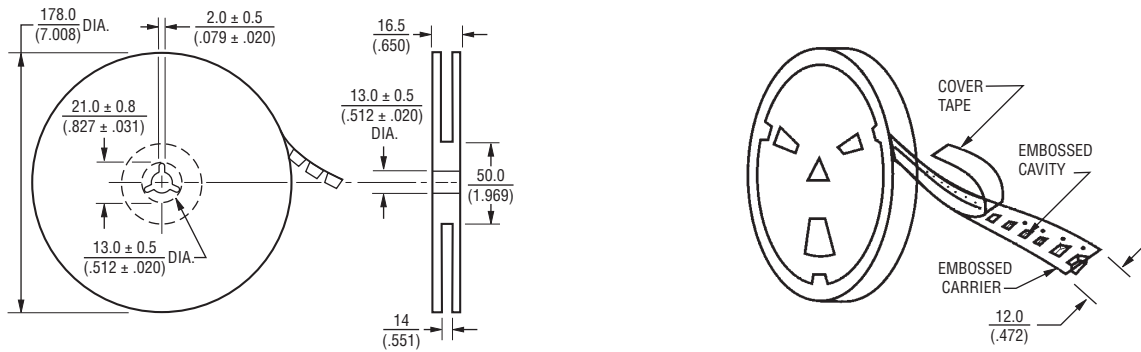
DIMENSIONS: $\frac{\text{MM}}{\text{(INCHES)}}$

*RoHS Directive 2002/95/EC Jan 27, 2003 including Annex.
 Specifications are subject to change without notice.
 Customers should verify actual device performance in their specific applications.

SRU6011 Series - Shielded SMD Power Inductors

BOURNS®

Packaging Specifications



DIMENSIONS: $\frac{\text{MM}}{\text{(INCHES)}}$