

## Plug - SP 4/ 3 - 3042900

Please be informed that the data shown in this PDF Document is generated from our Online Catalog. Please find the complete data in the user's documentation. Our General Terms of Use for Downloads are valid (<http://phoenixcontact.com/download>)



Plug, Connection method: Spring-cage connection, Number of positions: 3, Cross section: 0.08 mm<sup>2</sup> - 6 mm<sup>2</sup>, AWG: 28 - 10, Width: 18.6 mm, Height: 41.5 mm, Color: gray

The illustration shows the 6-position version

### Why buy this product

- Large-surface labeling option
- Tested for railway applications
- Practical coding option



### Key commercial data

Packing unit	50 pc
GTIN	 4 017918 956257
Weight per Piece (excluding packing)	13.0 g
Custom tariff number	85366990
Country of origin	Poland

### Technical data

#### General

Number of levels	1
Number of connections	3
Color	gray
Insulating material	PA
Inflammability class according to UL 94	V0
Area of application	Railway industry
	Mechanical engineering
	Plant engineering
Maximum load current	32 A (with 6 mm <sup>2</sup> conductor cross section)
Rated surge voltage	8 kV
Pollution degree	3

# Plug - SP 4/ 3 - 3042900

## Technical data

### General

Surge voltage category	III
Insulating material group	I
Connection in acc. with standard	IEC 61984
Maximum load current	32 A (with 6 mm <sup>2</sup> conductor cross section)
Nominal current I <sub>N</sub>	32 A
Nominal voltage U <sub>N</sub>	800 V
Maximum load current	32 A (with 6 mm <sup>2</sup> conductor cross section)
Open side panel	nein
Number of positions	3

### Dimensions

Width	18.6 mm
Length	21 mm
Height	41.5 mm
	24.00 mm

### Connection data

Connection in acc. with standard	IEC 61984
Connection method	Spring-cage connection
Conductor cross section solid min.	0.08 mm <sup>2</sup>
Conductor cross section solid max.	6 mm <sup>2</sup>
Conductor cross section AWG/kcmil min.	28
Conductor cross section AWG/kcmil max.	10
Conductor cross section stranded min.	0.08 mm <sup>2</sup>
Conductor cross section stranded max.	4 mm <sup>2</sup>
Min. AWG conductor cross section, stranded	28
Max. AWG conductor cross section, stranded	10
Conductor cross section stranded, with ferrule without plastic sleeve min.	0.14 mm <sup>2</sup>
Conductor cross section stranded, with ferrule without plastic sleeve max.	4 mm <sup>2</sup>
Conductor cross section stranded, with ferrule with plastic sleeve min.	0.14 mm <sup>2</sup>
Conductor cross section stranded, with ferrule with plastic sleeve max.	4 mm <sup>2</sup>
2 conductors with same cross section, stranded, TWIN ferrules with plastic sleeve, min.	0.5 mm <sup>2</sup>
2 conductors with same cross section, stranded, TWIN ferrules with plastic sleeve, max.	1 mm <sup>2</sup>
Minimum stripping length	8 mm
Maximum stripping length	10 mm
Internal cylindrical gage	A4
Connection method	Plug connection

# Plug - SP 4/ 3 - 3042900

## Classifications

### eCl@ss

eCl@ss 4.0	272607xx
eCl@ss 4.1	27260701
eCl@ss 5.0	27260701
eCl@ss 5.1	27260701
eCl@ss 6.0	27141151
eCl@ss 7.0	27141151

### ETIM

ETIM 2.0	EC000897
ETIM 3.0	EC000897
ETIM 4.0	EC002021
ETIM 5.0	EC002021

### UNSPSC

UNSPSC 6.01	30211802
UNSPSC 7.0901	39121402
UNSPSC 11	39121402
UNSPSC 12.01	39121402
UNSPSC 13.2	39121402

## Approvals

### Approvals

---

#### Approvals

CSA / UL Recognized / VDE Gutachten mit Fertigungsüberwachung / cUL Recognized / IECCE CB Scheme / EAC / cULus Recognized

---


#### Ex Approvals

---

#### Approvals submitted

---

### Approval details

CSA 	B	C	
	mm <sup>2</sup> /AWG/kcmil	24-12	24-12
	Nominal current I <sub>N</sub>	30 A	30 A

# Plug - SP 4/ 3 - 3042900

## Approvals

	B	C
Nominal voltage UN	600 V	600 V

UL Recognized

	B	C
mm <sup>2</sup> /AWG/kcmil	28-10	28-10
Nominal current IN	30 A	30 A
Nominal voltage UN	600 V	600 V

VDE Gutachten mit Fertigungsüberwachung

mm <sup>2</sup> /AWG/kcmil	0.2-6
Nominal voltage UN	800 V

cUL Recognized

	B	C
mm <sup>2</sup> /AWG/kcmil	28-10	28-10
Nominal current IN	30 A	30 A
Nominal voltage UN	600 V	600 V

IECEE CB Scheme

mm <sup>2</sup> /AWG/kcmil	0.2-6
Nominal voltage UN	800 V

EAC

cULus Recognized

## Accessories

Accessories

Insulating sleeve

## Plug - SP 4/ 3 - 3042900

### Accessories

Insulating sleeve - ISH 4/0,5 - 3002885



Insulating sleeve, Color: gray

---

Insulating sleeve - ISH 4/1,0 - 3002898



Insulating sleeve, Color: black

---

### Marker pen

Marker pen - B-STIFT - 1051993



Marker pen, for manual labeling of unprinted Zack strips, smear-proof and waterproof, line thickness 0.5 mm

---

Marker pen - X-PEN 0,35 - 0811228



Marker pen without ink cartridge, for manual labeling of markers, labeling extremely wipe-proof, line thickness 0.35 mm

---

### Mounting material

Latching - PR - 3040559



Latching, Number of positions: 1, Color: orange

---

## Plug - SP 4/ 3 - 3042900

### Accessories

Latching - PR/2 - 3040630



Latching, Number of positions: 2, Color: orange

---

Latching - PRT/2 - 3040631



Latching, can only be released using a screwdriver, Number of positions: 2, Color: orange

---

Latching - PRZ - 3040614



Latching, Length: 3 mm, Width: 5.2 mm, Number of positions: 2, Color: orange

---

### Shield connection

Shield connection clamp - PSH 3- 6 - 3040591



Shield connection clamp, Color: black

---

Shield connection clamp - PSH 5-10 - 3040601



Shield connection clamp, Color: black

---

### Strain relief

# Plug - SP 4/ 3 - 3042900

## Accessories

Strain relief - PZ/4 - 3040643



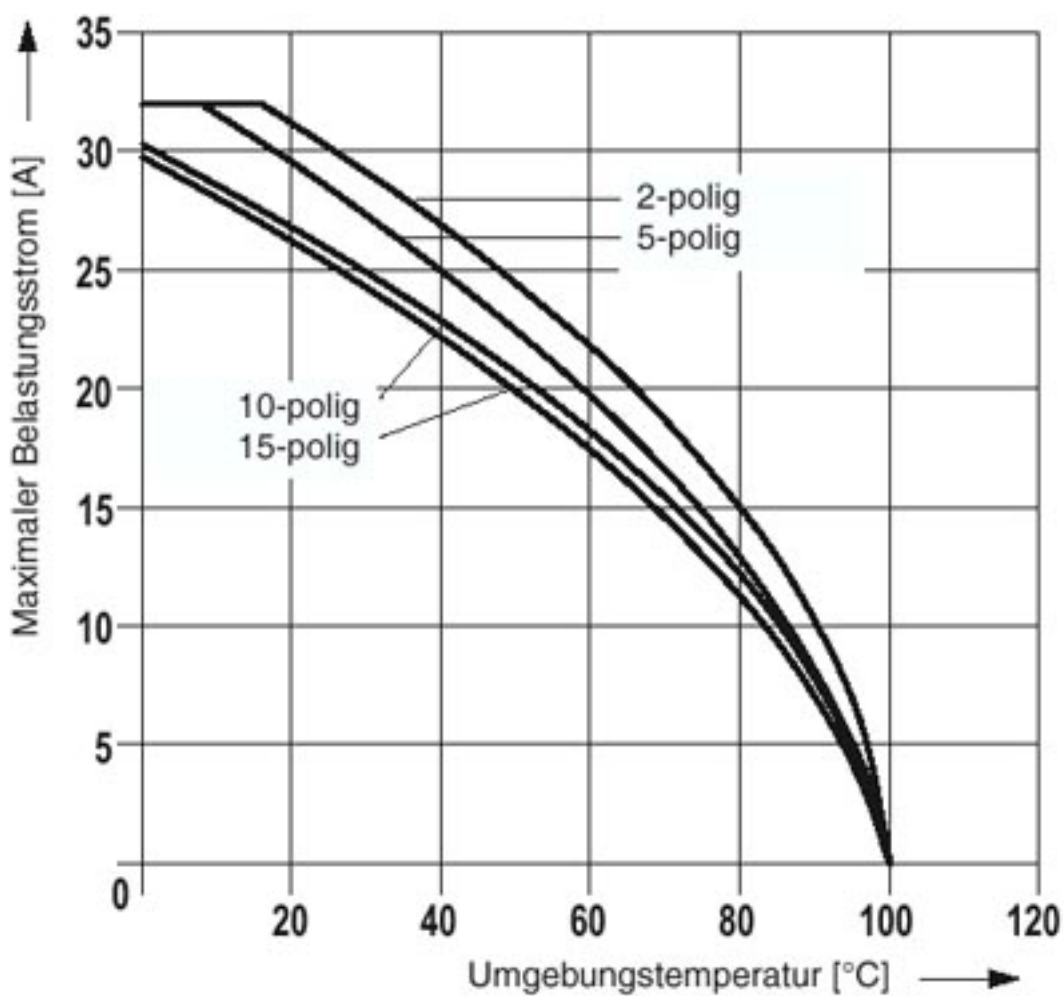
Strain relief, Number of positions: 4, Color: black

## Drawings

Circuit diagram



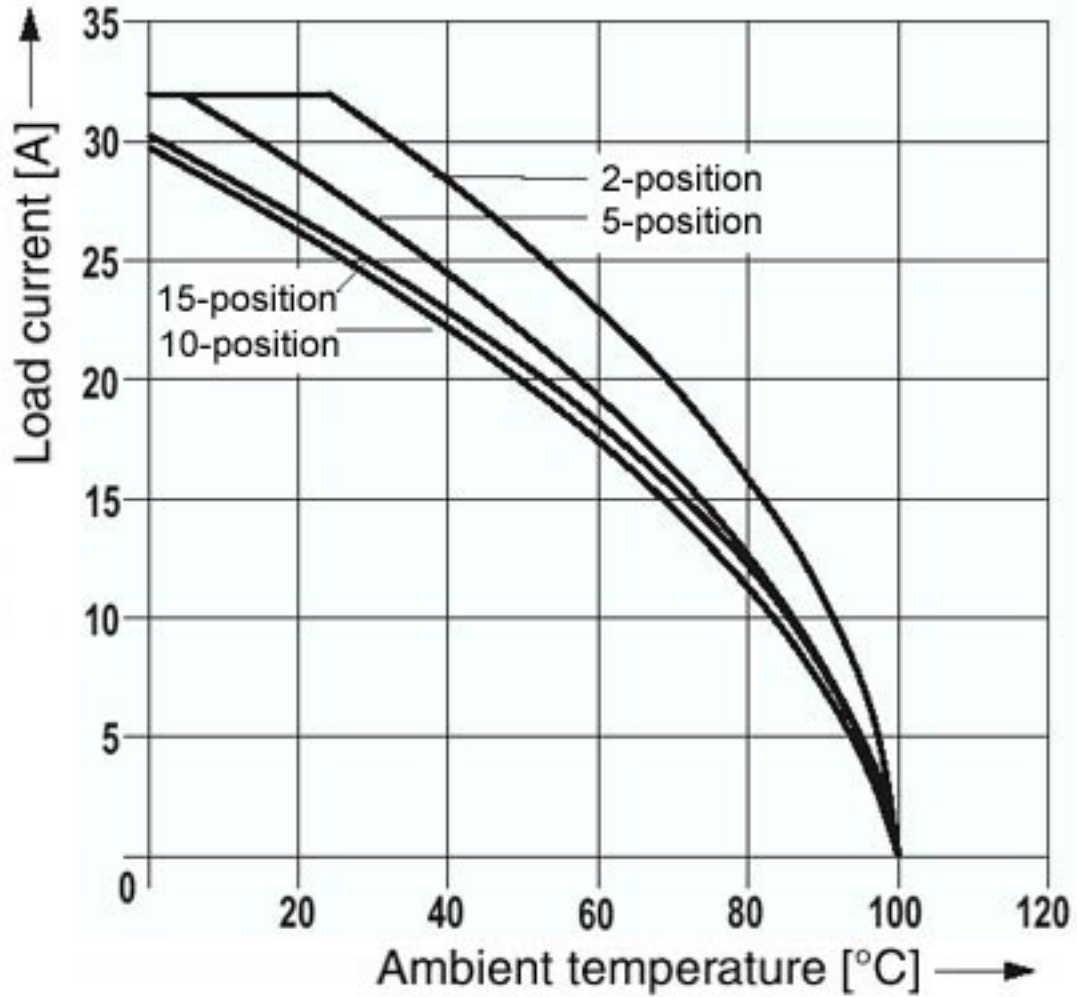
Diagram



Derating curve for spring-cage terminals ST 4/1P.. and ST 4/2P.. with all plug versions SP 4/... . The derating curves are determined by multiplying the values of the base curves by the factor 0.8.

# Plug - SP 4/ 3 - 3042900

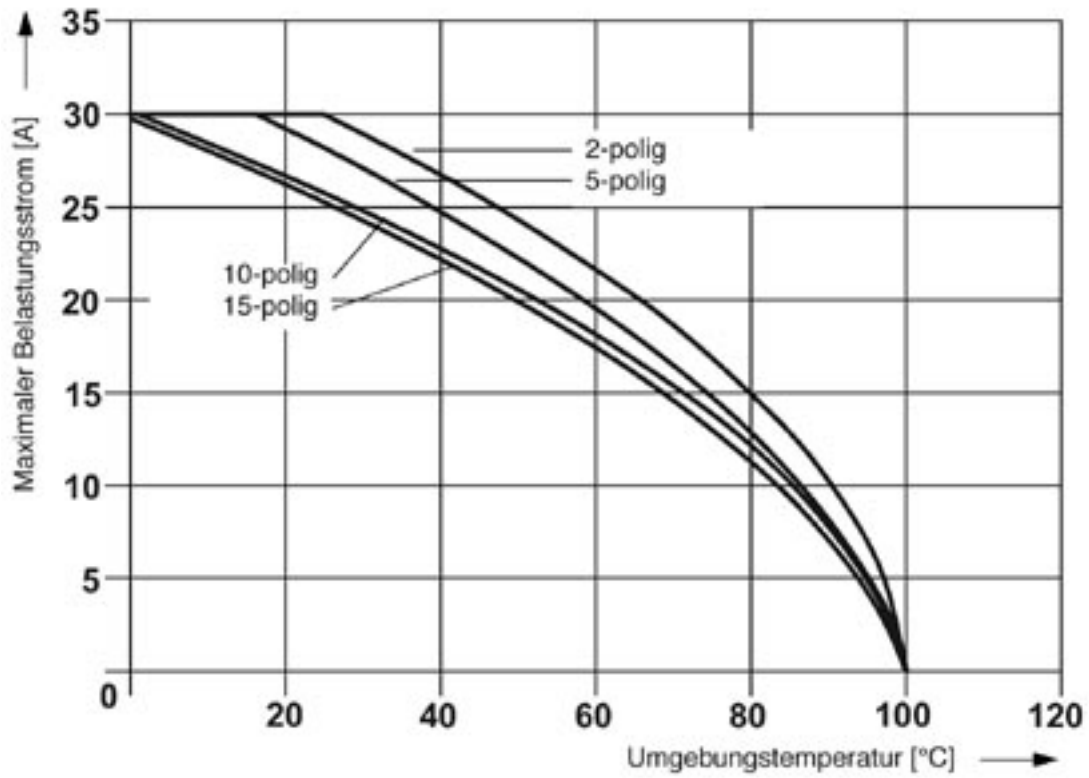
Diagram



Derating curve for the spring-cage terminal with all plug versions SP 4/...

# Plug - SP 4/ 3 - 3042900

Diagram



Derating curve for ST 4/ 1P and for all plug versions SP... .