

Datasheet

SPDT Toggle Switch ON-(ON), PCB

RS Stock number [450-2780](#)



Specifications:

Contact Rating: **S** (silver) - 3A with resistive load @ 125 VAC or 28 VDC - 1.5A with resistive load @ 250 VAC - **A** (gold) or **K*** (gold/tin-lead) - 0.4 VA max @ 20 VAC or DC max

Electrical life: 30,000 make and break cycles at full load

Contact Resistance: 20 m Ω max. initial @ 2-4 VDC - 100 mA, for both silver and gold plated contacts

Insulation Resistance: 1000 M Ω min.

Dielectric Strength: 1500 VRMS @ sea level

Operating Temperature: -30°C to 85°C

Materials:

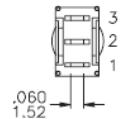
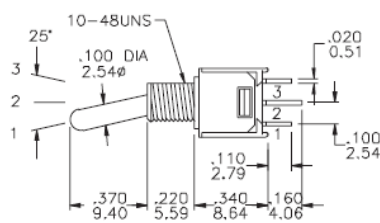
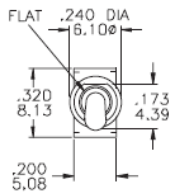
- Case:** Dially phthalate (DAP)
- Plunger:** Brass, chrome plated
- Bushing:** Brass, nickel plated
- Terminal support:** Brass, electrotin plated
- Housing:** Stainless Steel

Electrical Functions:

SPDT			
1	on	none	on
2	on	none	(on)
3	on	off	on
4	(on)	off	(on)
5 (0)	on	off	(on)
	2 - 3	open	2 - 1

2 Comm.
1 3•

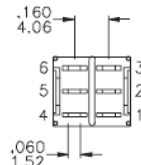
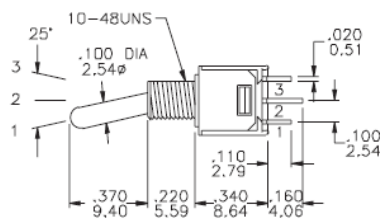
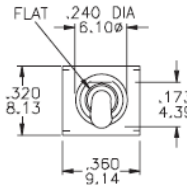
(0) Please enquire



Part N° shown: 2A11-NF1STSE

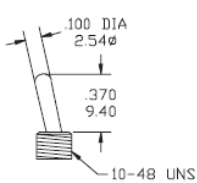
DPDT			
1	on	none	on
2	on	none	(on)
3	on	off	on
4	(on)	off	(on)
5	on	off	(on)
	2-3, 5-6	open	2-1, 5-4

2 Comm., 5 Comm.
1 3• - 4 6•

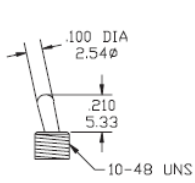


Part N° shown: 2A21-NF1STSE

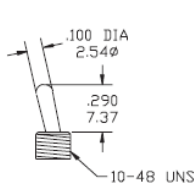
Actuators:



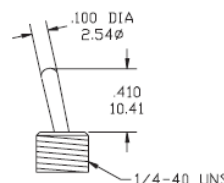
N



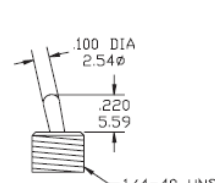
N2



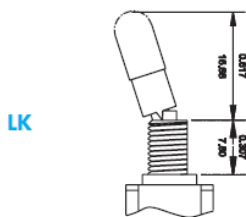
N3



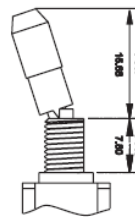
N4 (Δ)



N5 (Δ)

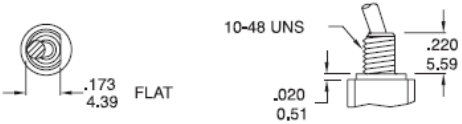


LK




LK1

Bushing:




F1 Threaded
F2 Non Threaded




F3 Threaded
F4 Non Threaded

Note: F Bushings can fit actuators **N**, **N2** and **N3** only.



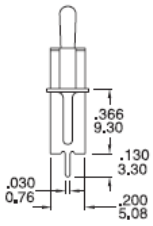
B1 (Δ) Threaded flat
B2 (Δ) Non Threaded flat



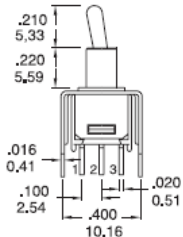
B3 (Δ) Threaded
B4 (Δ) Non Threaded

Terminations:

U2
SPDT



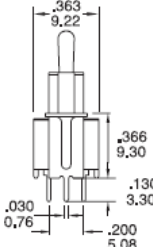
Part N° shown: 2A11-N2F2U2AE



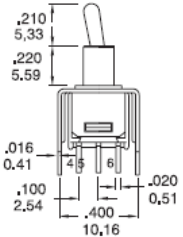
P.C. LAYOUT



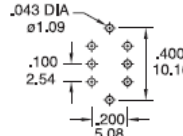
U2
DPDT



Part N° shown: 2A21-N2F2U2AE



P.C. LAYOUT



Terminations:

