

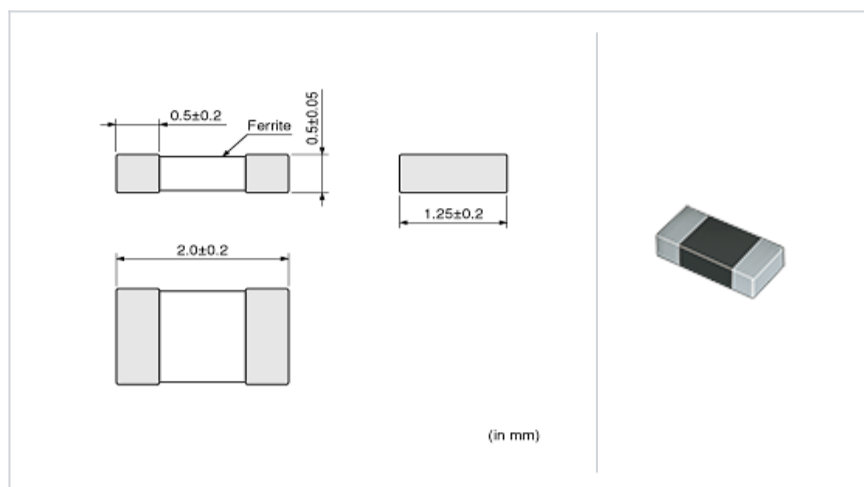
LQM21PNR47MC0#

"#" indicates a package specification code.

Available **General** 125°C Multi-layer Thickness 0.55mm max. Reflow OK Flow OK RoHS

< List of part numbers with package codes >
LQM21PNR47MC0D , LQM21PNR47MC0B

Shape



L size	2.0 ± 0.2mm
W size	1.25 ± 0.2mm
T size	0.5 ± 0.05mm
Size code in inch (mm)	0805 (2012)

Notes

In operating temperature exceeding +85 , derating of current is necessary for LQM21P_C0 series. Please apply the derating curve shown in

References

Packaging code	Specifications	Minimum quantity
D	180mm Paper taping	4000
B	Packing in bulk	1000

Mass (Typ.)	
1 piece	0.007g

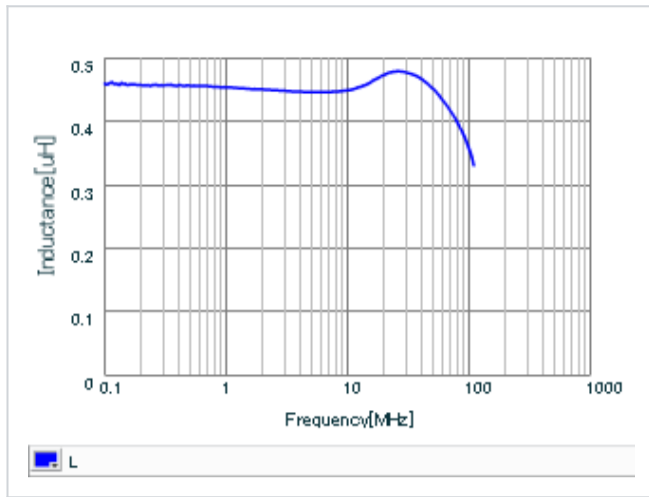
Specifications

Inductance	0.47μH ± 20%
Inductance test frequency	1MHz
Rated current (Itemp) (Based on Temperature rise)	1.1A(Ambient temperature 85) 0.82A(Ambient temperature 125)
Max. of DC resistance	0.150
Avg. of DC resistance	0.12 ± 25%
Self resonance frequency (min.)	100MHz
Operating temperature range	-55 ~ 125
Class of magnetic shield	Magnetic shield of ferrite

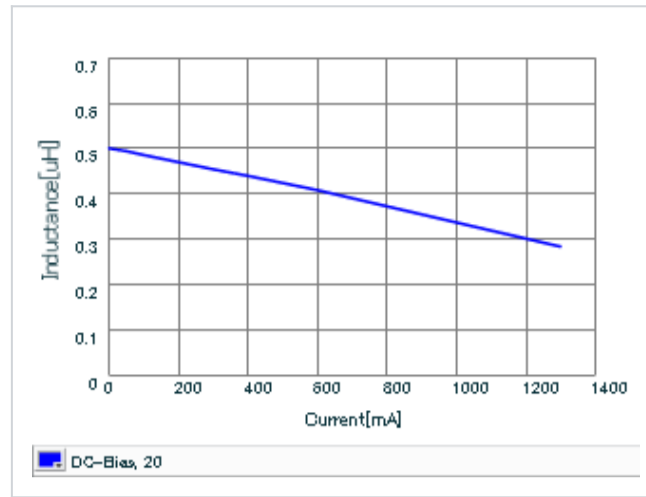
⚠ Attention

- 1.This datasheet is downloaded from the website of Murata Manufacturing Co., Ltd. Therefore, it ' s specifications are subject to change or our products in it may be discontinued without advance notice. Please check with our sales representatives or product engineers before ordering.
- 2.This datasheet has only typical specifications because there is no space for detailed specifications. Therefore, please review our product specifications or consult the approval sheet for product specifications before ordering.

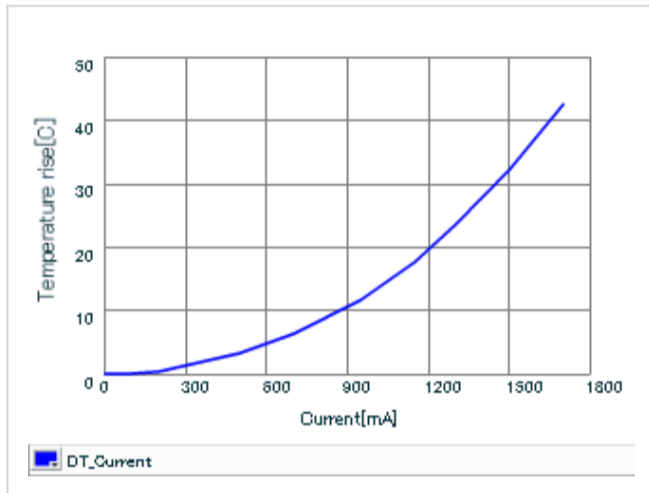
Inductance-Frequency characteristics (Typ.)



Inductance-Current characteristics (Typ.)



Temperature rise characteristics (Typ.)



Notice (Rating)

