



## Main

Commercial Status	Commercialised
Range of product	Zelio Logic
Product or component type	Compact smart relay

## Complementary

Local display	With
[Us] rated supply voltage	48 V AC
Supply voltage limits	40.8...52.8 V
Supply frequency	50/60 Hz
Supply current	110 mA (without extension)
Power consumption in VA	5.7 VA without extension
Isolation voltage	1780 V
Discrete input number	12
Discrete input voltage	48 V AC
Discrete input current	1.2 mA
Discrete input frequency	47...53 Hz 57...63 Hz
Voltage state 1 guaranteed	$\geq 20$ V
Voltage state 0 guaranteed	$\leq 17$ V
Current state 1 guaranteed	$> 0.5$ mA
Current state 0 guaranteed	$< 0.4$ mA
Input impedance	24 kOhm
Number of outputs	8 relay output(s)
Output voltage limits	5...30 V DC 24...250 V AC
Contacts type and composition	NO
Output thermal current	8 A for all 8 outputs
Electrical durability	500000 cycles DC-13 at 24 V, 0.6 A for relay output conforming to EN/IEC 60947-5-1 500000 cycles DC-12 at 24 V, 1.5 A for relay output conforming to EN/IEC 60947-5-1 500000 cycles AC-15 at 230 V, 0.9 A for relay output conforming to EN/IEC 60947-5-1 500000 cycles AC-12 at 230 V, 1.5 A for relay output conforming to EN/IEC 60947-5-1
Switching capacity in mA	$\geq 10$ mA at 12 V
Operating rate in Hz	10 Hz (no load) for relay output 0.1 Hz (at le) for relay output
[Uimp] rated impulse withstand voltage	4 kV conforming to EN/IEC 60947-1 and EN/IEC 60664-1
Clock	Without

---

Response time	50 ms with ladder programming (from state 1 to state 0) for discrete input 5 ms (from state 1 to state 0) for relay output 48 ms with ladder programming (from state 0 to state 1) for discrete input 10 ms (from state 0 to state 1) for relay output
Product weight	0.38 kg

---

## Environment

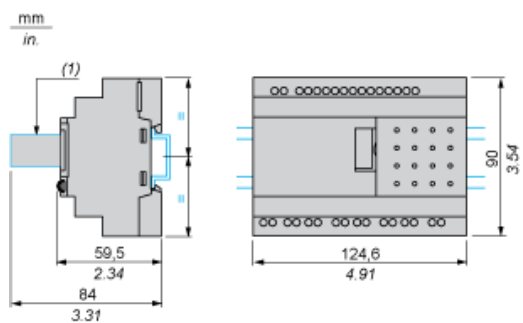
---

Immunity to microbreaks	<= 10 ms repeated 20 times
-------------------------	----------------------------

---

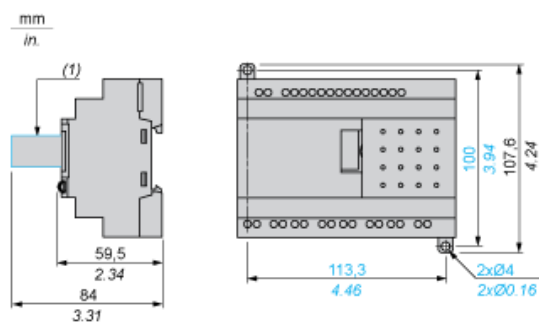
Compact and Modular Smart Relays

Mounting on 35 mm/1.38 in. DIN Rail



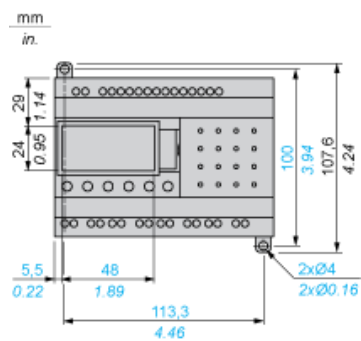
(1) With SR2USB01 or SR2BTC01

Screw Fixing (Retractable Lugs)



(1) With SR2USB01 or SR2BTC01

Position of Display

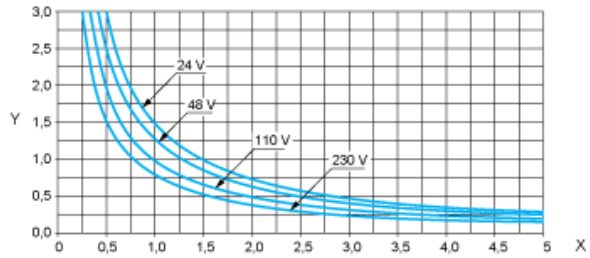


Compact and Modular Smart Relays

Electrical Durability of Relay Outputs

(in millions of operating cycles, conforming to IEC/EN 60947-5-1)

AC-12 (1)

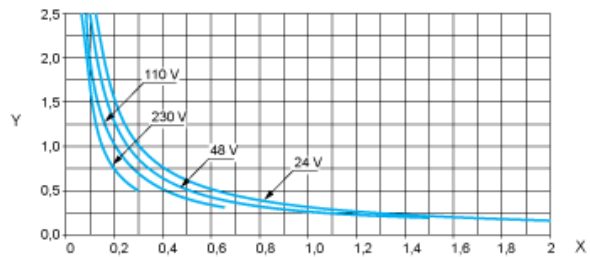


X: Current (A)

Y: Millions of operating cycles

(1) AC-12: switching resistive loads and opto-coupler isolated solid-state loads,  $\cos \geq 0.9$ .

AC-14 (1)

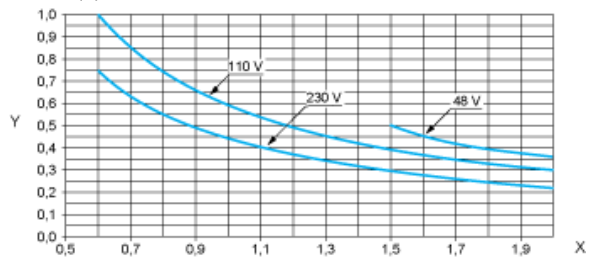


X: Current (A)

Y: Millions of operating cycles

(1) AC-14: switching small electromagnetic loads  $\leq 72$  VA, make:  $\cos = 0.3$ , break:  $\cos = 0.3$ .

AC-15 (1)



X: Current (A)

Y: Millions of operating cycles

(1) AC-15: switching electromagnetic loads  $\geq 72$  VA, make:  $\cos = 0.7$ , break:  $\cos = 0.4$ .