

Plug - SPV 2,5/ 1-R GNYE - 3041105

Please be informed that the data shown in this PDF Document is generated from our Online Catalog. Please find the complete data in the user's documentation. Our General Terms of Use for Downloads are valid (<http://download.phoenixcontact.com>)



Plug, Connection method: Spring-cage connection, Number of positions: 1, Cross section: 0.08 mm² - 4 mm², AWG: 28 - 12, Width: 5.2 mm, Height: 34 mm, Color: green-yellow

Product description

Connector element right, left housing with engagement pin, right closed with cover

Why buy this product

- Cable housing can be snapped on to the plugs, see figure below
- Tested for railway applications
- The plug with spring-cage connection is assembled directly on site by snapping together single-position plug elements
- The ST-COMBI plugs for self-assembly provide solutions that users can implement themselves



Key commercial data

Packing unit	50 pc
GTIN	 4 046356 055079
Weight per Piece (excluding packing)	3.12 g
Custom tariff number	85366990
Country of origin	Poland

Technical data

General

Number of levels	1
Number of connections	1
Color	green-yellow
Insulating material	PA
Inflammability class according to UL 94	V0
Area of application	Railway industry
	Mechanical engineering
	Plant engineering
Maximum load current	24 A (with 2.5 mm ² conductor cross section)

Plug - SPV 2,5/ 1-R GNYE - 3041105

Technical data

General

Rated surge voltage	6 kV
Pollution degree	3
Surge voltage category	III
Insulating material group	I
Connection in acc. with standard	IEC 61984
Nominal current I_N	24 A
Nominal voltage U_N	500 V
Open side panel	nein
Number of positions	1

Dimensions

Width	5.2 mm
Length	23.4 mm
Height	34 mm

Connection data

Connection in acc. with standard	IEC 61984
Connection method	Spring-cage connection
Conductor cross section solid min.	0.08 mm ²
Conductor cross section solid max.	4 mm ²
Conductor cross section AWG/kcmil min.	28
Conductor cross section AWG/kcmil max	12
Conductor cross section stranded min.	0.08 mm ²
Conductor cross section stranded max.	2.5 mm ²
Min. AWG conductor cross section, stranded	28
Max. AWG conductor cross section, stranded	14
Conductor cross section stranded, with ferrule without plastic sleeve min.	0.14 mm ²
Conductor cross section stranded, with ferrule without plastic sleeve max.	2.5 mm ²
Conductor cross section stranded, with ferrule with plastic sleeve min.	0.14 mm ²
Conductor cross section stranded, with ferrule with plastic sleeve max.	2.5 mm ²
2 conductors with same cross section, stranded max.	0.5 mm ²
Stripping length	10 mm
Internal cylindrical gage	A3

Classifications

eCl@ss

eCl@ss 4.0	272607xx
eCl@ss 4.1	27260701
eCl@ss 5.0	27260701

Plug - SPV 2,5/ 1-R GNYE - 3041105

Classifications

eCl@ss

eCl@ss 5.1	27260701
eCl@ss 6.0	27141151
eCl@ss 7.0	27141151
eCl@ss 8.0	27141151

ETIM

ETIM 2.0	EC000897
ETIM 3.0	EC000897
ETIM 4.0	EC002021
ETIM 5.0	EC002021

UNSPSC

UNSPSC 6.01	30211802
UNSPSC 7.0901	39121402
UNSPSC 11	39121402
UNSPSC 12.01	39121402
UNSPSC 13.2	39121402

Approvals

Approvals


Approvals

UL Recognized / cUL Recognized / GOST / GOST / cULus Recognized

Ex Approvals

Approvals submitted

Approval details



UL Recognized 				
		B	C	D
mm ² /AWG/kcmil	26-12	26-12	26-12	26-12
Nominal current I _N	20 A	20 A	20 A	5 A
Nominal voltage U _N	600 V	300 V	300 V	600 V

Plug - SPV 2,5/ 1-R GNYE - 3041105

Approvals

cUL Recognized

		B	C	D
mm ² /AWG/kcmil	26-12	26-12	26-12	26-12
Nominal current I _N	20 A	20 A	20 A	5 A
Nominal voltage U _N	600 V	300 V	300 V	600 V



Accessories

Accessories

End cover

Spacer plate - DP PS-5 - 3036725



Spacer plate, Color: red

Insulating sleeve

Insulating sleeve - MPS-IH WH - 0201663



Insulating sleeve, Color: white

Plug - SPV 2,5/ 1-R GNYE - 3041105

Accessories

Insulating sleeve - MPS-IH RD - 0201676



Insulating sleeve, Color: red

Insulating sleeve - MPS-IH BU - 0201689



Insulating sleeve, Color: blue

Insulating sleeve - MPS-IH YE - 0201692



Insulating sleeve, Color: yellow

Insulating sleeve - MPS-IH GN - 0201702



Insulating sleeve, Color: green

Insulating sleeve - MPS-IH GY - 0201728



Insulating sleeve, Color: gray

Plug - SPV 2,5/ 1-R GNYE - 3041105

Accessories

Insulating sleeve - MPS-IH BK - 0201731



Insulating sleeve, Color: black

Mounting material

Latching - PRV/2 - 3041862



Latching, Number of positions: 2, Color: orange

Shield connection

Shield connection clamp - PSH 3- 6 - 3040591



Shield connection clamp, Color: black

Shield connection clamp - PSH 5-10 - 3040601



Shield connection clamp, Color: black

Strain relief

Strain relief - PZ/4 - 3040643



Strain relief, Number of positions: 4, Color: black

Test plug terminal block

Plug - SPV 2,5/ 1-R GNYE - 3041105

Accessories

Reducing plug - RPS - 0201647



Reducing plug, Color: gray

Test plugs - MPS-MT - 0201744



Test plugs, Color: silver

Test plugs - PS-5 - 3030983



Test plugs, Color: red

Test plugs - PS-5/2,3MM RD - 3038723



Test plugs, Color: red

Drawings

Plug - SPV 2,5/ 1-R GNYE - 3041105

Circuit diagram



Schematic diagram

