

PCB terminal block - PTSA 1,5/24-3,5-Z - 1985412

Please be informed that the data shown in this PDF Document is generated from our Online Catalog. Please find the complete data in the user's documentation. Our General Terms of Use for Downloads are valid (<http://phoenixcontact.com/download>)




PCB terminal block, Nominal current: 8 A, Nom. voltage: 400 V, Pitch: 3.5 mm, Number of positions: 24, Connection method: Spring-cage connection, Mounting: Soldering, Conductor/PCB connection direction: 45 °, Color: green, Offset soldering legs, two-rowed

The figure shows a 10-position version of the product



Key commercial data

Packing unit	50 pc
Minimum order quantity	50 pc
GTIN	 4 017918 922481
Weight per Piece (excluding packing)	11.32 g
Custom tariff number	85369010
Country of origin	Germany
Note	Made to Order (non-returnable)

Technical data

Dimensions

Length	12 mm
Height	13.1 mm
Pitch	3.5 mm
Dimension a	80.5 mm
Pin dimensions	0,4 x 0,75 mm
Pin spacing	3.5 mm
Hole diameter	1 mm

General

Range of articles	PTSA 1,5
Insulating material group	I
Rated surge voltage (III/3)	4 kV
Rated surge voltage (III/2)	4 kV
Rated surge voltage (II/2)	4 kV

PCB terminal block - PTSA 1,5/24-3,5-Z - 1985412

Technical data

General

Rated voltage (III/3)	250 V
Rated voltage (III/2)	400 V
Rated voltage (II/2)	630 V
Connection in acc. with standard	EN-VDE
Nominal current I_N	8 A
Nominal cross section	1.5 mm ²
Maximum load current	2 A
Insulating material	PA
Solder pin surface	Sn
Inflammability class according to UL 94	V0
Stripping length	9 mm
Number of positions	24

Connection data

Conductor cross section solid min.	0.2 mm ²
Conductor cross section solid max.	1.5 mm ²
Conductor cross section stranded min.	0.2 mm ²
Conductor cross section stranded max.	1.5 mm ²
Conductor cross section stranded, with ferrule without plastic sleeve min.	0.25 mm ²
Conductor cross section stranded, with ferrule without plastic sleeve max.	1 mm ²
Conductor cross section stranded, with ferrule with plastic sleeve min.	0.25 mm ²
Conductor cross section stranded, with ferrule with plastic sleeve max.	0.5 mm ²
Conductor cross section AWG/kcmil min.	24
Conductor cross section AWG/kcmil max	16

Classifications

eCl@ss

eCl@ss 4.0	272607xx
eCl@ss 4.1	27141109
eCl@ss 5.0	27141190
eCl@ss 5.1	27141190
eCl@ss 6.0	27261101
eCl@ss 7.0	27440401
eCl@ss 8.0	27440401

ETIM

ETIM 3.0	EC001121
ETIM 4.0	EC002643
ETIM 5.0	EC002643

PCB terminal block - PTSA 1,5/24-3,5-Z - 1985412

Classifications

UNSPSC

UNSPSC 6.01	30211801
UNSPSC 7.0901	39121432
UNSPSC 11	34131203
UNSPSC 12.01	39121432
UNSPSC 13.2	39121432

Approvals

Approvals

Approvals

UL Recognized / VDE Gutachten mit Fertigungsüberwachung / cUL Recognized / CCA / EAC / cULus Recognized

Ex Approvals

Approvals submitted

Approval details

UL Recognized		
	B	D
mm ² /AWG/kcmil	24-16	24-16
Nominal current IN	5 A	5 A
Nominal voltage UN	300 V	300 V

VDE Gutachten mit Fertigungsüberwachung	
mm ² /AWG/kcmil	0.5-0.75
Nominal current IN	2 A
Nominal voltage UN	250 V

PCB terminal block - PTSA 1,5/24-3,5-Z - 1985412

Approvals

cUL Recognized		
	B	D
mm ² /AWG/kcmil	24-16	24-16
Nominal current I _N	5 A	5 A
Nominal voltage U _N	300 V	300 V

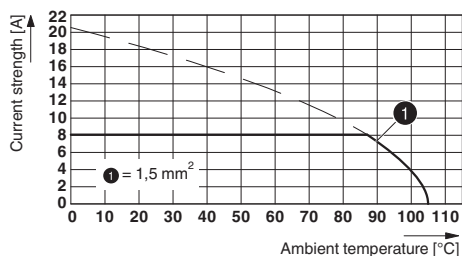
CCA	
mm ² /AWG/kcmil	0.75
Nominal current I _N	2 A

EAC

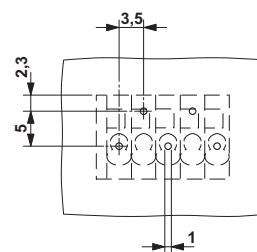
cULus Recognized

Drawings

Diagram



Drilling diagram

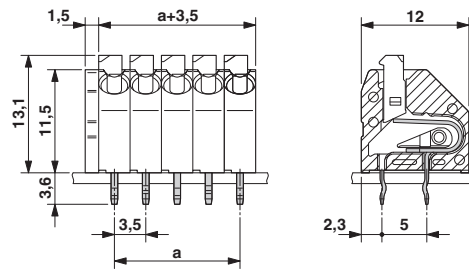


Type: PTSA 1,5/4-3,5-Z
 Tested in accordance with DIN EN 60512-5-2:2003-01
 Reduction factor = 1
 Number of positions: 4

The illustration shows the drilling plan of the 5-pos. version of the article – Zig-zag pinning starts at the right-hand position. Other pinning available on request.

PCB terminal block - PTSA 1,5/24-3,5-Z - 1985412

Dimensioned drawing



The illustration shows the dimensional drawing of the 5-position product version