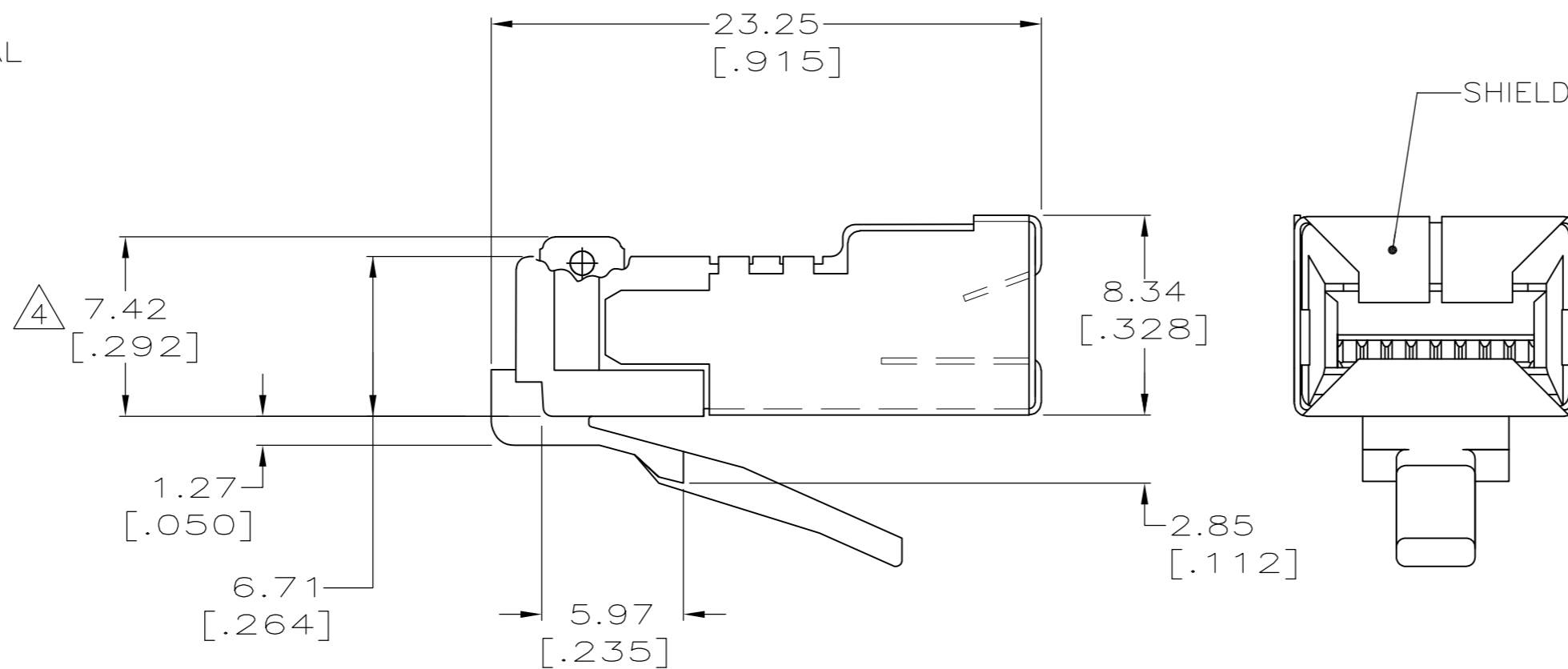
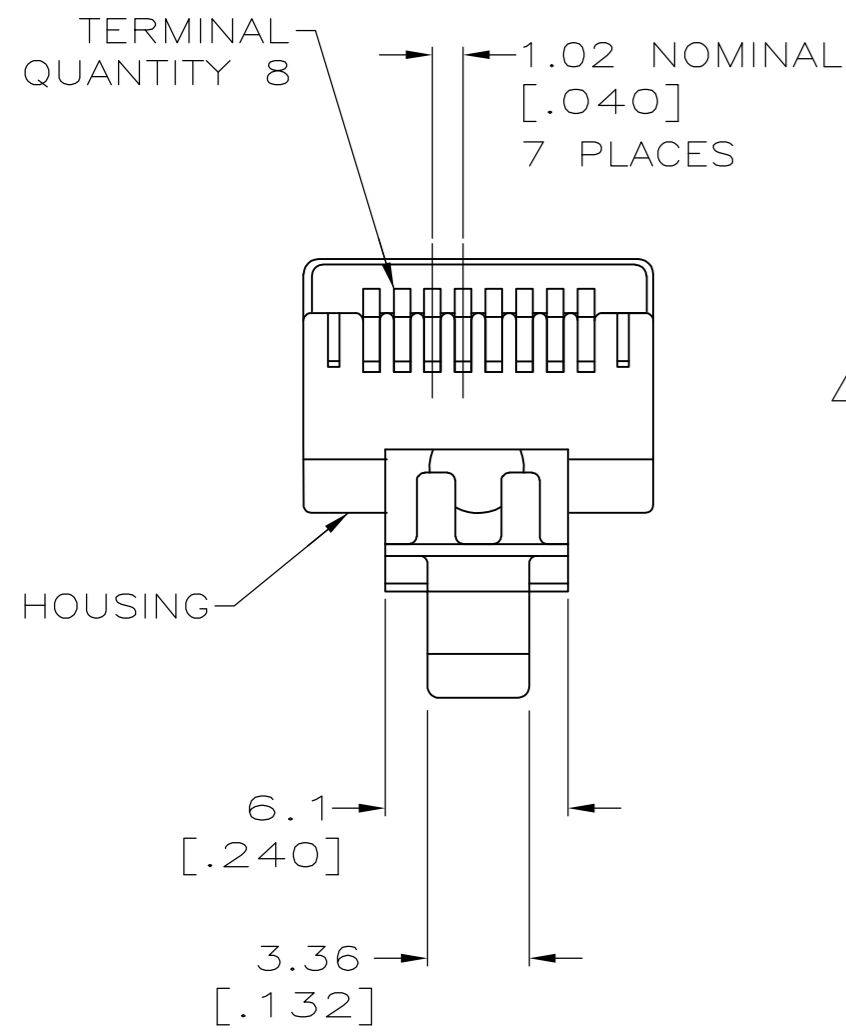
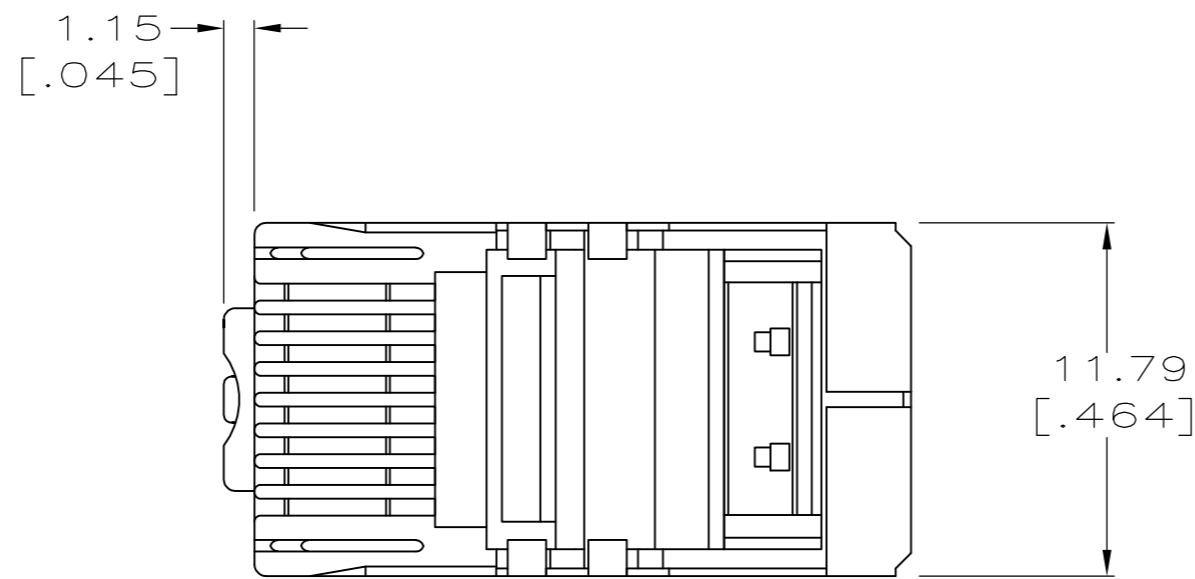


THIS DRAWING IS UNPUBLISHED. RELEASED FOR PUBLICATION
 © COPYRIGHT BY TYCO ELECTRONICS CORPORATION. ALL INTERNATIONAL RIGHTS RESERVED.

LOC	DIST	REVISIONS					
HM	00	P	LTR	DESCRIPTION	DATE	DWN	APVD
		D		REV ECO-09-020340	17SEP09	LH	BM



- 1. DIMENSIONS ARE MAXIMUM UNLESS OTHERWISE SPECIFIED.
- 2. MATERIAL: HOUSING - POLYCARBONATE, CLEAR
 TERMINAL - PHOSPHOR BRONZE, PLATED WITH 1.27μm [.000050] MINIMUM THICK GOLD IN LOCALIZED GOLD PLATE AREA, GOLD FLASH OVER THE REMAINDER, OVER 2.54μm [.000100] MINIMUM THICK NICKEL UNDERPLATE.
 SHIELD - COPPER ALLOY WITH 1.27μm [.000050] MINIMUM SEMI-BRIGHT (SATIN) NICKEL.
- 3. PLUG WILL ACCEPT 24 TO 28 AWG STRANDED WIRE, 0.74-0.99 [.029-.039] DIAMETER, WITH A 2.80 X 9.02 [.110 X .355] MAXIMUM JACKET.
- 4. TERMINATED DIMENSION 6.15 [.242] MAXIMUM.
- 5. 500 ASSEMBLIES PER PACKAGE.
- 6. 100 ASSEMBLIES PER PACKAGE.
- 7. 25 ASSEMBLIES PER PACKAGE.

7	5-569542-4
6	5-569542-3
5	5-569542-2
PACKAGED	PART NUMBER

THIS DRAWING IS A CONTROLLED DOCUMENT.		DWN	G. GARRETT	10-10-95	Tyco Electronics Corporation Harrisburg, PA 17105-3608
DIMENSIONS: mm [INCHES]		CHK	C. WHITT	10-30-95	
TOLERANCES UNLESS OTHERWISE SPECIFIED:		APVD	E. LAURER	11-6-95	
0 PLC ± - 1 PLC ± - 2 PLC ± - 3 PLC ± - 4 PLC ± - ANGLES ± - FINISH ± -		PRODUCT SPEC	108-1163	NAME	
MATERIAL -		APPLICATION SPEC	114-6016	SIZE	A2
		WEIGHT	-	CAGE CODE	00779
		CUSTOMER DRAWING		DRAWING NO	C=569542
				RESTRICTED TO	-
				SCALE	4:1
				SHEET	1 of 1
				REV	D