

PCB terminal block - KDS10 - 1704020

Please be informed that the data shown in this PDF Document is generated from our Online Catalog. Please find the complete data in the user's documentation. Our General Terms of Use for Downloads are valid (<http://phoenixcontact.com/download>)



PCB terminal block, Nominal current: 76 A, Nom. voltage: 320 V, Pitch: 10 mm, Number of positions: 1, Connection method: Screw connection, Mounting: Soldering, Conductor/PCB connection direction: 0 °, Color: green, The article can be aligned to create different nos. of positions!


The figure shows a 5-pos. version of the product

Why buy this product

- Potential distribution by means of bridges
- High-capacity PCB terminal blocks with a current carrying capacity of up to 76 A at the solder connection
- Individual adjustment of voltage requirements using RZ pitch spacers
- Can also be used as a feed-through terminal block up to 76 A
-



Key commercial data

Packing unit	50 pc
GTIN	 4 017918 023164
Weight per Piece (excluding packing)	16.06 g
Custom tariff number	85369010
Country of origin	Germany

Technical data

Dimensions

Length	36.8 mm
Pitch	10 mm
Pin dimensions	1 x 0,9 mm
Hole diameter	1.4 mm

General

Range of articles	KDS10
Insulating material group	I
Rated surge voltage (III/3)	4 kV
Rated surge voltage (III/2)	4 kV

PCB terminal block - KDS10 - 1704020

Technical data

General

Rated surge voltage (II/2)	4 kV
Rated voltage (III/3)	250 V
Rated voltage (III/2)	320 V
Rated voltage (II/2)	630 V
Connection in acc. with standard	EN-VDE
Nominal current I_N	76 A
Nominal cross section	10 mm ²
Maximum load current	76 A (with 16 mm ² conductor cross section)
Insulating material	PA
Solder pin surface	Sn
Inflammability class according to UL 94	V0
Internal cylindrical gage	B6
Stripping length	12 mm
Number of positions	1
Screw thread	M4
Tightening torque, min	1.2 Nm
Tightening torque max	1.5 Nm

Connection data

Conductor cross section solid min.	0.5 mm ²
Conductor cross section solid max.	16 mm ²
Conductor cross section flexible min.	0.5 mm ²
Conductor cross section flexible max.	10 mm ²
Conductor cross section flexible, with ferrule without plastic sleeve min.	0.5 mm ²
Conductor cross section flexible, with ferrule without plastic sleeve max.	10 mm ²
Conductor cross section flexible, with ferrule with plastic sleeve min.	0.5 mm ²
Conductor cross section flexible, with ferrule with plastic sleeve max.	10 mm ²
Conductor cross section AWG min.	20
Conductor cross section AWG max.	6
2 conductors with same cross section, solid min.	0.5 mm ²
2 conductors with same cross section, solid max.	4 mm ²
2 conductors with same cross section, stranded min.	0.5 mm ²
2 conductors with same cross section, stranded max.	4 mm ²
2 conductors with same cross section, stranded, ferrules without plastic sleeve, min.	0.5 mm ²
2 conductors with same cross section, stranded, ferrules without plastic sleeve, max.	2.5 mm ²
2 conductors with same cross section, stranded, TWIN ferrules with plastic sleeve, min.	0.5 mm ²
2 conductors with same cross section, stranded, TWIN ferrules with plastic sleeve, max.	6 mm ²

PCB terminal block - KDS10 - 1704020

Classifications

eCl@ss

eCl@ss 4.0	27141109
eCl@ss 4.1	27141109
eCl@ss 5.0	27141190
eCl@ss 5.1	27141190
eCl@ss 6.0	27261101
eCl@ss 7.0	27440401
eCl@ss 8.0	27440401

ETIM

ETIM 3.0	EC001121
ETIM 4.0	EC002643
ETIM 5.0	EC002643

UNSPSC

UNSPSC 6.01	30211801
UNSPSC 7.0901	39121432
UNSPSC 11	39121432
UNSPSC 12.01	39121432
UNSPSC 13.2	39121432

Approvals

Approvals


Approvals

CSA / UL Recognized / SEV / cUL Recognized / GL / RS / CCA / EAC / cULus Recognized

Ex Approvals

Approvals submitted


Approval details

CSA 		
	B	C
mm ² /AWG/kcmil	18-6	18-6
Nominal current I _N	65 A	65 A

PCB terminal block - KDS10 - 1704020

Approvals


	B	C
Nominal voltage UN	300 V	300 V

UL Recognized 

	B	C	D
mm ² /AWG/kcmil	24-6	24-6	24-6
Nominal current IN	65 A	65 A	5 A
Nominal voltage UN	250 V	300 V	600 V

SEV

mm ² /AWG/kcmil	16
Nominal voltage UN	400 V

cUL Recognized 

	B	C	D
mm ² /AWG/kcmil	24-6	24-6	24-6
Nominal current IN	65 A	65 A	5 A
Nominal voltage UN	250 V	300 V	600 V


GL

RS

CCA

mm ² /AWG/kcmil	16
Nominal voltage UN	400 V

EAC

cULus Recognized 

Accessories

Accessories

PCB terminal block - KDS10 - 1704020

Accessories

Labeled terminal marker

Zack marker strip - ZB10,LGS:FORTL.ZAHLEN - 1053014



Zack marker strip, Strip, white, labeled, can be labeled with: Plotter, Printed horizontally: Consecutive numbers 1 - 10, 11 - 20, etc. up to 991 - 1000, Mounting type: Snap into tall marker groove, for terminal block width: 10.2 mm, Lettering field: 10.15 x 10.5 mm

Pitch spacer

PCB terminal block - RZ-KDS10 - 1701065



Pitch spacer, raises the pitch by 2.5 mm, interlocks with terminal block of the same shape, color: green

Screw bridge

Fixed bridge - FBI 10-10 - 0203276



Fixed bridge, Number of positions: 10, Color: silver

Screwdriver tools

Screwdriver - SZS 1,0X4,0 VDE - 1205066



Screwdriver, slot-headed, VDE insulated, size: 1.0 x 4.0 x 100 mm, 2-component grip, with non-slip grip

Test socket

Female test connector - PSB 4/7/6 - 0303299



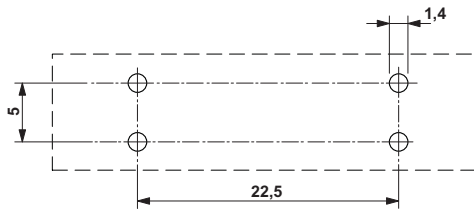
Female test connector, Color: silver

PCB terminal block - KDS10 - 1704020

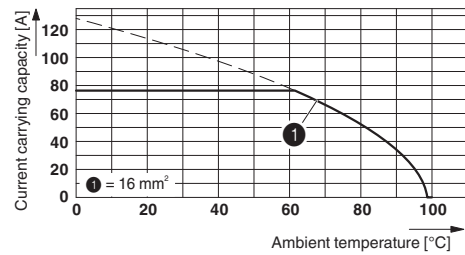
Accessories

Drawings

Drilling diagram



Diagram



Type: KDS 10
Test following DIN EN 60512-5-2:2003-01
Reduction factor = 1
No. of positions: 5

Dimensional drawing

