

# Surge protection device - PT-IQ-1X2-TELE-UT - 2800769

Please be informed that the data shown in this PDF Document is generated from our Online Catalog. Please find the complete data in the user's documentation. Our General Terms of Use for Downloads are valid (<http://phoenixcontact.com/download>)




Surge protective device, consisting of connector and base element, with integrated multi-stage status indicator on the module, for protecting a double wire for analog and digital telecommunications interfaces (VDSL up to 50 Mbps).

The figure shows the PT-IQ-1x2-24DC-UT version



## Key Commercial Data

Packing unit	1 pc
GTIN	 4 046356 645072
Weight per Piece (excluding packing)	78.0 g
Custom tariff number	85363010
Country of origin	Germany
Note	Made to Order (non-returnable)

## Technical data

### Dimensions

Height	91.1 mm
Width	17.7 mm
Depth	77.5 mm

### Ambient conditions

Ambient temperature (operation)	-40 °C ... 70 °C
Ambient temperature (storage/transport)	-40 °C ... 85 °C
Degree of protection	IP20

### General

Housing material	PA 6.6
Inflammability class according to UL 94	V-0
Color	black
Mounting type	DIN rail: 35 mm
Type	DIN rail module, two-section, divisible

# Surge protection device - PT-IQ-1X2-TELE-UT - 2800769

## Technical data

### General

Direction of action	Line-Line & Line-Earth Ground
---------------------	-------------------------------

### Protective circuit

IEC test classification	C1
	C2
	C3
	D1
	B2
VDE requirement class	C1
	C2
	C3
	D1
	B2
Nominal voltage $U_N$	180 V DC
Maximum continuous voltage $U_C$	180 V DC
Nominal current $I_N$	150 mA (25 °C)
Operating effective current $I_C$ at $U_C$	$\leq 1 \mu\text{A}$
Residual current $I_{PE}$	$\leq 1 \mu\text{A}$
Nominal discharge current $I_n$ (8/20) $\mu\text{s}$ (Core-Core)	10 kA
Nominal discharge current $I_n$ (8/20) $\mu\text{s}$ (Core-Earth)	10 kA
Pulse discharge current $I_{imp}$ (10/350) $\mu\text{s}$ (core-ground)	2.5 kA
Impulse discharge current (10/350) $\mu\text{s}$ , peak value $I_{imp}$	2.5 kA
Voltage protection level $U_p$ (core-core)	$\leq 290 \text{ V}$ (B2 - 100 A)
	$\leq 290 \text{ V}$ (C1 - 1 kV)
	$\leq 290 \text{ V}$ (C2 - 10 kV)
	$\leq 300 \text{ V}$ (C2 - 10 kA)
	$\leq 290 \text{ V}$ (C3 - 50 A)
Voltage protection level $U_p$ (core-ground)	$\leq 500 \text{ V}$ (B2 - 100 A)
	$\leq 600 \text{ V}$ (C1 - 1 kV)
	$\leq 600 \text{ V}$ (C2 - 10 kV)
	$\leq 650 \text{ V}$ (C2 - 10 kA)
	$\leq 700 \text{ V}$ (C3 - 50 A)
Response time $t_A$ (Core-Core)	$\leq 1 \text{ ns}$
Response time $t_A$ (Core-Earth)	$\leq 100 \text{ ns}$
Input attenuation $a_E$ , sym.	typ. 0.3 dB (5 MHz)
Cut-off frequency $f_g$ (3 dB), sym. in 150 Ohm system	typ. 25 MHz
Capacity (Core-Core)	typ. 60 pF
Resistance in series	1.2 $\Omega \pm 5 \%$
Max. required back-up fuse	150 mA (slow-blow)
Impulse durability (conductor-conductor)	C1 - 500 A
	C2 - 10 kA

# Surge protection device - PT-IQ-1X2-TELE-UT - 2800769

## Technical data

### Protective circuit

	C3 - 50 A
	B2 - 100 A
Impulse durability (conductor-ground)	C1 - 500 A
	C2 - 10 kA
	C3 - 50 A
	B2 - 100 A
	D1 - 2,5 kA
Pulse reset time (conductor-conductor)	≤ 30 ms

### Connection data

Connection method	Screw connection
Connection type IN	Screw terminal blocks
Connection type OUT	Screw terminal blocks
Screw thread	M3
Stripping length	8 mm
Conductor cross section flexible min.	0.2 mm <sup>2</sup>
Conductor cross section flexible max.	2.5 mm <sup>2</sup>
Conductor cross section solid min.	0.2 mm <sup>2</sup>
Conductor cross section solid max.	4 mm <sup>2</sup>
Conductor cross section AWG min.	24
Conductor cross section AWG max.	12

## Classifications

### eCl@ss

eCl@ss 4.0	27140201
eCl@ss 4.1	27130801
eCl@ss 5.0	27130801
eCl@ss 5.1	27130801
eCl@ss 6.0	27130807
eCl@ss 7.0	27130807
eCl@ss 8.0	27130807

### ETIM

ETIM 3.0	EC000943
ETIM 4.0	EC000943
ETIM 5.0	EC000943

### UNSPSC

UNSPSC 6.01	30212010
UNSPSC 7.0901	39121610
UNSPSC 11	39121610

# Surge protection device - PT-IQ-1X2-TELE-UT - 2800769

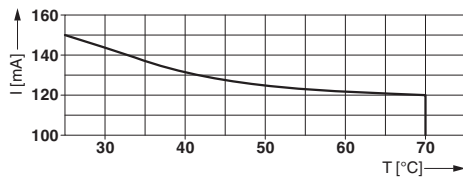
## Classifications

### UNSPSC

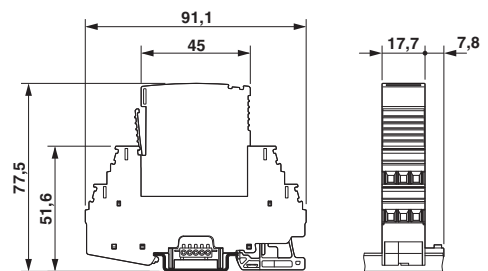
UNSPSC 12.01	39121610
UNSPSC 13.2	39121620

## Drawings

Diagram



Dimensional drawing



Circuit diagram

