Extract from the online catalog

PC 16/ 4-ST-10,16

Order No.: 1967391

The figure shows a 5-pos. version of the product

Plug, number of poles: 4, pitch: 10.16 mm, U = 1000 V, I = 76 A, cross section: 16 mm²

Commercial data	
EAN	4017918939250
Pack	50 Pcs.
Customs tariff	85366990
Weight/Piece	0.03698 KG
Catalog page information	Page 362 (CC-2007)

Product notes

WEEE/RoHS-compliant since: 02/18/2003

http://www.download.phoenixcontact.com Please note that the data given here has been taken from the online catalog. For comprehensive information and data, please refer to the user documentation. The General Terms and Conditions of Use apply to Internet downloads.

Technical data

Dimensions / positions

Pitch	10.16 mm
Dimension a	30.48 mm
Number of positions	4
Screw thread	M 4
Tightening torque, min	1.7 Nm

Technical data

Insulating material group	I
Rated surge voltage (III/3)	8 kV
Rated surge voltage (III/2)	8 kV
Rated surge voltage (II/2)	6 kV
Rated voltage (III/2)	1000 V
Rated voltage (II/2)	1000 V
Connection in acc. with standard	EN-VDE
Nominal current I_N	76 A
Nominal voltage U_N	1000 V
Nominal cross section	16 mm^2
Maximum load current	76 A
Insulating material	PA
Inflammability class acc. to UL 94	V0
Internal cylindrical gage	A6
Stripping length	14 mm

Connection data

Conductor cross section solid min.	0.75 mm^2
Conductor cross section solid max.	16 mm^2
Conductor cross section stranded min.	0.75 mm^2
Conductor cross section stranded max.	16 mm^2
Conductor cross section stranded, with ferrule without plastic sleeve min.	0.5 mm^2
Conductor cross section stranded, with ferrule without plastic sleeve max.	16 mm^2 only in connection with CRIMPFOX 16 S
Conductor cross section stranded, with ferrule with plastic sleeve min.	0.5 mm^2
Conductor cross section stranded, with ferrule with plastic sleeve max.	16 mm^2 only in connection with CRIMPFOX 16 S
Conductor cross section AWG/kcmil min.	18
Conductor cross section AWG/kcmil max	6
2 conductors with same cross section, solid min.	0.75 mm^2
2 conductors with same cross section, solid max.	6 mm^2
2 conductors with same cross section, stranded min.	0.75 mm^2

2 conductors with same cross section, stranded max.	6 mm^2
2 conductors with same cross section, stranded, ferrules without plastic sleeve, min.	0.5 mm^2
2 conductors with same cross section, stranded, ferrules without plastic sleeve, max.	4 mm^2
2 conductors with same cross section, stranded, TWIN ferrules with plastic sleeve, min.	0.5 mm^2
2 conductors with same cross section, stranded, TWIN ferrules with plastic sleeve, max.	6 mm^2

Certificates / Approvals

Approval logo

CUL

Nominal voltage U_N	600 V
Nominal current I_N	55 A
AWG/kcmil	20-6

UL

Nominal voltage U_N	600 V
Nominal current I_N	55 A
AWG/kcmil	20-6
Certification	CB, CCA, CUL, SEV, UL

Drawings

Diagram

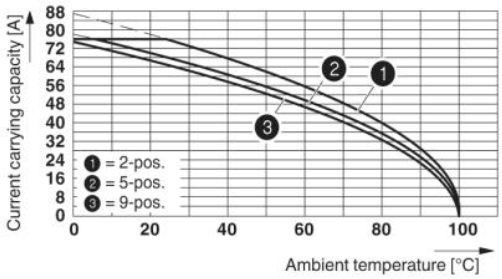

Derating curve for: PC 16/..-ST-10,16 with PC 6-16/..-G1-10,16

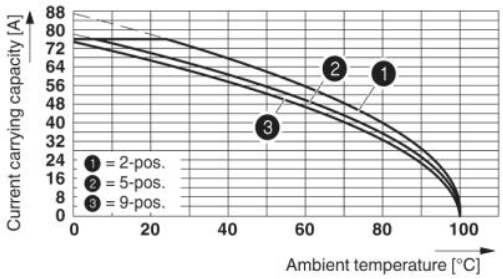

Derating curve for: PC 16/..-ST-10,16 with DFK-PC 6-16/..-G-10,16

Dimensioned drawing

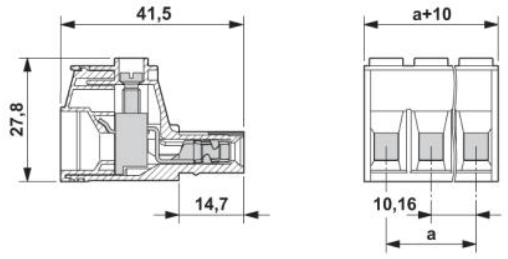

The illustration shows the 3-pos. version