

Datasheet

SPDT Toggle Switch ON-(ON), 14 mA@ 28 V dc

RS Stock 317-106

Actuator



Code 0 – Standard Toggle

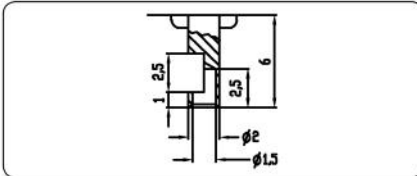


Code 7 – Long Flat Toggle



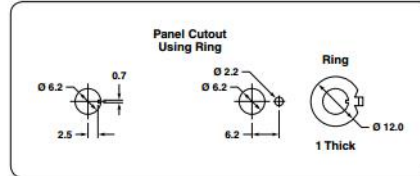
Code 5 – Locking Lever

Terminal



Code 9 – Leadwire Hooking Type

Mounting – F Series Toggles



Recommended Hole Layout to Prevent Rotation

Specifications:

Typical Performance Characteristics

Number of Poles : 1 to 4

Switch Functions : ON-ON, ON-(ON), ON-OFF-(ON), ON-ON-ON, ON-OFF-(ON), (ON)-OFF-(ON)

Contact Rating : 6 A @250 VAC, 6 A @125 VAC,
Gold Contact : 0.4 VA max. 20 V AC/DC

Electrical Life : 25,000 to 50,000 cycles

Mechanical Life : 50,000 to 100,000 cycles

Contact Resistance : Max. 10 mOhm
0.4 VA Max. at 2-4 VDC 100 mA
125/250 VAC at 2-4 VDC 1 A

Insulation Resistance : Min. 1,000 MOhm

Dielectric Strength : 1,000 VAC for 1 min.

Actuation Force : Max. 19.6 N

Panel Cut-out : 6.2 mm

Standards and Specs : UL, CSA

Material Specifications

Contacts : Brass silver alloy finish

Toggle : Brass chromium plated

Terminals : Brass plate

Case : Phenol resin

Cover : Steel zinc plated

Seal : Rubber seal, insert molded rubber

Other Characteristics

Contact Timing : Break before Make

Right Angle Versions : No

Standard Number of Positions : 2 or 3

Terminals / Mounting Style : Leadwire hooking

Actuator Style : Standard, long locking; rocker

Dimensions Case (LxWxH) : 14.8 x 8 ... 23 x 10.5 mm

Packaging : Bulk

Choice of momentary or maintained circuits

Environmental Specification

Operating Temperature : -20 to +70°C

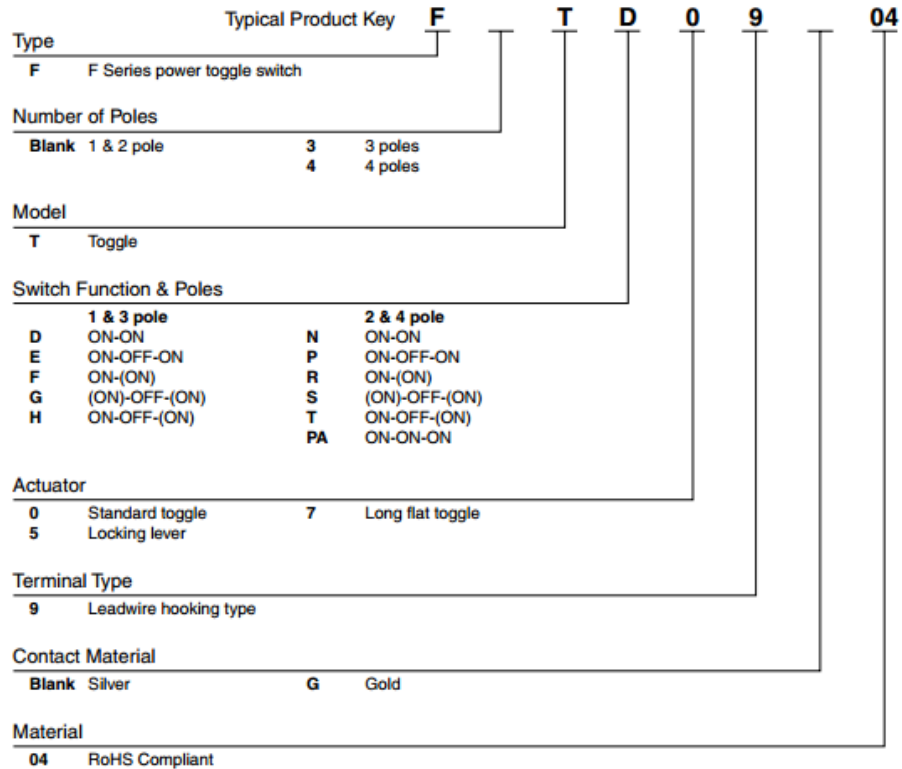
Storage Temperature : -20 to +70°C

Vibration Resistance : 1.5 mm 10-55 Hz

Shock Resistance : 50 g for 11±1 msec

Terminal Strength : 24.5 N

F Series Toggle Switches Product Key



Features

The F Series switches offer high performance industrial toggles, rockers, and paddles with high current and high voltage rating in a small case. The F Series encompasses many circuit configurations ranging from single pole through four poles, in two and three positions with a choice of momentary or maintained circuits. This toggle series is UL, CSA recognized for 6A at 250 VAC, 6A at 125VAC with silver contacts and 0.4 VA max. at 20 V AC/DC with optional gold plated contacts, typically used for low energy switching. Electrical life is rated from 25,000 to 50,000 cycles at full load. Other electrical parameters include contact resistance of 10 milliohms max., insulation resistance of 1,000 megohms and actuation force of 19.6 N max.

All F Series switches are panel mounted with 6.0 mm threaded bushing conforming to standard panel cut outs and are constructed of brass with chrome plating. Design engineers are given the option of three toggle styles: standard toggle, locking lever to avoid unwanted switching and long flat toggle.

FEATURES

- Wide choice of toggles, rockers, and paddles
- Wide range of switch functions
- Terminals are gold-flashed to prevent oxidation and for ease of soldering

Applications

These devices are designed to meet requirements of light to medium-duty applications including:

- Industrial
- Instrumentation
- Medical equipment