



CIRCUIT-BREAKER SZ S00,  
 RATED CURRENT 0.32A, N-RELEASE 4.2A,  
 FOR STARTER COMBINATION,  
 SCREW CONNECTION, STANDARD SW. CAPACITY

General technical data:		
<b>product brand name</b>		SIRIUS
<b>Product designation</b>		3RV2 circuit breaker
<b>Size of the circuit-breaker</b>		S00
<b>Number of poles / for main current circuit</b>		3
<b>Product function</b>		
• removable terminal for auxiliary and control circuit		No
• overload protection		No
• phase disturbance recognition		No
• short-circuit to earth recognition		No
<b>Product component</b>		
• auxiliary switch		No
• undervoltage release mechanism		No
• trip indicator		No
<b>Product extension</b>		
• auxiliary switch		Yes
• optional / motor drive		No
<b>Impulse voltage resistance / rated value</b>	kV	6
<b>Protection class IP / on the front</b>		IP20
<b>Protection against electrical shock</b>		finger-safe

<b>Installation altitude / at a height over sea level / maximum</b>	m	2,000
<b>Resistance against shock</b>		25g / 11 ms
<b>Ambient temperature</b>		
• during transport	°C	-50 ... +80
• during storage	°C	-50 ... +80
• during operating	°C	-20 ... +60
<b>Active power loss / total / typical</b>	W	5

#### Main circuit:

<b>Operating voltage / rated value</b>	V	690
<b>Service power / at AC-3 / at 400 V / rated value</b>	kW	0.09
<b>Operating current / at AC-3 / at 400 V / rated value</b>	A	0.32
<b>Mechanical operating cycles as operating time / of the main contacts / typical</b>		100,000
<b>Frequency of operation / at AC-3 / according to IEC 60947-6-2</b>	1/h	15

#### Auxiliary circuit:

<b>Number of changeover contacts / for auxiliary contacts</b>		0
---	--	---

#### Protective and monitoring functions:

<b>Breaking capacity limit short-circuit current (I<sub>cu</sub>)</b>		
• at 400 V / rated value	kA	100
• at 500 V / rated value	kA	100
• at 690 V / rated value	kA	100

#### Installation/ mounting/ dimensions:

<b>Type of mounting</b>		screw and snap-on mounting onto 35 mm standard mounting rail according to DIN EN 60715
<b>mounting position</b>		any
<b>Depth</b>	mm	91
<b>Height</b>	mm	97
<b>Width</b>	mm	45

#### Connections/ terminals:

<b>Arrangement of electrical connectors / for main current circuit</b>		Top and bottom
<b>Design of the electrical connection</b>		
• for main current circuit		screw-type terminals
<b>Type of the connectable conductor cross-section</b>		
• for main contacts		
• solid		2x (0.75 ... 2.5 mm <sup>2</sup> ), 2x 4 mm <sup>2</sup>
• finely stranded		
• with conductor end processing		2x (0.5 ... 1.5 mm <sup>2</sup> ), 2x (0.75 ... 2.5 mm <sup>2</sup> )

• for AWG conductors / for main contacts

2x (18 ... 14), 2x 12

### Certificates/ approvals:

**General Product Approval**      **other**



[other](#)

[Environmental Confirmations](#)

### Further information:

**Information- and Downloadcenter (Catalogs, Brochures,...)**

<http://www.siemens.com/industrial-controls/catalogs>

**Industry Mall (Online ordering system)**

<http://www.siemens.com/industrial-controls/mall>

**Cax online generator**

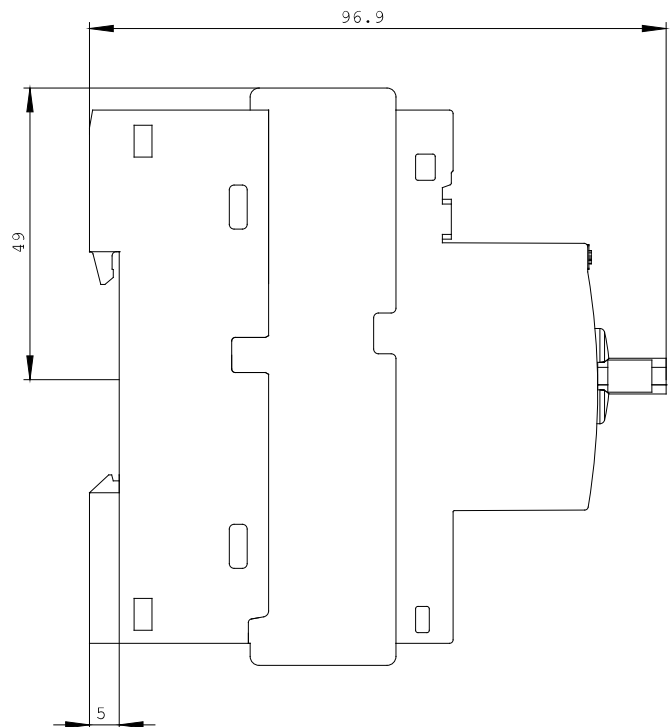
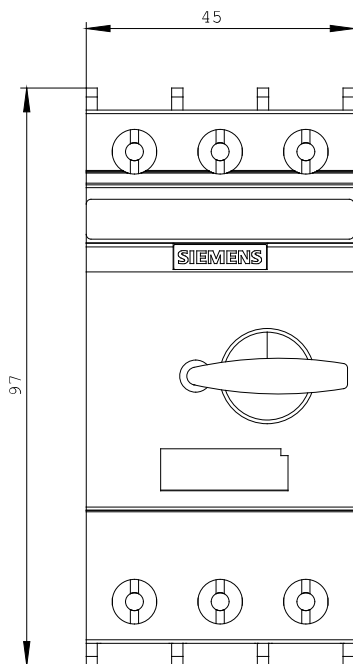
<http://www.siemens.com/cax>

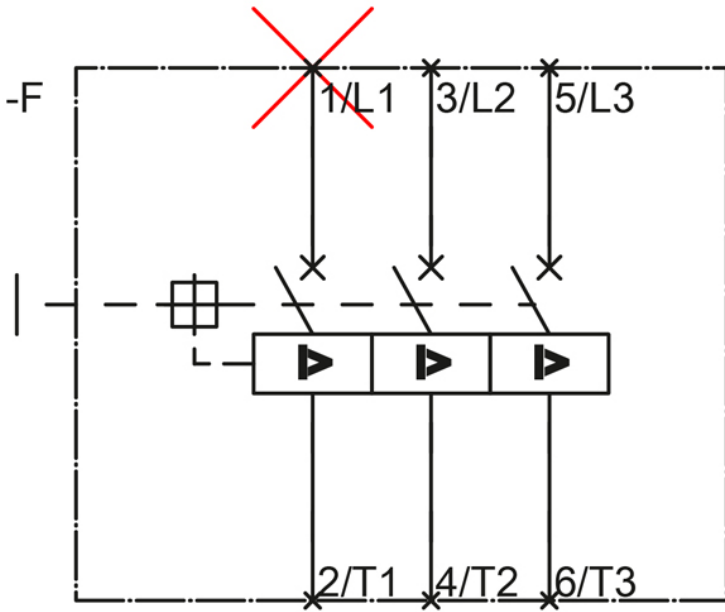
**Service&Support (Manuals, Certificates, Characteristics, FAQs,...)**

<http://support.automation.siemens.com/WW/view/en/3RV6311-0DC10/all>

**Image database (product images, 2D dimension drawings, 3D models, device circuit diagrams, ...)**

[http://www.automation.siemens.com/bilddb/cax\\_en.aspx?mlfb=3RV6311-0DC10](http://www.automation.siemens.com/bilddb/cax_en.aspx?mlfb=3RV6311-0DC10)





last change:

Oct 28, 2013