

# Printed-circuit board connector - MSTB 2,5/ 9-ST-5,08 - 1757080

Please be informed that the data shown in this PDF Document is generated from our Online Catalog. Please find the complete data in the user's documentation. Our General Terms of Use for Downloads are valid (<http://phoenixcontact.com/download>)

PCB connector, nominal current: 12 A, rated voltage (III/2): 320 V, number of positions: 9, pitch: 5.08 mm, connection method: Screw connection with tension sleeve, color: green, contact surface: Tin




The figure shows a 10-position version of the product

## Your advantages

- Well-known connection principle allows worldwide use
- Low temperature rise, thanks to maximum contact force
- Allows connection of two conductors



## Key Commercial Data

Packing unit	50 pc
GTIN	 4 017918 029616
GTIN	4017918029616
Weight per Piece (excluding packing)	14.890 g
Custom tariff number	85366990
Country of origin	Germany

## Technical data

### Dimensions

Length [ l ]	18.3 mm
Width [ w ]	45.72 mm
Height [ h ]	15 mm
Pitch	5.08 mm
Dimension a	40.64 mm

### General

Range of articles	MSTB 2,5/...-ST
Number of positions	9

# Printed-circuit board connector - MSTB 2,5/ 9-ST-5,08 - 1757080

## Technical data

### General

Connection method	Screw connection with tension sleeve
Insulating material group	I
Rated surge voltage (III/3)	4 kV
Rated surge voltage (III/2)	4 kV
Rated surge voltage (II/2)	4 kV
Rated voltage (III/3)	250 V
Rated voltage (III/2)	320 V
Rated voltage (II/2)	630 V
Connection in acc. with standard	EN-VDE
Nominal current $I_N$	12 A
Nominal cross section	2.5 mm <sup>2</sup>
Maximum load current	12 A (with a 2.5 mm <sup>2</sup> conductor cross section)
Insulating material	PA
Flammability rating according to UL 94	V0
Internal cylindrical gage	A3
Stripping length	7 mm
Screw thread	M3
Tightening torque, min	0.5 Nm
Tightening torque max	0.6 Nm

### Connection data

Conductor cross section solid min.	0.2 mm <sup>2</sup>
Conductor cross section solid max.	2.5 mm <sup>2</sup>
Conductor cross section flexible min.	0.2 mm <sup>2</sup>
Conductor cross section flexible max.	2.5 mm <sup>2</sup>
Conductor cross section flexible, with ferrule without plastic sleeve min.	0.25 mm <sup>2</sup>
Conductor cross section flexible, with ferrule without plastic sleeve max.	2.5 mm <sup>2</sup>
Conductor cross section flexible, with ferrule with plastic sleeve min.	0.25 mm <sup>2</sup>
Conductor cross section flexible, with ferrule with plastic sleeve max.	2.5 mm <sup>2</sup>
Conductor cross section AWG min.	24
Conductor cross section AWG max.	12
2 conductors with same cross section, solid min.	0.2 mm <sup>2</sup>
2 conductors with same cross section, solid max.	1 mm <sup>2</sup>
2 conductors with same cross section, stranded min.	0.2 mm <sup>2</sup>
2 conductors with same cross section, stranded max.	1.5 mm <sup>2</sup>
2 conductors with same cross section, stranded, ferrules without plastic sleeve, min.	0.25 mm <sup>2</sup>
2 conductors with same cross section, stranded, ferrules without plastic sleeve, max.	1 mm <sup>2</sup>
2 conductors with same cross section, stranded, TWIN ferrules with plastic sleeve, min.	0.5 mm <sup>2</sup>

# Printed-circuit board connector - MSTB 2,5/ 9-ST-5,08 - 1757080

## Technical data

### Connection data

2 conductors with same cross section, stranded, TWIN ferrules with plastic sleeve, max.	1.5 mm <sup>2</sup>
Minimum AWG according to UL/CUL	30
Maximum AWG according to UL/CUL	12

### Standards and Regulations

Connection in acc. with standard	EN-VDE
	CSA
Flammability rating according to UL 94	V0

### Environmental Product Compliance

	Lead 7439-92-1
China RoHS	Environmentally Friendly Use Period = 50
	For details about hazardous substances go to tab "Downloads", Category "Manufacturer's declaration"

## Drawings

Diagram

Diagram

Type: MSTB 2,5/...-ST-5,08 with CC 2,5/...-G-5,08 P26THR

Type: MSTB 2,5/...-ST-5,08 with CCVA 2,5/...-G-5,08 P26THR

## Classifications

### eCl@ss

eCl@ss 4.0	272607xx
eCl@ss 4.1	27260701
eCl@ss 5.0	27260701
eCl@ss 5.1	27260700
eCl@ss 6.0	27260700
eCl@ss 7.0	27440309
eCl@ss 8.0	27440309
eCl@ss 9.0	27440309

### ETIM

ETIM 3.0	EC001121
ETIM 4.0	EC002638

# Printed-circuit board connector - MSTB 2,5/ 9-ST-5,08 - 1757080

## Classifications

### ETIM

ETIM 5.0	EC002638
ETIM 6.0	EC002638
ETIM 7.0	EC002638

### UNSPSC

UNSPSC 6.01	30211810
UNSPSC 7.0901	39121409
UNSPSC 11	39121409
UNSPSC 12.01	39121409
UNSPSC 13.2	39121409

## Approvals


### Approvals


#### Approvals

CSA / IECCE CB Scheme / VDE Gutachten mit Fertigungsüberwachung / EAC / cULus Recognized

#### Ex Approvals

### Approval details

CSA		<a href="http://www.csagroup.org/services-industries/product-listing/">http://www.csagroup.org/services-industries/product-listing/</a>	LR13631-2585950
	D	B	
Nominal voltage UN	300 V	300 V	
Nominal current IN	10 A	15 A	
mm <sup>2</sup> /AWG/kcmil	28-12	28-12	

IECEE CB Scheme		<a href="http://www.iecee.org/">http://www.iecee.org/</a>	DE1-58978-B1B2
Nominal voltage UN	250 V		
Nominal current IN	12 A		
mm <sup>2</sup> /AWG/kcmil	0.2-2.5		

# Printed-circuit board connector - MSTB 2,5/ 9-ST-5,08 - 1757080

## Approvals

VDE Gutachten mit Fertigungsüberwachung		<a href="http://www2.vde.com/de/Institut/Online-Service/VDE-gepruefteProdukte/Seiten/Online-Suche.aspx">http://www2.vde.com/de/Institut/Online-Service/ VDE-gepruefteProdukte/Seiten/Online-Suche.aspx</a>	40004701
Nominal voltage UN		250 V	
Nominal current IN		12 A	
mm <sup>2</sup> /AWG/kcmil		0.2-2.5	

EAC		B.01742
-----	--	---------

cULus Recognized		<a href="http://database.ul.com/cgi-bin/XYV/template/LISEXT/1FRAME/index.htm">http://database.ul.com/cgi-bin/XYV/template/LISEXT/1FRAME/index.htm</a>	E60425-19931011
	D	B	
Nominal voltage UN	150 V	300 V	
Nominal current IN	15 A	15 A	
mm <sup>2</sup> /AWG/kcmil	30-12	30-12	

## Accessories

### Accessories

#### Bridge

Insertion bridge - EBP 2- 5 - 1733169



Insertion bridge, fully insulated, for connectors with 5.0 or 5.08 mm pitch, no. of positions: 2

Insertion bridge - EBP 3- 5 - 1733172



Insertion bridge, fully insulated, for connectors with 5.0 or 5.08 mm pitch, no. of positions: 3

## Printed-circuit board connector - MSTB 2,5/ 9-ST-5,08 - 1757080

### Accessories

Insertion bridge - EBP 4- 5 - 1733185



Insertion bridge, fully insulated, for connectors with 5.0 or 5.08 mm pitch, no. of positions: 4

---

Insertion bridge - EBP 5- 5 - 1733198



Insertion bridge, fully insulated, for connectors with 5.0 or 5.08 mm pitch, no. of positions: 5

---

Insertion bridge - EBP 6- 5 - 1733208



Insertion bridge, fully insulated, for connectors with 5.0 or 5.08 mm pitch, no. of positions: 6

---

### Cable housing

Cable housing - KGS-MSTB 2,5/ 9 - 1783782



Cable housing, pitch: 0 mm, number of positions: 9, dimension a: 45 mm, color: green

---

### Coding element

Coding profile - CP-MSTB - 1734634



Coding profile, is inserted into the slot on the plug or inverted header, red insulating material

---

### Labeled terminal marker

## Printed-circuit board connector - MSTB 2,5/ 9-ST-5,08 - 1757080

### Accessories

Marker card - SK 5,08/3,8:FORTL.ZAHLEN - 0804293



Marker card, Card, white, labeled, Horizontal: consecutive numbers 1 ... 10, 11 ... 20, etc. up to 91 ... (99)100, mounting type: adhesive, for terminal block width: 5.08 mm, lettering field size: 5.08 x 3.8 mm

---

### Marker pen

Marker pen - B-STIFT - 1051993



Marker pen, for manual labeling of unprinted Zack strips, smear-proof and waterproof, line thickness 0.5 mm

---

### Screwdriver tools

Screwdriver - SZS 0,6X3,5 - 1205053



Actuation tool, for ST terminal blocks, insulated, also suitable for use as a bladed screwdriver, size: 0.6 x 3.5 x 100 mm, 2-component grip, with non-slip grip

---

### Terminal marking

Marker card - SK U/2,8 WH:UNBEDRUCKT - 0803883



Marker card, Sheet, white, unlabeled, can be labeled with: PLOTMARK, CMS-P1-PLOTTER, Office printing systems, mounting type: adhesive, for terminal block width: 210 mm, lettering field size: 186 x 2.8 mm

---

### Additional products

Feed-through header - MSTBW 2,5/ 9-G-5,08 - 1735811



PCB headers, nominal current: 12 A, rated voltage (III/2): 320 V, number of positions: 9, pitch: 5.08 mm, color: green, contact surface: Tin, mounting: Wave soldering

## Printed-circuit board connector - MSTB 2,5/ 9-ST-5,08 - 1757080

### Accessories

#### Printed-circuit board connector - MSTBVA 2,5/ 9-G-5,08 - 1755804

PCB headers, nominal current: 12 A, rated voltage (III/2): 320 V, number of positions: 9, pitch: 5.08 mm, color: green, contact surface: Tin, mounting: Wave soldering



#### Printed-circuit board connector - MSTBA 2,5/ 9-G-5,08 - 1757310

PCB headers, nominal current: 12 A, rated voltage (III/2): 320 V, number of positions: 9, pitch: 5.08 mm, color: green, contact surface: Tin, mounting: Wave soldering



#### Feed-through header - MSTBV 2,5/ 9-G-5,08 - 1758089

PCB headers, nominal current: 12 A, rated voltage (III/2): 320 V, number of positions: 9, pitch: 5.08 mm, color: green, contact surface: Tin, mounting: Wave soldering



#### Feed-through header - MSTB 2,5/ 9-G-5,08 - 1759088

PCB headers, nominal current: 12 A, rated voltage (III/2): 320 V, number of positions: 9, pitch: 5.08 mm, color: green, contact surface: Tin, mounting: Wave soldering



#### Feed-through header - MDSTB 2,5/ 9-G1-5,08 - 1762444

PCB headers, nominal current: 10 A, rated voltage (III/2): 320 V, number of positions: 9, pitch: 5.08 mm, color: green, contact surface: Tin, mounting: Wave soldering, In combination with MVSTB or FKCV plug components, both an MVSTBW (or FKCVW) and an MVSTBR plug (or FKCVR) must be used. Combination with TMSTBP plug components is not possible!



## Printed-circuit board connector - MSTB 2,5/ 9-ST-5,08 - 1757080

### Accessories

#### Feed-through header - MDSTBV 2,5/ 9-G1-5,08 - 1762570



PCB headers, nominal current: 10 A, rated voltage (III/2): 320 V, number of positions: 9, pitch: 5.08 mm, color: green, contact surface: Tin, mounting: Wave soldering, In combination with MVSTB or FKCV plug components, both an MVSTBW (or FKCVW) and an MVSTBR plug (or FKCVR) must be used. Combination with TMSTBP plug components is not possible!

---

#### Feed-through header - SMSTBA 2,5/ 9-G-5,08 - 1767449



PCB headers, nominal current: 12 A, rated voltage (III/2): 320 V, number of positions: 9, pitch: 5.08 mm, color: green, contact surface: Tin, mounting: Wave soldering

---

#### Feed-through header - MSTBA 2,5/ 9-G-5,08-LA - 1768011



PCB headers, number of positions: 9, pitch: 5.08 mm, color: green

---

#### Printed-circuit board connector - SMSTB 2,5/ 9-G-5,08 - 1769531



PCB headers, nominal current: 12 A, rated voltage (III/2): 320 V, number of positions: 9, pitch: 5.08 mm, color: green, contact surface: Tin, mounting: Wave soldering

---

#### Feed-through header - MSTBV 2,5/ 9-GEH-5,08 - 1808531



PCB headers, nominal current: 12 A, rated voltage (III/2): 320 V, number of positions: 9, pitch: 5.08 mm, color: green, contact surface: Tin, mounting: Wave soldering

## Printed-circuit board connector - MSTB 2,5/ 9-ST-5,08 - 1757080

### Accessories

#### Feed-through header - MDSTBA 2,5/ 9-G-5,08 - 1842131



PCB headers, nominal current: 10 A, rated voltage (III/2): 320 V, number of positions: 9, pitch: 5.08 mm, color: green, contact surface: Tin, mounting: Wave soldering, The article can be aligned to create different nos. of positions! In combination with MVSTB or FKCV plug components, both an MVSTBW (or FKCVW) and an MVSTBR plug (or FKCVR) must be used. Combination with TMSTBP plug components is not possible!

#### Feed-through header - MDSTBW 2,5/ 9-G-5,08 - 1842283



PCB headers, nominal current: 10 A, rated voltage (III/2): 320 V, number of positions: 9, pitch: 5.08 mm, color: green, contact surface: Tin, mounting: Wave soldering, The article can be aligned to create different nos. of positions! In combination with MVSTB or FKCV plug components, both an MVSTBW (or FKCVW) and an MVSTBR plug (or FKCVR) must be used. Combination with TMSTBP plug components is not possible!

#### Feed-through header - MDSTB 2,5/ 9-G-5,08 - 1842584



PCB headers, nominal current: 10 A, rated voltage (III/2): 320 V, number of positions: 9, pitch: 5.08 mm, color: green, contact surface: Tin, mounting: Wave soldering, Can be aligned! Mounting flange: Order No. 1736771, 1736768. In combination with MVSTB or FKCV plug components, both an MVSTBW (or FKCVW) and an MVSTBR plug (or FKCVR) must be used. Combination with TMSTBP plug components is not possible!

#### Feed-through header - MDSTBVA 2,5/ 9-G-5,08 - 1845400



PCB headers, nominal current: 10 A, rated voltage (III/2): 320 V, number of positions: 9, pitch: 5.08 mm, color: green, contact surface: Tin, mounting: Wave soldering, The article can be aligned to create different nos. of positions! In combination with MVSTB or FKCV plug components, both an MVSTBW (or FKCVW) and an MVSTBR plug (or FKCVR) must be used. Combination with TMSTBP plug components is not possible!

#### Printed-circuit board connector - MDSTBV 2,5/ 9-G-5,08 - 1845552



PCB headers, nominal current: 10 A, rated voltage (III/2): 320 V, number of positions: 9, pitch: 5.08 mm, color: green, contact surface: Tin, mounting: Wave soldering, Can be aligned! Mounting flange: Order No. 1836477, 1836480. In combination with MVSTB or FKCV plug components, both an MVSTBW (or FKCVW) and an MVSTBR plug (or FKCVR) must be used. Combination with TMSTBP plug components is not possible!

## Printed-circuit board connector - MSTB 2,5/ 9-ST-5,08 - 1757080

### Accessories

Feed-through header - EMSTBVA 2,5/ 9-G-5,08 - 1859580

PCB headers, nominal current: 12 A, rated voltage (III/2): 320 V, number of positions: 9, pitch: 5.08 mm, color: green, contact surface: Tin, mounting: Press-in technology



Feed-through header - EMSTBA 2,5/ 9-G-5,08 - 1880371

PCB headers, nominal current: 12 A, rated voltage (III/2): 320 V, number of positions: 9, pitch: 5.08 mm, color: green, contact surface: Tin, mounting: Press-in technology



Printed-circuit board connector - DFK-MSTBA 2,5/ 9-G-5,08 - 1898907



Feed-through header, nominal current: 12 A, rated voltage (III/2): 320 V, number of positions: 9, pitch: 5.08 mm, color: green, contact surface: Tin, mounting: Wave soldering

Printed-circuit board connector - DFK-MSTBVA 2,5/ 9-G-5,08 - 1899207



Feed-through header, nominal current: 12 A, rated voltage (III/2): 320 V, number of positions: 9, pitch: 5.08 mm, color: green, contact surface: Tin, mounting: Wave soldering

Printed-circuit board connector - CC 2,5/ 9-G-5,08 P26THR - 1954540

PCB headers, nominal current: 12 A, rated voltage (III/2): 320 V, number of positions: 9, pitch: 5.08 mm, color: black, contact surface: Tin, mounting: THR soldering, User information and design recommendations for through hole reflow technology can be found under "Downloads"



## Printed-circuit board connector - MSTB 2,5/ 9-ST-5,08 - 1757080

### Accessories

#### Printed-circuit board connector - CC 2,5/ 9-G-5,08 P26THRR88 - 1954650

PCB headers, nominal current: 12 A, rated voltage (III/2): 320 V, number of positions: 9, pitch: 5.08 mm, color: black, contact surface: Tin, mounting: THR soldering, User information and design recommendations for through hole reflow technology can be found under "Downloads"



#### Printed-circuit board connector - CCA 2,5/ 9-G-5,08 P26THR - 1954993

PCB headers, nominal current: 12 A, rated voltage (III/2): 320 V, number of positions: 9, pitch: 5.08 mm, connection method: Plug connection, color: black, contact surface: Tin, mounting: THR soldering, User information and design recommendations for through hole reflow technology can be found under "Downloads"



#### Printed-circuit board connector - CCA 2,5/ 9-G-5,08 P26THRR88 - 1955109

PCB headers, nominal current: 12 A, rated voltage (III/2): 320 V, number of positions: 9, pitch: 5.08 mm, connection method: Plug connection, color: black, contact surface: Tin, mounting: THR soldering, User information and design recommendations for through hole reflow technology can be found under "Downloads"



#### Printed-circuit board connector - CCV 2,5/ 9-G-5,08 P26THR - 1955484

PCB headers, nominal current: 12 A, rated voltage (III/2): 320 V, number of positions: 9, pitch: 5.08 mm, color: black, contact surface: Tin, mounting: THR soldering, User information and design recommendations for through hole reflow technology can be found under "Downloads"



#### Printed-circuit board connector - CCV 2,5/ 9-G-5,08 P26THRR88 - 1955594

PCB headers, nominal current: 12 A, rated voltage (III/2): 320 V, number of positions: 9, pitch: 5.08 mm, color: black, contact surface: Tin, mounting: THR soldering, User information and design recommendations for through hole reflow technology can be found under "Downloads"



## Printed-circuit board connector - MSTB 2,5/ 9-ST-5,08 - 1757080

### Accessories

#### Printed-circuit board connector - CCVA 2,5/ 9-G-5,08 P26THR - 1955921



PCB headers, nominal current: 12 A, rated voltage (III/2): 320 V, number of positions: 9, pitch: 5.08 mm, color: black, contact surface: Tin, mounting: THR soldering, User information and design recommendations for through hole reflow technology can be found under "Downloads"

#### Printed-circuit board connector - CCVA 2,5/ 9-G-5,08 P26THRR88 - 1956030



PCB headers, nominal current: 12 A, rated voltage (III/2): 320 V, number of positions: 9, pitch: 5.08 mm, color: black, contact surface: Tin, mounting: THR soldering, User information and design recommendations for through hole reflow technology can be found under "Downloads"

#### Printed-circuit board connector - CCA 2,5/ 9-GL-5,08P26THR - 1959134



PCB headers, nominal current: 12 A, rated voltage (III/2): 320 V, number of positions: 9, pitch: 5.08 mm, connection method: Plug connection, color: black, contact surface: Tin, mounting: THR soldering, Two-in-one – Pin strips must always be made up of a left (L) and a right (R) segment. Please allow for the corresponding counterpart from the accessories to complete the THR pin strip.

#### Printed-circuit board connector - CCA 2,5/ 9-GL-5,08P26THRR88 - 1959202



PCB headers, nominal current: 12 A, rated voltage (III/2): 320 V, number of positions: 9, pitch: 5.08 mm, connection method: Plug connection, color: black, contact surface: Tin, mounting: THR soldering, Two-in-one – Pin strips must always be made up of a left (L) and a right (R) segment. Please allow for the corresponding counterpart from the accessories to complete the THR pin strip.

#### Printed-circuit board connector - CCA 2,5/ 9-GR-5,08P26THR - 1959273



PCB headers, nominal current: 12 A, rated voltage (III/2): 320 V, number of positions: 9, pitch: 5.08 mm, connection method: Plug connection, color: black, contact surface: Tin, mounting: THR soldering, Two-in-one – Pin strips must always be made up of a left (L) and a right (R) segment. Please allow for the corresponding counterpart from the accessories to complete the THR pin strip.

## Printed-circuit board connector - MSTB 2,5/ 9-ST-5,08 - 1757080

### Accessories

Printed-circuit board connector - CCA 2,5/ 9-GR-5,08P26THRR88 - 1959341



PCB headers, nominal current: 12 A, rated voltage (III/2): 320 V, number of positions: 9, pitch: 5.08 mm, connection method: Plug connection, color: black, contact surface: Tin, mounting: THR soldering, Two-in-one – Pin strips must always be made up of a left (L) and a right (R) segment. Please allow for the corresponding counterpart from the accessories to complete the THR pin strip.