

# Panel feed-through - SACC-DSI-MSB-5CON-L180/SCO SH - 1553051


Please be informed that the data shown in this PDF Document is generated from our Online Catalog. Please find the complete data in the user's documentation. Our General Terms of Use for Downloads are valid (<http://phoenixcontact.com/download>)



Sensor/actuator flush-type plug, 5-pos., M12-SPEEDCON, shielded, B-coded, rear/screw mounting with Pg9 thread, with straight solder connection



## Key commercial data

Packing unit	20 pc
Minimum order quantity	20 pc
GTIN	 4 046356 162241
Weight per Piece (excluding packing)	13.52 g
Custom tariff number	85366990
Country of origin	Germany

## Technical data

### Dimensions

Length of the solder pin	6 mm
--------------------------	------

### Ambient conditions

Ambient temperature (operation)	-25 °C ... 85 °C (Plug / socket)
	-40 °C ... 85 °C (without mechanical actuation)
Degree of protection	IP67

### General

Note	The electrical and mechanical data specified assume that the connector pair is correctly locked and mounted. If the connector is unlocked and if there is a danger of contamination, the connector must be sealed using a protective cap > IP54. Influences arising from litz wires, cables or PCB assembly must also be taken into consideration.
Rated current at 40°C	4 A
Rated voltage	60 V
Number of positions	5
Contact resistance	≤ 3 mΩ

# Panel feed-through - SACC-DSI-MSB-5CON-L180/SCO SH - 1553051

## Technical data

### General

Insulation resistance	≥ 100 MΩ
Coding	B - inverse
Standards/regulations	M12 connector IEC 61076-2-101
Status display	No
Surge voltage category	II
Pollution degree	3
Connection method	Solder pins
Insertion/withdrawal cycles	> 100
Torque	3 Nm ... 4 Nm (Installation-side)
Mounting type	Rear mounting Pg9 With flat nut

### Material

Inflammability class according to UL 94	V0
Contact material	CuZn
Contact surface material	Ni/Au
Contact carrier material	PA 66
Material, knurls	Zinc die-cast, nickel-plated
Sealing material	NBR

### Cable

Ambient temperature (operation)	-40 °C ... 85 °C (cable, fixed installation)
	-25 °C ... 85 °C (cable, flexible installation)

## Classifications

### eCl@ss

eCl@ss 4.0	27250313
eCl@ss 4.1	27250313
eCl@ss 5.0	27143423
eCl@ss 5.1	27143423
eCl@ss 6.0	27143423
eCl@ss 7.0	27449001

### ETIM

ETIM 3.0	EC002061
ETIM 4.0	EC002062
ETIM 5.0	EC002061

### UNSPSC

UNSPSC 6.01	31261501
UNSPSC 7.0901	31261501
UNSPSC 11	31261501

# Panel feed-through - SACC-DSI-MSB-5CON-L180/SCO SH - 1553051

## Classifications

### UNSPSC

UNSPSC 12.01	31261501
UNSPSC 13.2	31261501

## Approvals

### Approvals

---

#### Approvals

EAC / cULus Recognized

---

#### Ex Approvals

---

#### Approvals submitted

---

## Approval details

EAC
-----

cULus Recognized	
mm <sup>2</sup> /AWG/kcmil	20
Nominal current I <sub>N</sub>	4 A
Nominal voltage U <sub>N</sub>	60 V

## Accessories

### Accessories

#### Protective cap

Sealing cap - PROT-M12 FS - 1560251



M12 sealing cap for unoccupied M12 plugs of the sensor/actuator cable, flush-type plugs and I/O devices in the field

---

# Panel feed-through - SACC-DSI-MSB-5CON-L180/SCO SH - 1553051

## Accessories

Sealing cap - PROT-M12 FS-M - 1430488



M12 metal sealing cap for unoccupied M12 plugs of the sensor/actuator cable, flush-type plugs and I/O devices in the field

## Seal

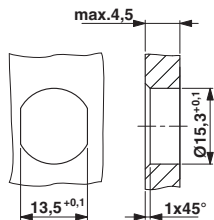
Flat gasket - SACC-PG9-SEAL CLM - 1556320



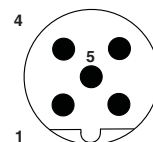
Pg9 flat gasket for the rear mounting of M12 flush-type connectors with Pg9 fastening threads

## Drawings

Dimensioned drawing



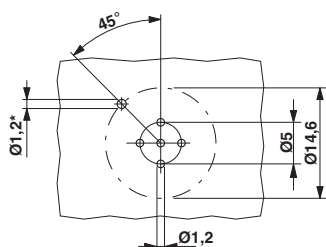
Schematic diagram



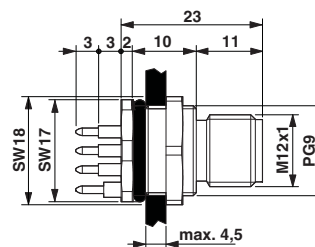
Pin assignment M12 male connector, 5-pos., B-coded, male side

Housing cutout for Pg9 fastening thread, mounting panel with feed-through hole (alternatively with area as anti-rotation protection for panel thicknesses > 2 mm up to max. 4.5 mm)

Drilling diagram



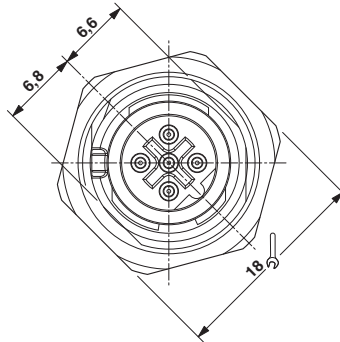
Dimensioned drawing



M12 flush-type connector

# Panel feed-through - SACC-DSI-MSB-5CON-L180/SCO SH - 1553051

Dimensioned drawing



M12 front view

---

Phoenix Contact 2015 © - all rights reserved  
<http://www.phoenixcontact.com>