


PMC75

PMC 75 E -1 -□

① ② ③ ④ ⑤



- ① Series name
- ② Output wattage
- ③ UL recognized, TÜV approved, CSA certified : E
- ④ Output voltage combination
- ⑤ Optional *1
C :with Coating
G :Low leakage current
J :Connector type
N :with Cover

PMC

| MODEL | | PMC75E-1 | PMC75E-2 | PMC75E-4 |
|-----------|----|-----------|-----------|-----------|
| DC OUTPUT | V1 | +5V 8.0A | +5V 8.0A | +5V 6.0A |
| | V2 | +12V 2.5A | +15V 1.8A | +12V 3.2A |
| | V3 | -12V 0.5A | -15V 0.5A | -12V 0.5A |

SPECIFICATIONS

| | MODEL | PMC75E-1 | | | PMC75E-2 | | | PMC75E-4 | | | |
|------------------------------|------------------------------------|--|----------------------------------|--------|----------------|------------------|--------|--------------|----------------|--------|--------|
| INPUT | VOLTAGE[V] | AC85 - 132 / 170 - 264 1φ (User-selectable) or DC220 - 370 | | | | | | | | | |
| | CURRENT[A] | ACIN 100V | 1.8typ (Io=100%) User-selectable | | | | | | | | |
| | | ACIN 200V | 1.0typ (Io=100%) User-selectable | | | | | | | | |
| | FREQUENCY[Hz] | 47 - 440 | | | | | | | | | |
| | EFFICIENCY[%] | ACIN 100V | 75typ (Io=100%) | | | | | | | | |
| | INRUSH CURRENT[A] | ACIN 100V | 15typ (Io=100%) | | | | | | | | |
| ACIN 200V | | 30typ (Io=100%) | | | | | | | | | |
| OUTPUT | VOLTAGE[V] | +5 | +12 | -12 | +5 | +15 | -15 | +5 | +12 | -12 | |
| | CURRENT[A] | 8 | 2.5 | 0.5 | 8 | 1.8 | 0.5 | 6 | 3.2 | 0.5 | |
| | MINIMUM CURRENT[A] | 1.5 | 0 | 0 | 1.5 | 0 | 0 | 1.5 | 0 | 0 | |
| | LINE REGULATION[mV] | 20max | 48max | 48max | 20max | 60max | 60max | 20max | 48max | 48max | |
| | LOAD REGULATION[mV] | 40max | 100max | 150max | 40max | 120max | 150max | 40max | 100max | 150max | |
| | RIPPLE[mVp-p] | 80max | 120max | 120max | 80max | 120max | 120max | 80max | 120max | 120max | |
| | RIPPLE NOISE[mVp-p] | 120max | 150max | 150max | 120max | 150max | 150max | 120max | 150max | 150max | |
| | TEMPERATURE REGULATION[mV] | 0 to +50°C | 50max | 120max | 350max | 50max | 150max | 350max | 50max | 120max | 350max |
| | START-UP TIME[ms] | 200max (ACIN 85V, Io=100%) | | | | | | | | | |
| | HOLD-UP TIME[ms] | 10typ (ACIN 85V, Io=100%) 20typ (ACIN 100V, Io=100%) | | | | | | | | | |
| | OUTPUT VOLTAGE ADJUSTMENT RANGE[V] | 5.00 - 5.25 | Fixed | Fixed | 5.00 - 5.25 | Fixed | Fixed | 5.00 - 5.25 | Fixed | Fixed | |
| OUTPUT VOLTAGE SETTING[V] | — | 11.4 to 12.6 | -11.4 to -12.6 | — | 14.25 to 15.75 | -14.25 to -15.75 | — | 11.4 to 12.6 | -11.4 to -12.6 | | |
| PROTECTION CIRCUIT | OVERCURRENT PROTECTION | Works over 105% of rating and recovers automatically | | | | | | | | | |
| | OVERVOLTAGE PROTECTION | Works at 115 - 140% of rating (+5V) | | | | | | | | | |
| ISOLATION | INPUT-OUTPUT | AC3,000V 1minute, Cutoff current = 10mA, DC500V 50MΩmin (At Room Temperature) | | | | | | | | | |
| | INPUT-FG | AC2,000V 1minute, Cutoff current = 10mA, DC500V 50MΩmin (At Room Temperature) | | | | | | | | | |
| | OUTPUT-FG | AC500V 1minute, Cutoff current = 100mA, DC500V 50MΩmin (At Room Temperature) | | | | | | | | | |
| | OUTPUT-OUTPUT(V1-V2,V3) | AC100V 1minute, Cutoff current = 100mA, DC100V 10MΩmin (At Room Temperature) | | | | | | | | | |
| ENVIRONMENT | OPERATING TEMP.,HUMID.AND ALTITUDE | -10 to +65°C, 20 - 95%RH (Non condensing) (Refer to DERATING CURVE), 3,000m (10,000feet) max | | | | | | | | | |
| | STORAGE TEMP.,HUMID.AND ALTITUDE | -25 to +75°C, 20 - 95%RH (Non condensing), 9,000m (30,000feet) max | | | | | | | | | |
| | VIBRATION | 10 - 55Hz, 19.6m/s ² (2G), 3minutes period, 30minutes each along X, Y and Z axis | | | | | | | | | |
| | IMPACT | 196.1m/s ² (20G), 11ms, once each X, Y and Z axis | | | | | | | | | |
| SAFETY AND NOISE REGULATIONS | AGENCY APPROVALS | UL60950-1, CSA C22.2 No.60950-1, EN60950-1, EN50178 Complies with IEC60950-1 and DEN-AN | | | | | | | | | |
| | CONDUCTED NOISE | Complies with FCC-B | | | | | | | | | |

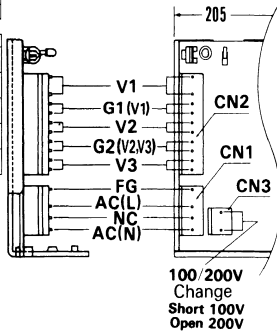
*1 Please contact us about safety approvals for the model with option.
* Series/Parallel operation with other model is not possible.
* When units are operated with chassis and cover, derating is required.

External view

(PIN CONNECTION)

| PIN NO. | INPUT |
|---------|-------|
| 1 | FG |
| 2 | AC(L) |
| 3 | NC |
| 4 | AC(N) |

| PIN NO. | OUTPUT |
|---------|--------|
| 1 | V1 |
| 2 | G1 |
| 3 | V2 |
| 4 | G2 |
| 5 | V3 |
| 6 | |
| 7 | |
| 8 | |
| 9 | |
| 10 | |

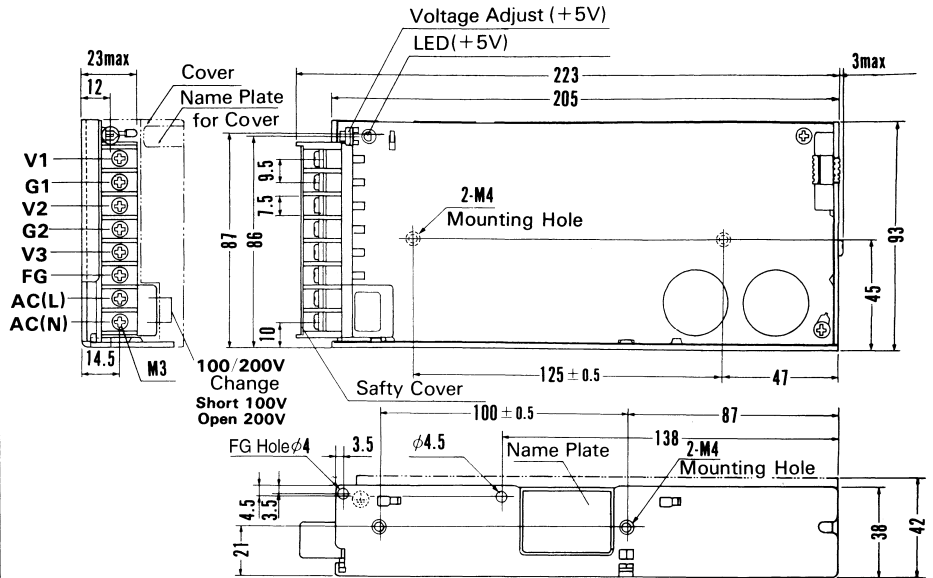


| I/O Connector | Mating Connector | Terminal |
|---------------|------------------|------------|
| CN1 | 10-31-1048 | 10-63-3044 |
| CN2 | 09-65-2109 | 09-50-1103 |
| CN3 | 10-31-1028 | 10-63-3024 |

Chain : 08-70-1031
Loose : 08-70-1030

(Mfr : Molex)

Connector type



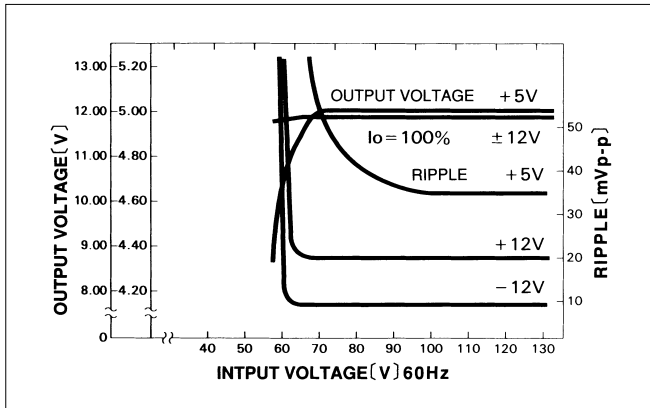
※V1 is isolated from V2 & V3.

- ※ Weight: 600g or less.
- ※ Tolerance: ±1
- ※ Mounting torque : 1.2N·m (12.8kgf·cm) max
- ※ Cover is optional
- ※ Dimensions in mm

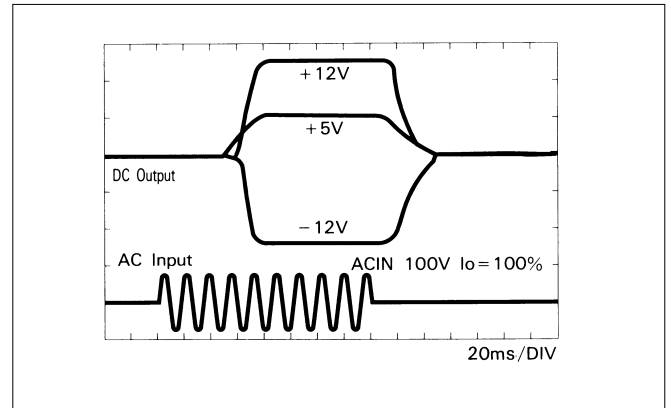
Barrier strip type

Performance data

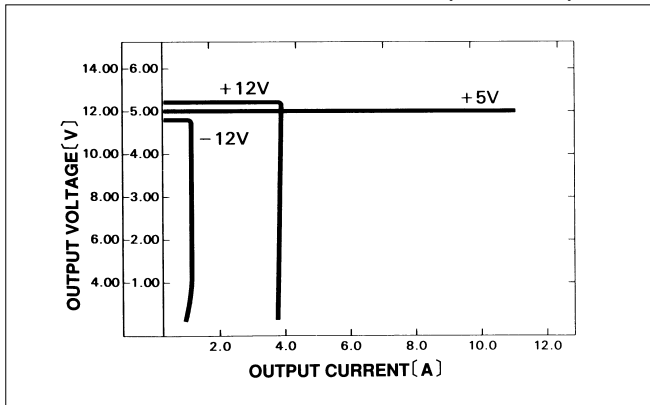
■ STATIC CHARACTERISTICS (PMC75E-1)



■ RISE TIME & FALL TIME (PMC75E-1)



■ OVERCURRENT CHARACTERISTICS (PMC75E-1)



■ DERATING CURVE

