THIS DRAWING IS UNPUBLISHED. RELEASED FOR PUBLICATION -,- .
© COPYRIGHT - BY TYCO ELECTRONICS CORPORATION. ALL RIGHTS RESERVED.

LOC	DIST
AJ	16

REVISIONS

P	LTR	DESCRIPTION	DATE	DWN	APVD
	B	REV PER ECO 08-009474	7/22/2008	DW	JL

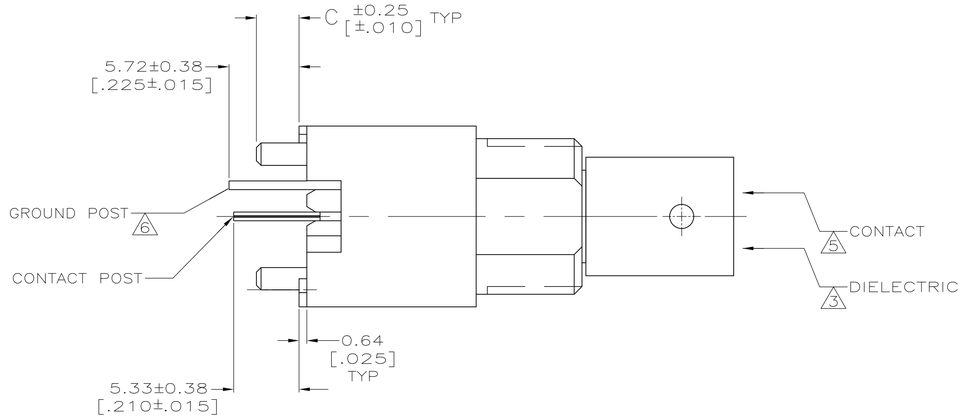

1. POLYESTER PBT PER MIL-M-24519, TYPE GPT-15F, UL94V-O RATED, COLOR: NATURAL
2. POLYESTER PBT PER MIL-M-24519, TYPE GPT-15F, UL94V-O RATED, COLOR: BLACK
3. POLYMETHYLPENTENE, GENERAL PURPOSE.
4. ZINC PER QQ-Z-363.
5. PHOSPHOR BRONZE PER QQ-B-750.
6. BRASS PER ASTM-B-453.
7. BRASS PER ASTM-B-16.
8. NICKEL PLATE PER QQ-N-290, 3.81 μm [.000150] MINIMUM THICK.
9. TIN PLATE PER ASTM-B-545, 3.81 μm [.000150] MINIMUM THICK.
10. GOLD PLATE PER MIL-G-45204, 0.76 μm [.000030] MINIMUM THICK.
11. SEE INSTRUCTION SHEET 408-2769.

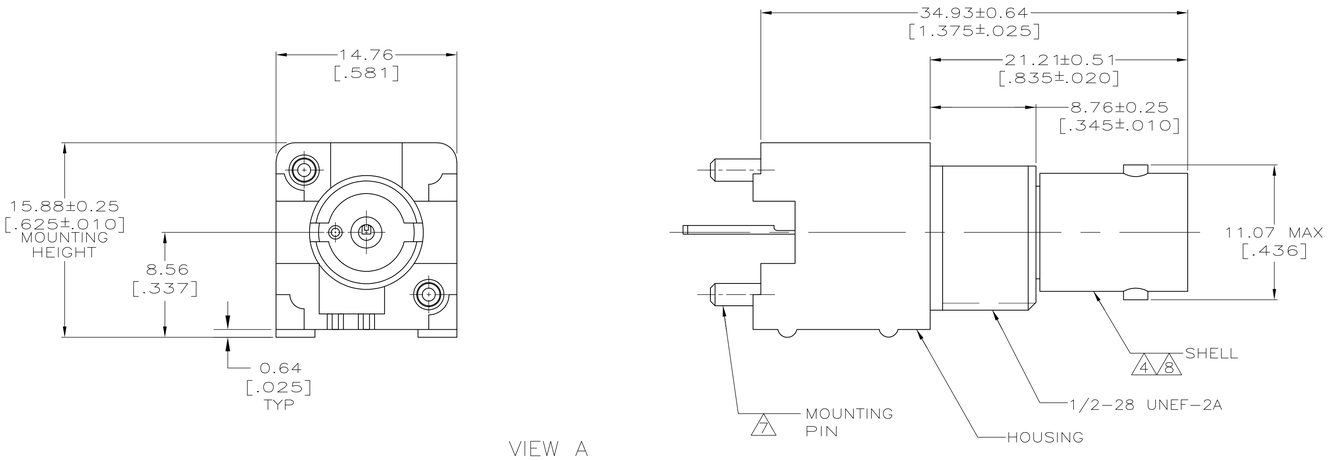

VIEW A

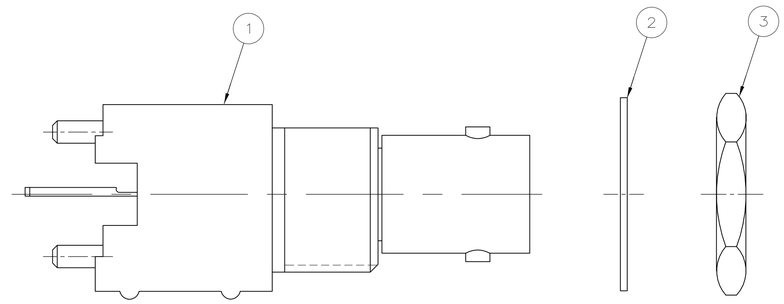

VIEW B

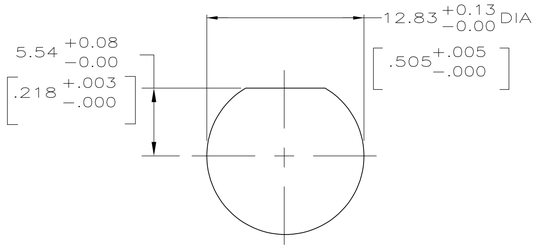

RECOMMENDED PANEL CUTOUT

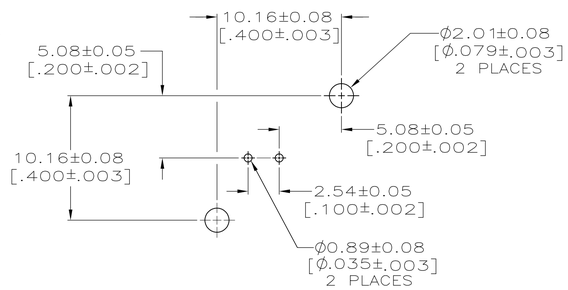

PCB CONFIGURATION

C	MOUNTING PIN PLATING	GROUND POST PLATING	CONTACT POST PLATING	CONTACT PLATING	HOUSING MATERIAL	VIEW	3 JAM NUT QTY=1	2 LOCKWASHER QTY=1	1 ASSEMBLY QTY=1	PART NUMBER
–	9	9	9	–	–	B	1-329631-2	1-329632-2	5227222-6	5227222-9
3.48 [.137]	9	9	9	10	2	A	–	–	–	5227222-6
3.48 [.137]	9	9	9	10	1	A	–	–	–	5227222-3
3.48 [.137]	9	9	9	9	2	A	–	–	–	5227222-2
3.48 [.137]	9	9	9	9	1	A	–	–	–	5227222-1

THIS DRAWING IS A CONTROLLED DOCUMENT.

DIMENSIONS: mm [INCHES]

TOLERANCES UNLESS OTHERWISE SPECIFIED:
0 PLC ± –
1 PLC ± –
2 PLC ± 0.20 [.008]
3 PLC ± –
4 PLC ± –
ANGLES ± –

MATERIAL 1 2 3 4 5 6 7
FINISH 8 9 10

DWN J. ALCORTA – DOCK5 26APR2005
CHK J. HAVENER 26APR2005
APVD J. LIPPERT 26APR2005
PRODUCT SPEC 108-12078
APPLICATION SPEC –
WEIGHT –

Tyco Electronics
Tyco Electronics Corporation
Harrisburg, Pa 17105-3608

NAME JACK, VERTICAL, 50 OHM, PCB, SERIES BNC

SIZE	CAGE CODE	DRAWING NO	RESTRICTED TO
A1	00779	C-5227222	–

CUSTOMER DRAWING SCALE 4:1 SHEET 1 OF 1 REV B