

Specifications

Insulation Resistance:	1,000MΩ min. at 500V DC
Withstanding Voltage:	500V ACrms for 1 minute
Contact Resistance:	100mΩ at 1mA / 20mV max.
Voltage Rating:	50Vrms AC
Current Rating:	0.5A
Operating Temp. Range:	-25°C to +85°C
Coplanarity:	≤ 0.1mm
Mating Cycles:	10,000 (office environment)

Materials and Finish

Insulator:	LCP
Shielding Plate:	SUS, t = 0.15
Contacts:	PB, t = 0.18 / Contact area = Ni-Au / Solder t Tails = Ni-SnCu
Card Detector:	PB, t = 0.18, Ni-Au


Features

- Card lock mechanism
- Smooth extraction function by Push-in/ Push-out of card
- 2-point contact for protection against electrical interruption
- Card detector
- Tape & Reel packaging (800 pcs / reel)

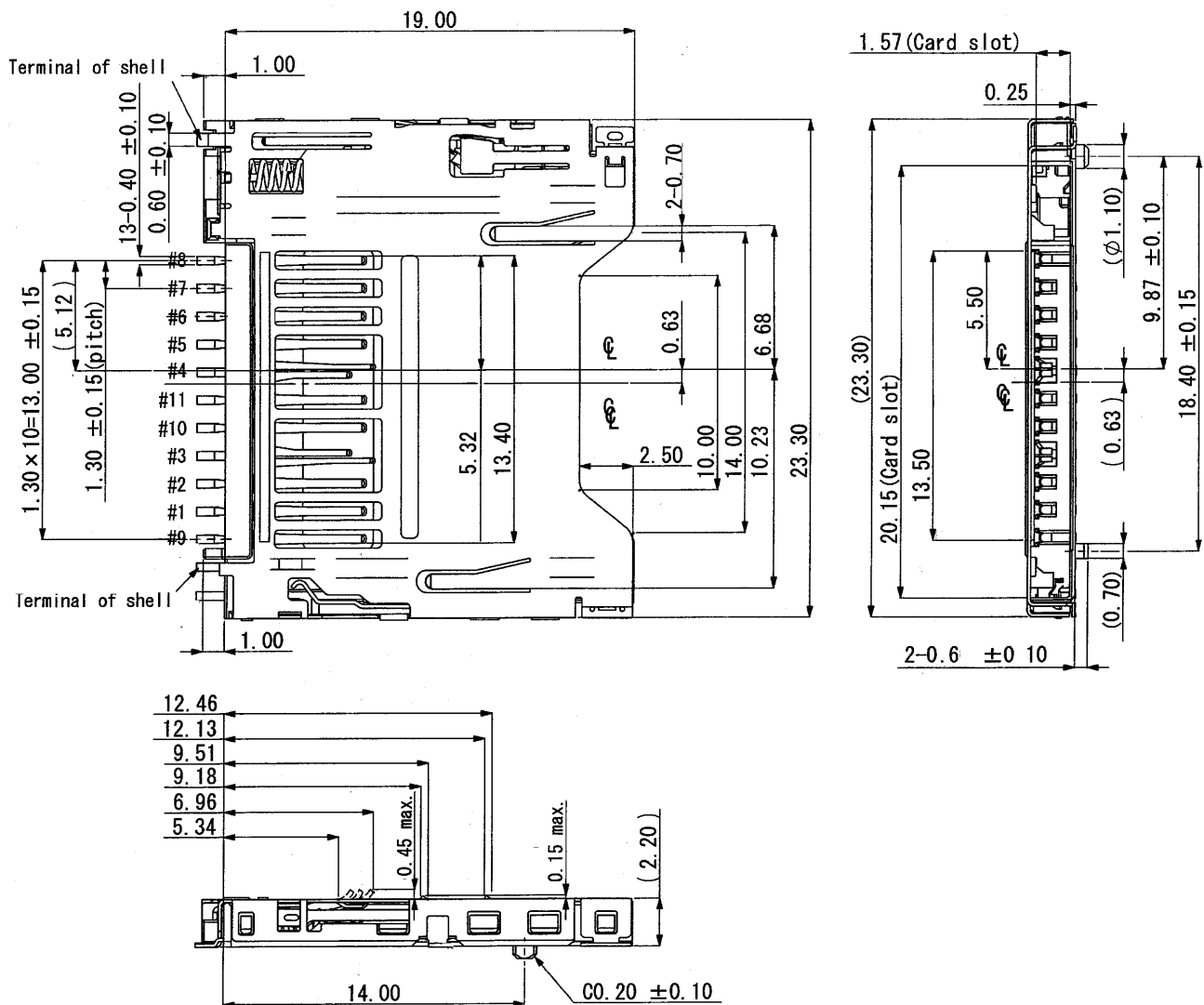
Part Number (Details)

NMS 011 - 2500 - *

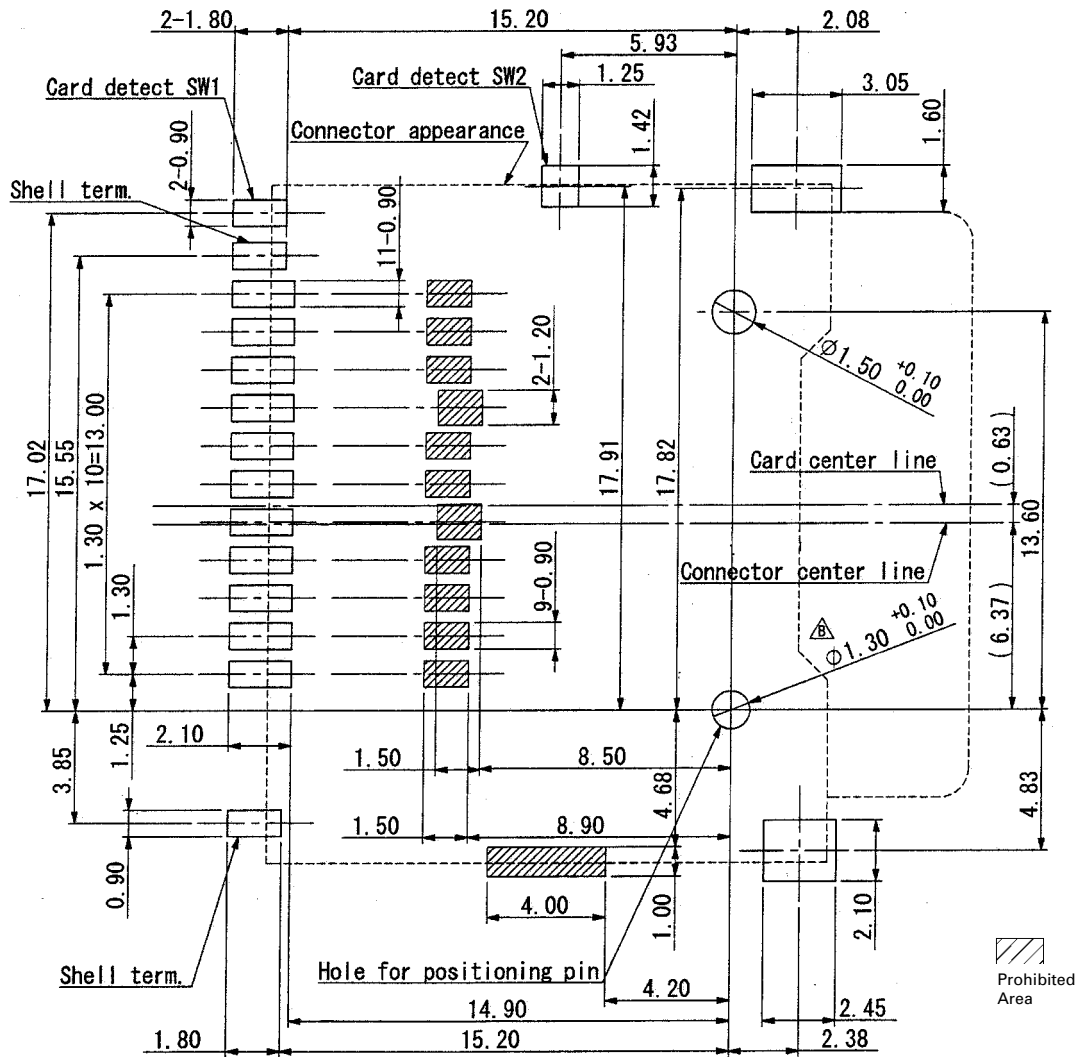
Series No.	
Number of Contacts	
Design No.	
1 = with Positioning Pins	
2 = without Positioning Pins (on request)	



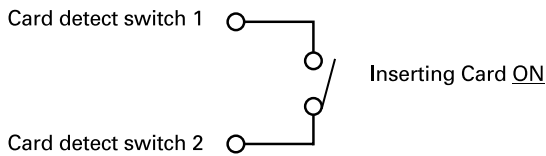
Outline Dimensions for NMS011-2500-1



Recommended PCB Layout for (NMS011-2500-1)



Circuit Diagram for Switch



Card Insertion Details

