DWG. NO. SD-3191-12P-*

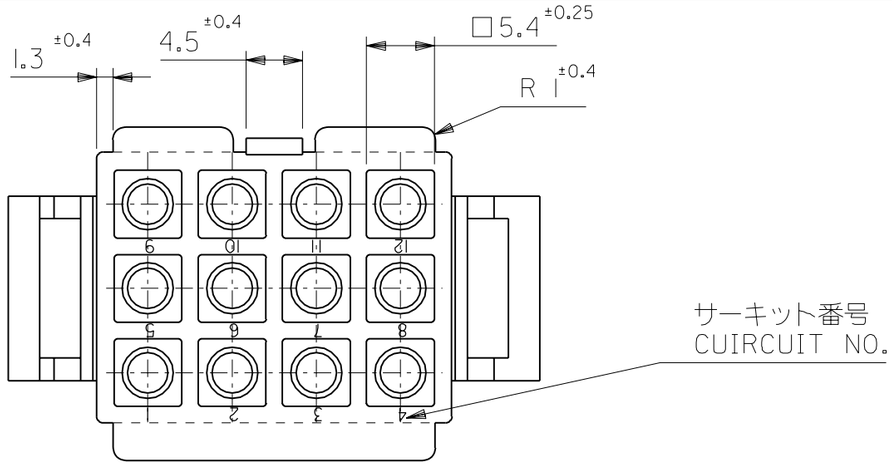

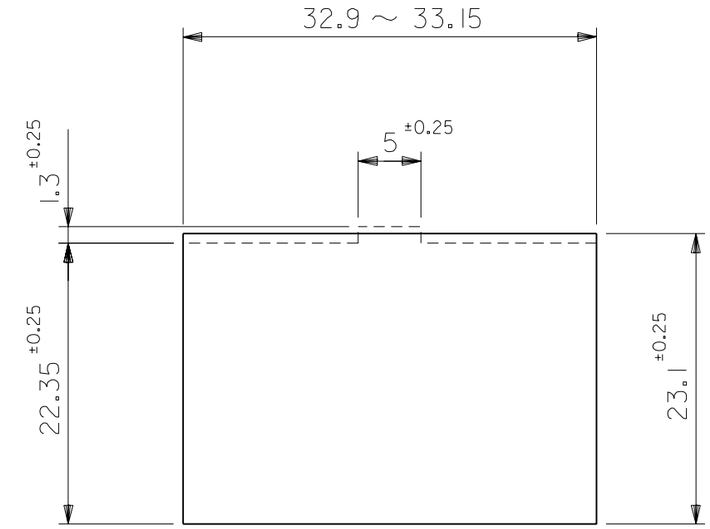

パネル取付穴推奨寸法（厚さ２．０最大）
ハウジングの装着はパネル穴打抜き方向より行うこと
RECOMMENDED PANEL HOLE DIMENSION(THK. 2.0 MAX.)
ATTACH THE HOUSING FROM THE DIRECTION OF PANEL HOLE PUNCHED OUT

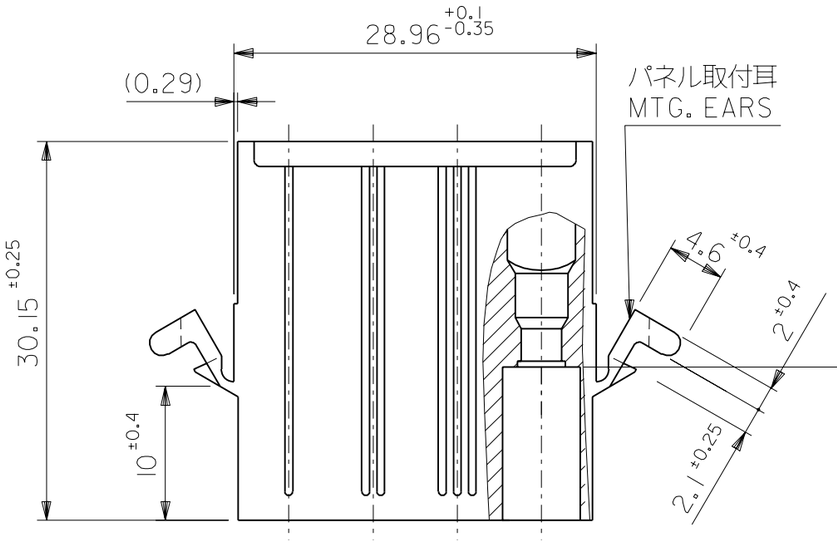

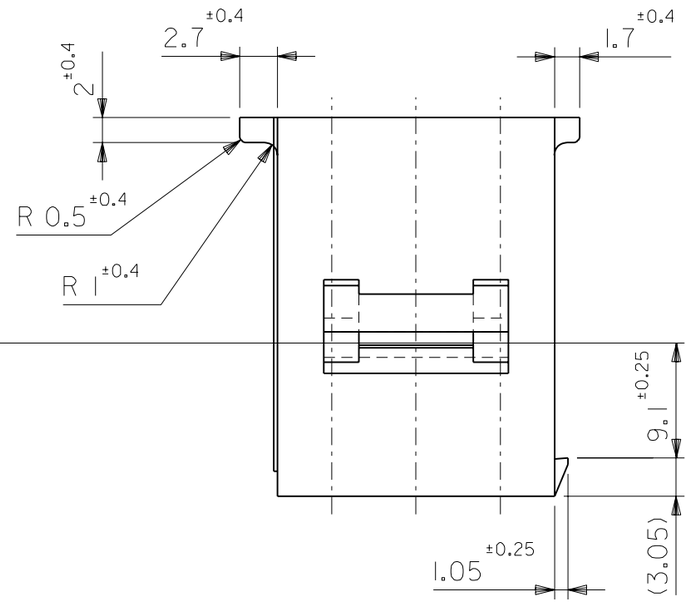

注記
NOTE
（　）内寸法は参考値
DIMENSIONS IN ( ) ARE REFERENCE

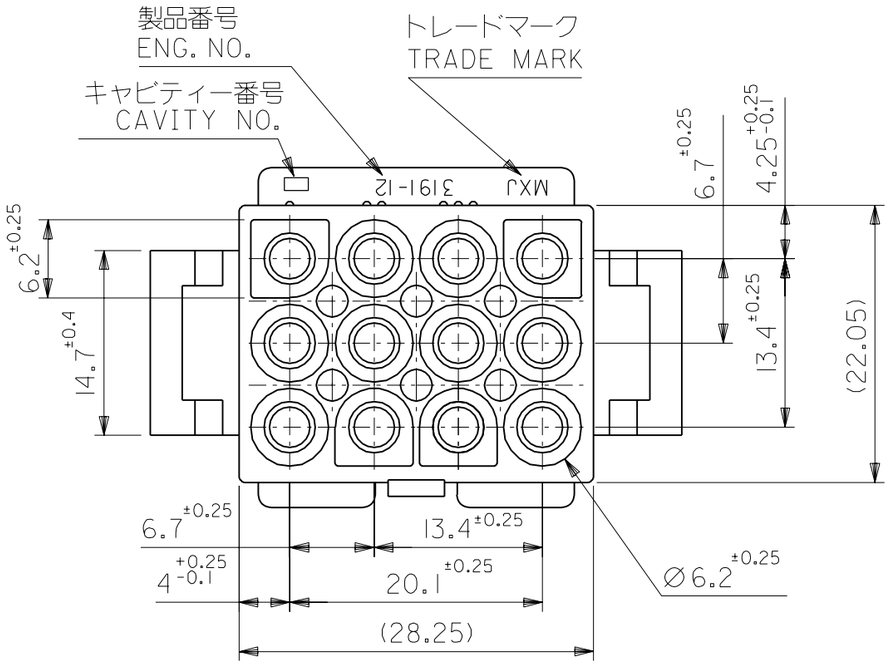

39-03-6121	3191-12P-201	NYLON66	94V-0
39-03-6120	3191-12P	NYLON66	94V-2
EDP. NO.	ENG. NO.	MATERIAL	UL

角度 ANGLE	±3°
30 以上 OVER	±0.3
10 以上 OVER 30 未満 UNDER	±0.25
10 未満 UNDER	±0.2
一般公差 GENERAL TOLERANCES	

LTR	REVISION RECORD	DR.	CHK.	DATE
L	再作図 REDRAWN (JC03316)	h.i	M.F	'96/06/24

材料 MATERIAL: 表参照 SEE CHART
仕上げ FINISH: —
適用電線範囲 WIRE RANGE: —
被覆外径 INS. RANGE: —

DRAWN BY '96/06/24 H.IIJIMA
CHK'D BY '96/06/24 M.FUKUSHIMA
APP'D BY '96/06/24 M.ENOMOTO
尺度 SCALE 2 : 1

molex MOLEX-JAPAN CO.,LTD. 日本モレックス株式会社

REVISE ONLY ON CAD SYSTEM

TITLE 名称
12 CKT. PLUG HS'G.
(.093 DIA. TERMINAL)

DWG. NO. SD-3191-12P-*
REV L

3191.S26

:MM DIMENSIONS IN METRIC DO NOT SCALE DRAWING

THIS DRAWING CONTAINS INFORMATION THAT IS PROPRIETARY TO MOLEX(JAPAN) AND SHOULD NOT BE USED WITHOUT WRITTEN PERMISSION
本図面は日本モレックス（株）の所有する情報を含むもので 当社の許可なく複製を禁止する。

EN-01C(032)MXJ-32