

## 2J4800PGF

### CELLULAR and GPS/GLONASS Adhesive Mount

#### Key Features

##### Cable 1: CELLULAR

- 824-960 MHz
- 1710-2170 MHz

##### Cable 2: GPS/GLONASS/QZSS/Galileo

- 1575-1606 MHz

Adhesive Mount

Ground Plane Independent

Customizable Cable and Connector

Dimensions 83 x 35 x 13.3 mm



**Note:** Antenna 2J4800PGFR equipped with 10K resistor for antenna detection is available.



## 1. Antenna and electrical specifications

Cable 1

Parameters	CELLULAR Antenna	
<b>Standards</b>	2G and 3G	
<b>Band (MHz)</b>	850/900	1700/1800/1900/2100
<b>Frequency (MHz)</b>	824-960	1710-2170
<b>Return Loss (dB)</b>	~-16.8	~-18.3
<b>VSWR</b>	~1.4:1	~1.3:1
<b>Efficiency (%)</b>	~57	~49
<b>Peak Gain (dBi)</b>	~3.0	~1.3
<b>Average Gain (dB)</b>	~-2.4	~-3.0
<b>Impedance (Ohm)</b>	50	
<b>Polarisation</b>	Linear	
<b>Radiation Pattern</b>	Omni-Directional	
<b>Max. Input Power (W)</b>	25	
<b>Connector Type</b>	SMA-Male Standard (Other Connectors Available)	
<b>Cable Length</b>	300 cm Standard (Any Cable Length Available)	
<b>Cable Type</b>	LMR100 Standard (Other Cables Available)	

Cable 2

Parameters	GPS/GLONASS Antenna	
<b>Standards</b>	GPS/QZSS/Galileo	GLONASS
<b>Band (MHz)</b>	1575	1602
<b>Frequency(MHz)</b>	1575.42	1598-1606
<b>Patch Size (mm)</b>	25 x 25 x 4	
<b>Return Loss (dB)</b>	<=-15 dB	
<b>VSWR</b>	<=1.4:1 dB	
<b>Impedance</b>	50	
<b>Radiation Pattern</b>	Hemispherical	
<b>Polarization</b>	RHCP	
<b>Saw Filter</b>	pre-filter	
<b>Active Gain (dB)</b>	28 @ 2.7 V	
<b>Noise Figure (dB)</b>	1.5 Typ	
<b>Voltage (V)</b>	1.5 – 3.6	
<b>Current (mA)</b>	9 Typ	
<b>Power Consumption (mW)</b>	24.3 Typ	
<b>ESD Protection</b>	2kV	
<b>Connector Type</b>	SMA-Male Standard (Other Connectors Available)	
<b>Cable Length</b>	300 cm Standard (Any Cable Length Available)	
<b>Cable Type</b>	LMR100 Standard (Other Cables Available)	

**Antenna Measurement Conditions:**

Mounted on 30 x 30 x 0.25 cm ABS Plate

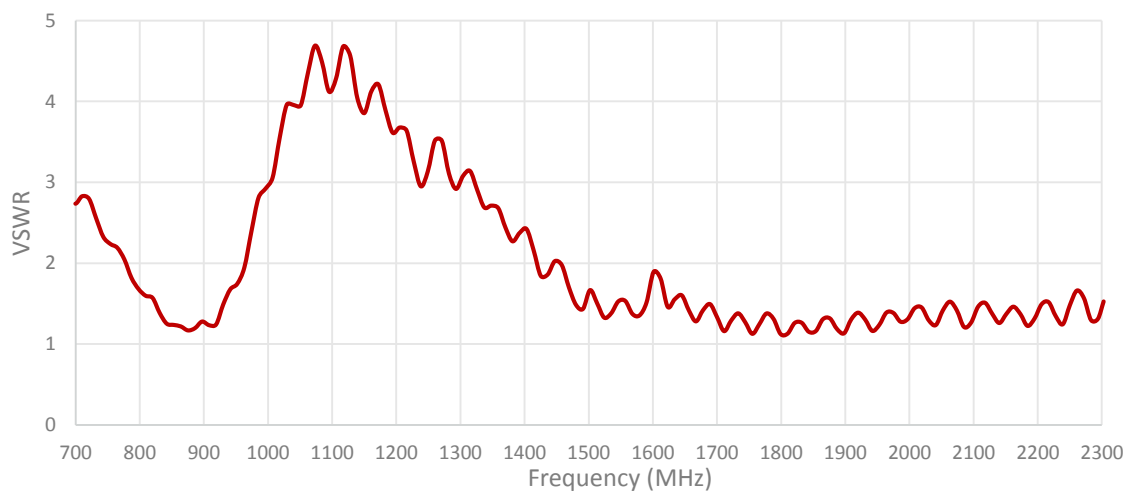
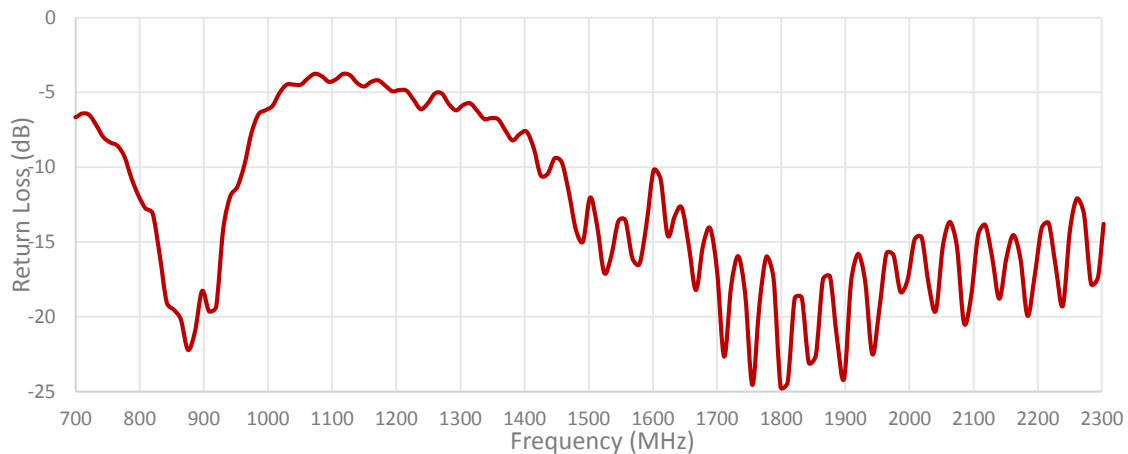
200 cm of Cable LMR100

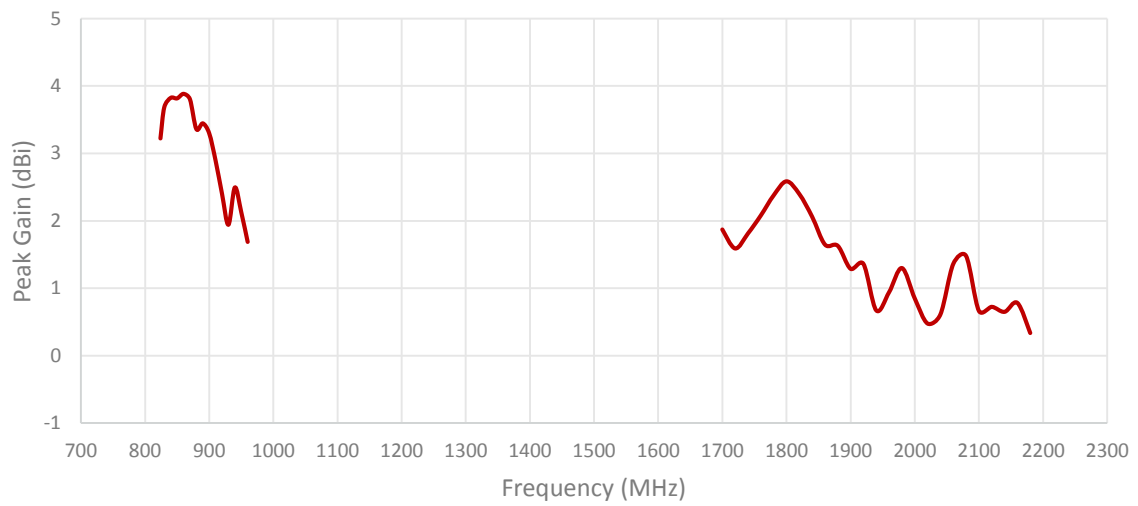
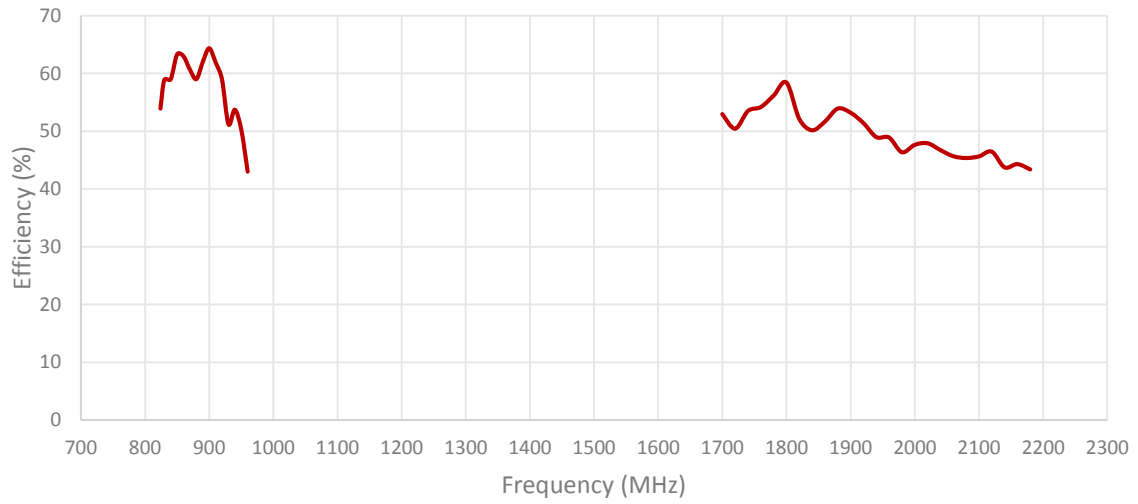
Measured in Certified CTIA 3D Anechoic Chamber

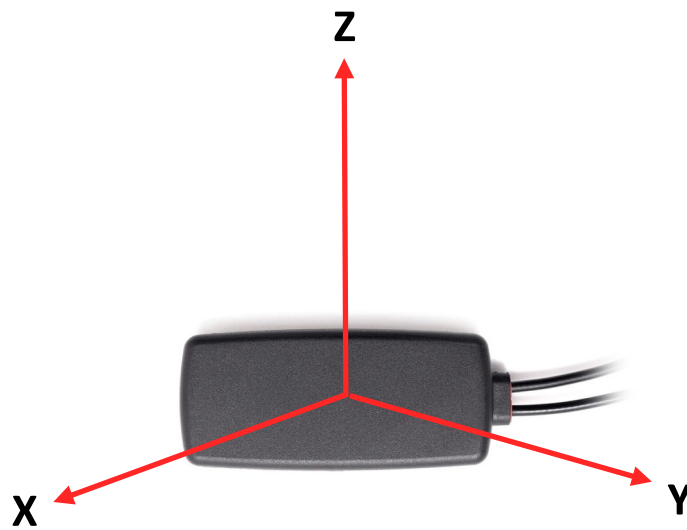
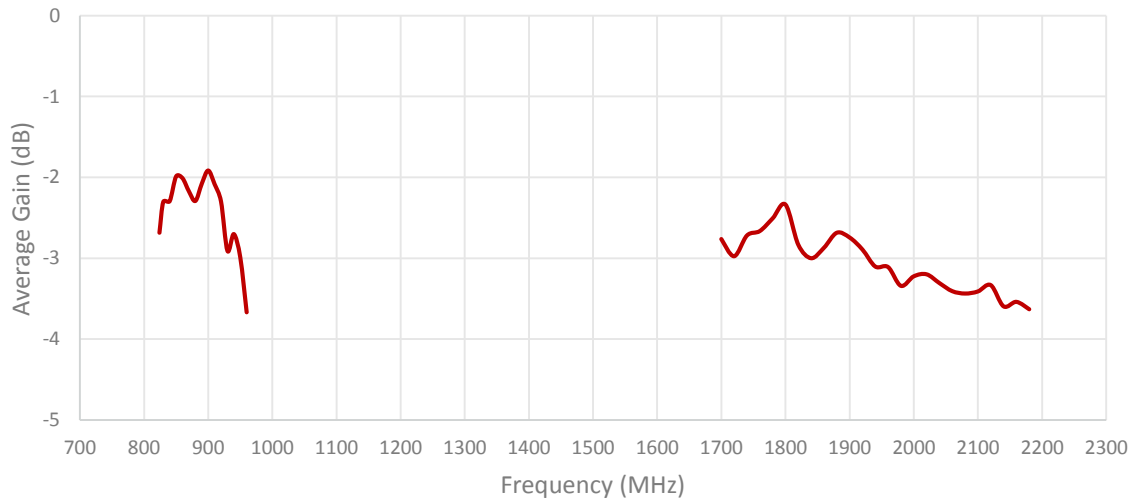
## 2. Mechanical and environmental specifications

Specifications	2J4800PGF
<b>Mounting Type</b>	Adhesive Mount
<b>Dimensions (mm)</b>	83 x 35 x 13.3
<b>Radome</b>	ABS UV Stable
<b>Radome color</b>	Black
<b>Operating Temperature (C)</b>	-40 to +85
<b>Storage Temperature (C)</b>	-40 to +85
<b>Substance Compliance</b>	RoHS

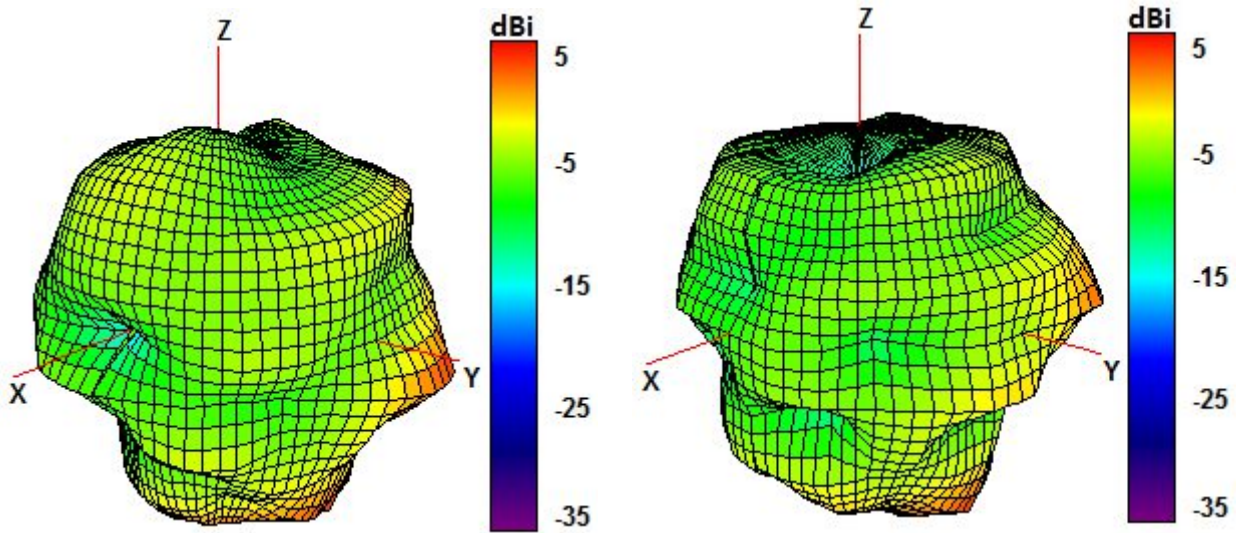
### 3. Antenna parameters



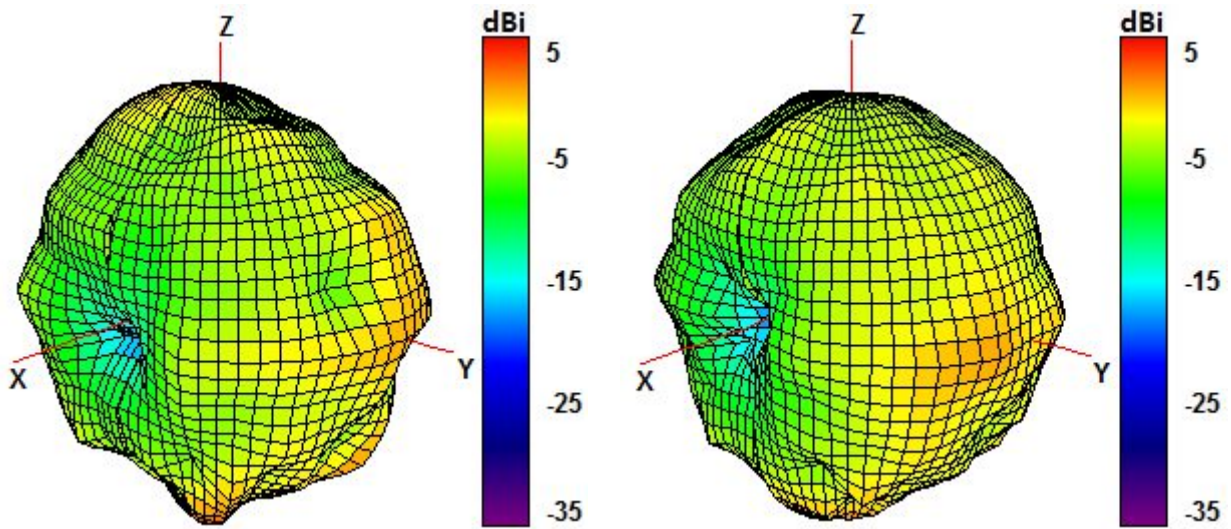




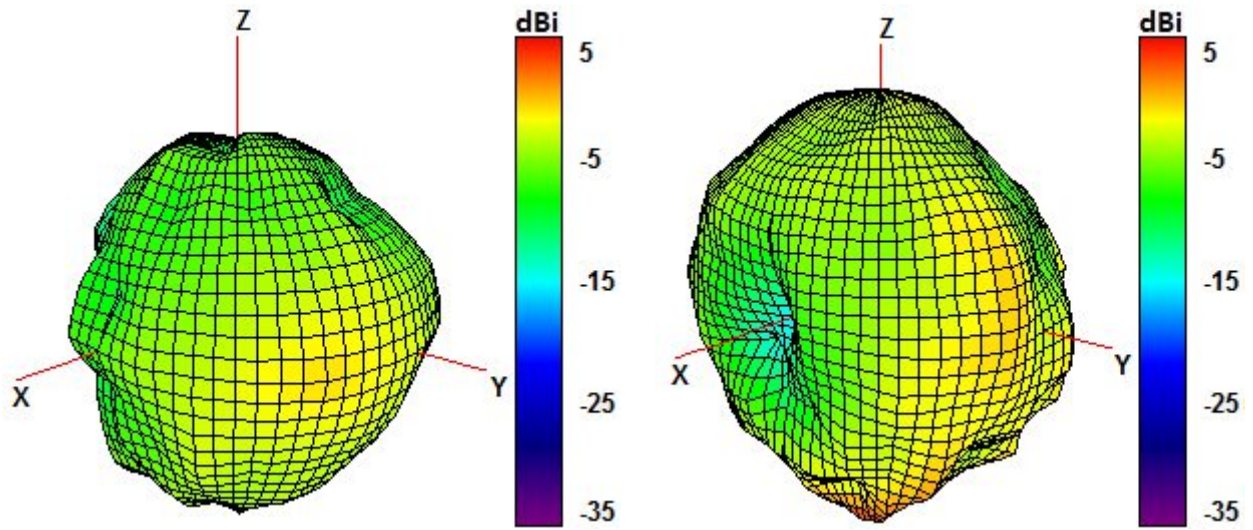
Radiation pattern reference



850 and 940 MHz Radiation pattern

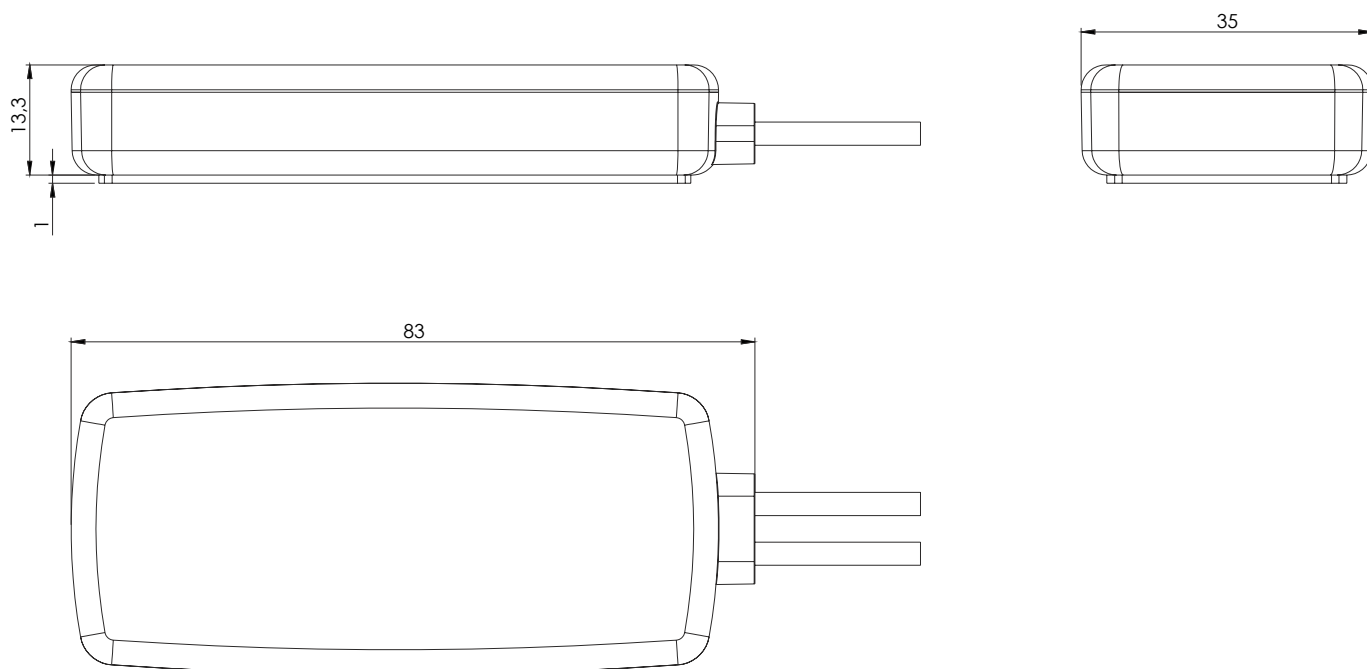


1750 and 1850 MHz Radiation pattern



1950 and 2100 MHz Radiation pattern

## 4. Antenna drawings



## 5. Antenna Images

