

Surge protection device - TT-STTB-24 - 2858140

Please be informed that the data shown in this PDF Document is generated from our Online Catalog. Please find the complete data in the user's documentation. Our General Terms of Use for Downloads are valid (<http://download.phoenixcontact.com>)

Spring-cage terminal block with suppressor diode as fine surge protection, nominal voltage 24 V DC, for mounting on NS 35/7.5




The illustration shows version TT-STTB-12

Why buy this product

- Can be used in the signal circuits of electronic controllers



Key commercial data

Packing unit	25 pc
GTIN	 4 017918 877866
Weight per Piece (excluding packing)	18.59 g
Custom tariff number	85363010
Country of origin	Germany

Technical data

Dimensions

Height	83.5 mm
Width	6.2 mm
Depth	47.5 mm

Ambient conditions

Ambient temperature (operation)	-40 °C ... 85 °C
Degree of protection	IP20

General

Housing material	PA 6.6
Inflammability class according to UL 94	V0
Color	black
Standards for air and creepage distances	IEC 60664-1
	VDE 0110-1

Surge protection device - TT-STTB-24 - 2858140

Technical data

General

Mounting type	DIN rail: 35 mm
Type	Double-level terminal block
Direction of action	Line-Line

Protective circuit

IEC test classification	C3
VDE requirement class	C3
Nominal voltage U_N	24 V DC
Maximum continuous operating voltage U_C	40 V DC
	28 V AC
Maximum continuous voltage U_C (wire-wire)	40 V DC
	28 V AC
Nominal current I_N	32 A (60°C)
Operating effective current I_C at U_C	$\leq 5 \mu A$
Nominal discharge current I_n (8/20) μs (Core-Core)	119 A
Total surge current (8/20) μs	119 A
Max. discharge current I_{max} (8/20) μs maximum (Core-Core)	119 A
Nominal pulse current I_{an} (10/1000) μs (Core-Core)	23 A
Output voltage limitation at 1 kV/ μs (Core-Earth) spike	$\leq 60 V$
Output voltage limitation at 1 kV/ μs (Core-Core) static	$\leq 60 V$
Residual voltage at I_n , (conductor-conductor)	$\leq 80 V$
Residual voltage with I_{an} (10/1000) μs (conductor-conductor)	$\leq 65 V$
Voltage protection level U_p (Core-Core)	55 V (C3 (10 A))
Response time t_A (Core-Core)	$\leq 1 ns$
Input attenuation a_E , sym.	0.1 dB ($\leq 400 kHz/150 \Omega$)
Cut-off frequency f_g (3 dB), sym. in 150 Ohm system	typ. 2 MHz
Capacity (Core-Core)	1.1 nF (with 1 MHz)
Surge carrying capacity in acc. with IEC 61643-21 (Core-Core)	C3 (10 A)

Connection data

Connection method	Spring-cage connection
Connection type IN	Spring-cage
Connection type OUT	Spring-cage
Conductor cross section stranded min.	0.5 mm ²
Conductor cross section stranded max.	4 mm ²
Conductor cross section solid min.	0.5 mm ²
Conductor cross section solid max.	6 mm ²
Conductor cross section AWG/kcmil min.	20
Conductor cross section AWG/kcmil max	10

Standards and Regulations

Surge protection device - TT-STTB-24 - 2858140

Technical data

Standards and Regulations

Standards/regulations	IEC 61643-21
-----------------------	--------------

Classifications

eCl@ss

eCl@ss 4.0	27140201
eCl@ss 4.1	27130801
eCl@ss 5.0	27130801
eCl@ss 5.1	27130801
eCl@ss 6.0	27130807
eCl@ss 7.0	27130807
eCl@ss 8.0	27130807

ETIM

ETIM 2.0	EC000943
ETIM 3.0	EC000943
ETIM 4.0	EC000943
ETIM 5.0	EC000943

UNSPSC

UNSPSC 6.01	30212010
UNSPSC 7.0901	39121610
UNSPSC 11	39121610
UNSPSC 12.01	39121610
UNSPSC 13.2	39121620

Approvals

Approvals

Approvals

GOST / GOST

Ex Approvals

Approvals submitted

Approval details

Surge protection device - TT-STTB-24 - 2858140

Approvals

GOST 

GOST 

Accessories

Accessories

End cover

End cover - TT-D-STTB BK - 2858496



End cover for TERMITRAB TT-STTB-..., width: 2.2 mm, color: Black

Labeled terminal marker

Zack Marker strip, flat - ZBF 6,LGS:FORTL.ZAHLEN - 0808749



Zack Marker strip, flat, Strip, white, labeled, Printed horizontally: Consecutive numbers 1 - 10, 11 - 20, etc. up to 91 - 100, Mounting type: Snap into flat marker groove, For terminal block width: 6.2 mm, Lettering field: 5.15 x 6.15 mm

Marker for terminal blocks - ZB 6,LGS:L1-N,PE - 1051414



Marker for terminal blocks, Strip, white, labeled, Can be labeled with: Plotter, Horizontal: L1, L2, L3, N, PE, L1, L2, L3, N, PE, Mounting type: Snap into tall marker groove, For terminal block width: 6.2 mm, Lettering field: 6.15 x 10.5 mm

Marker for terminal blocks - ZB 6,LGS:U-N - 1051430



Marker for terminal blocks, Strip, white, labeled, Can be labeled with: Plotter, Printed horizontally: U, V, W, N, GND, U, V, W, N, GND, Mounting type: Snap into tall marker groove, For terminal block width: 6.2 mm, Lettering field: 6.15 x 10.5 mm

Surge protection device - TT-STTB-24 - 2858140

Accessories

Zack marker strip - ZB 6,LGS:FORTL.ZAHLEN - 1051016



Zack marker strip, Strip, white, labeled, Can be labeled with: Plotter, Printed horizontally: Consecutive numbers 1 - 10, 11 - 20, etc. up to 491 - 500, Mounting type: Snap into tall marker groove, For terminal block width: 6.2 mm, Lettering field: 6.15 x 10.5 mm

Marker pen

Marker pen - B-STIFT - 1051993



Marker pen, for manual labeling of unprinted Zack strips, smear-proof and waterproof, line thickness 0.5 mm

Partition plate

Partition plate - ATP-STTB 4 - 3030747



Partition plate, Length: 88.7 mm, Width: 2 mm, Height: 53 mm, Color: gray

Terminal marking

Zack Marker strip, flat - ZBF 6:UNBEDRUCKT - 0808710



Zack Marker strip, flat, Strip, white, Unlabeled, Can be labeled with: Plotter, Mounting type: Snap into flat marker groove, For terminal block width: 6.2 mm, Lettering field: 5.15 x 6.15 mm

Zack Marker strip, flat - ZBF 6/WH-100:UNBEDRUCKT - 0808736



Zack Marker strip, flat, Strip, white, Unlabeled, Can be labeled with: Plotter, Mounting type: Snap into flat marker groove, For terminal block width: 6.2 mm, Lettering field: 5.15 x 6.15 mm

Surge protection device - TT-STTB-24 - 2858140

Accessories

Zack marker strip - ZB 6:UNBEDRUCKT - 1051003



Zack marker strip, Strip, white, Unlabeled, Can be labeled with: Plotter, Mounting type: Snap into tall marker groove, For terminal block width: 6.2 mm, Lettering field: 6.15 x 10.5 mm

Additional products

End cover - TT-D-STTB BK - 2858496



End cover for TERMITRAB TT-STTB-..., width: 2.2 mm, color: Black

Partition plate - ATP-STTB 4 - 3030747



Partition plate, Length: 88.7 mm, Width: 2 mm, Height: 53 mm, Color: gray

Shield connection - SSA 3-6 - 2839295



shield fast connections for conductor diameter 3 - 6 mm. Potential connection cable: 200 mm, black

Shield connection - SSA 5-10 - 2839512

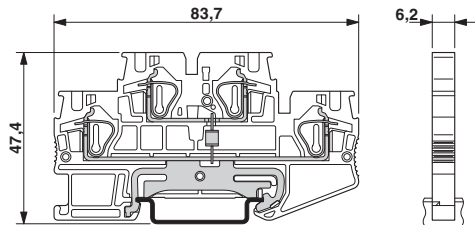


Shield fast connection for conductor diameters 5 - 10 mm. Potential connection cable: 200 mm, black

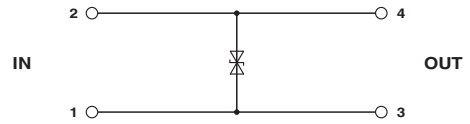
Drawings

Surge protection device - TT-STTB-24 - 2858140

Dimensioned drawing



Circuit diagram



Schematic diagram

