

**Ordering number C11716_ANNA-40-7-S**

Family	Anna-40-7	FWHM	(simulated) 12
Type	Lens array	Efficiency	(simulated) 0 %
LED	Double Dome (GM2BB)	cd/lm	-
Color	Clear	Gerber File	Available
Diameter	40 mm		
Height	10.7 mm		
Style	Round		
Optic Material	PMMA		
Holder Material	-		
Fastening	Glue, pin		
Status	Ready		

Ordering number C12289_ANNA-40-7-M2

Family	Anna-40-7	FWHM	(simulated) 36
Type	Lens array	Efficiency	(simulated) 0 %
LED	Double Dome (GM2BB)	cd/lm	-
Color	Clear	Gerber File	Available
Diameter	40 mm		
Height	10.7 mm		
Style	Round		
Optic Material	PMMA		
Holder Material	-		
Fastening	Glue, pin		
Status	Ready		

NOTE: The typical divergence will be changed by different color, chip size and chip position tolerance. The typical total divergence is the full angle measured where the luminous intensity is half of the peak value.



PRODUCT DATASHEET
Anna-40-7 series
last update 27/3/2012

SHARP

GENERAL INFORMATION

- Product series especially designed & optimized for Double Dome (GM2BB) series of LEDs.
- Special care taken to make light distribution as uniform as possible.
- Lens material optical grade PMMA with high UV and temperature resistance. Allows use of high current and temperature conditions.

Please find more information about used material from below:

http://ledil.fi/sites/default/files/Documents/Technical/Material/PMMA%20N%20UL94_Yellow%20Card.pdf

<http://ledil.fi/sites/default/files/Documents/Technical/Material/PMMA%20N%20PLEXIGLAS-Datasheet.pdf>

- Fastening to PCB with appropriate adhesive. By clicking link below you can find Ledil recommended glue options.

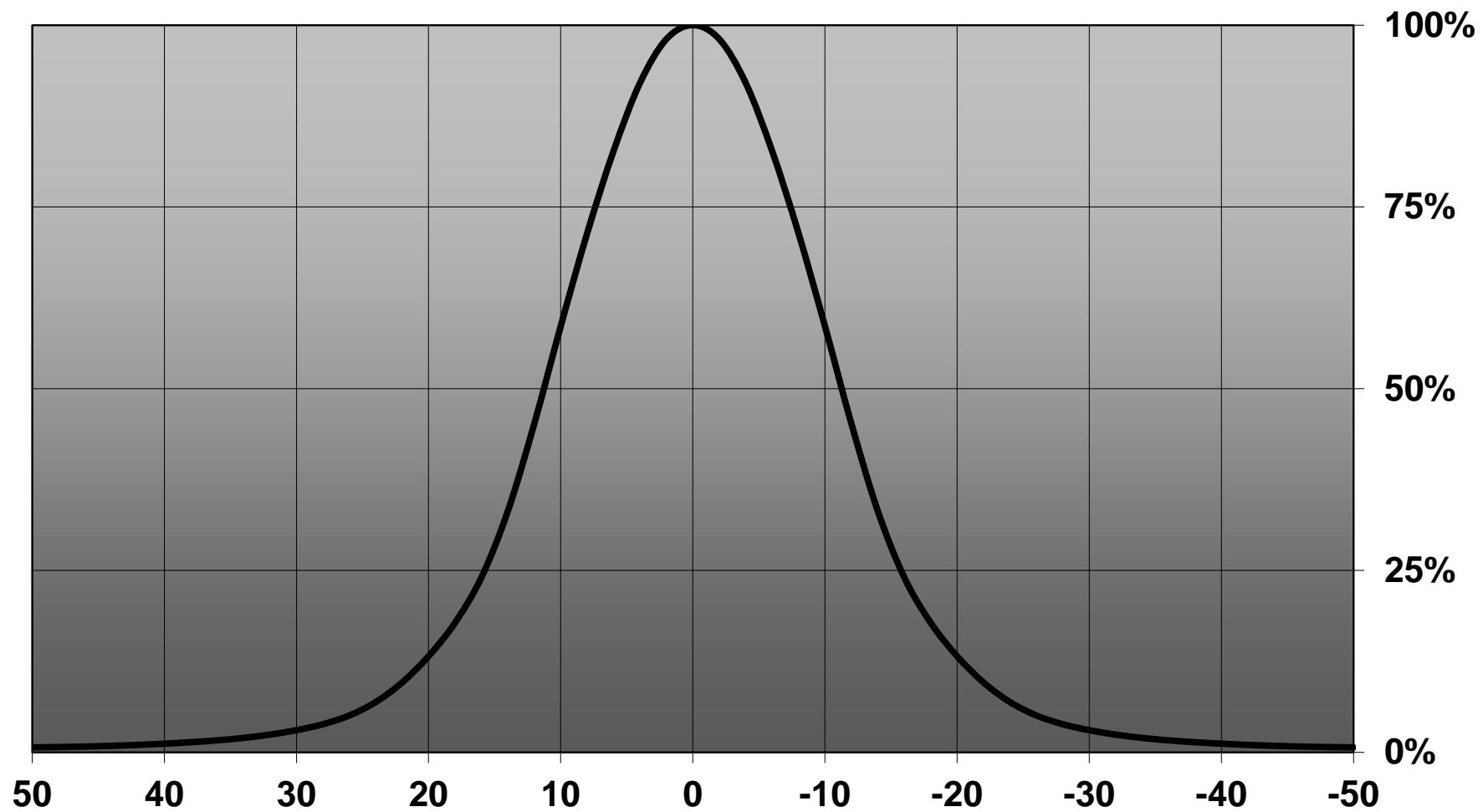
http://www.ledil.com/datasheets/DataSheet_GLUES.pdf

NOTE 1: We advise customer to ensure the suitability and sufficiency of the bond in the end product. For example, mechanical stress, vibration and holes on the surface of the circuit board weaken the strength of the glue.

NOTE 2: All surfaces where glue is applied must be clean, dry and free from grease and dirt. If cleaning of PCB surfaces is needed, please follow strictly the cleaning instructions of your LED manufacturer -this is important as cleaning shall under no circumstances damage LEDs or other electronics components on the PCB.

Further note that optical components shall not be cleaned with any chemicals - only micro fiber cloth may be used to remove fingerprints or other traces from handling.

Relative intensity of C12289_Anna-40-7-M2 (Rebel)



D

C

B

A

4

4

3

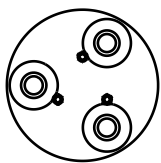
3

2

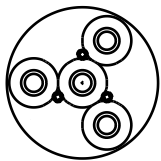
2

1

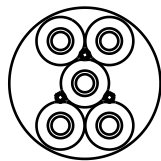
1



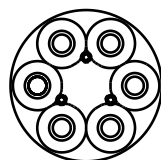
Anna-3



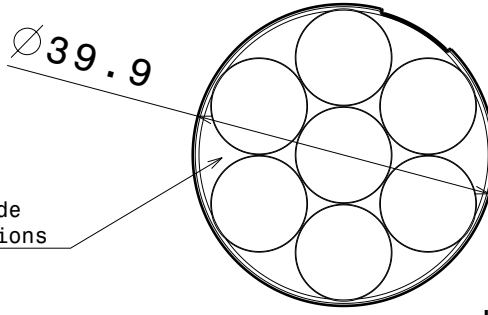
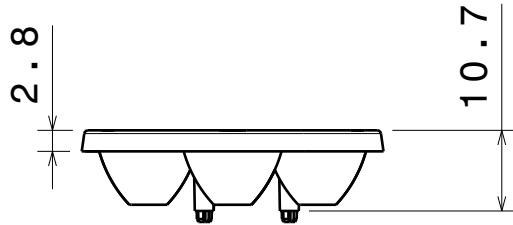
Anna-4



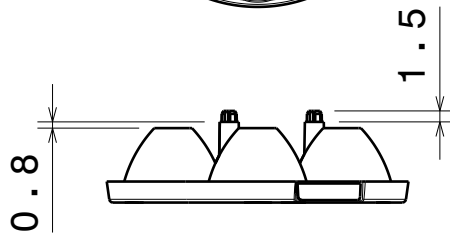
Anna-5



Anna-6

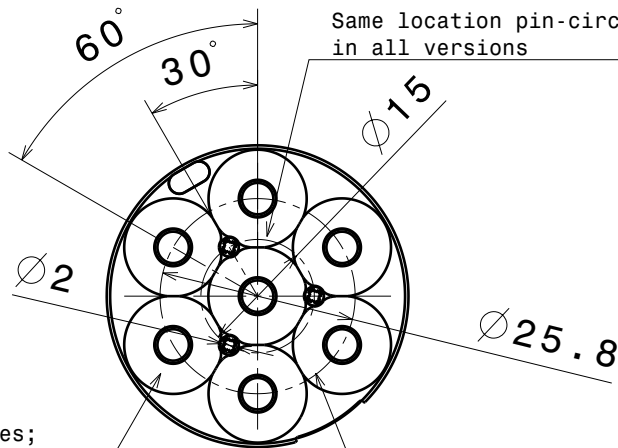


Anna-7



Same top side in all versions

Same location pin-circle in all versions



Number of cones varies; 3, 4, 5, 6 and 7pcs on bottom side depending the version.

Same led-circle in all versions

Material: PMMA

Versions:

- Anna-3-S
- Anna-3-M
- Anna-3-W
- Anna-4-S
- Anna-4-M
- Anna-4-W
- Anna-5-S
- Anna-5-M
- Anna-5-W
- Anna-6-S
- Anna-6-M
- Anna-6-W
- Anna-7-S
- Anna-7-M
- Anna-7-W

This drawing is our property. It can't be reproduced or communicated without our written agreement.



L
T
F
F

e
e
i
i
N
n

d

DRAWING TITLE

Datasheet Anna40-series Lens

DRAWN BY

DATE

p

12.10.2010

CHECKED BY

DATE

s n

12.10.2010

DESIGNED BY

DATE

hh

30.07.2010

SIZE

A4

DRAWING NUMBER

-

REV

1

SCALE

1:1

WEIGHT (g)

SHEET

1/1

D

A