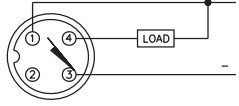
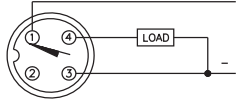
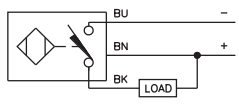
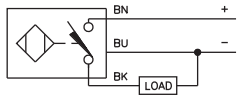


# TURCK

## Level Sensors - Capacitive



Housing Style	Part Number	ID Number	Features	Embeddable Range (mm)	Nonembed. Range (mm)	Output
<b>12 mm - Embeddable, eurofast® Connector</b> 	BC 3-M12-AN6X-0.2M-RS 4T	M2601190		3	3	3-Wire DC NPN
	BC 3-M12-AP6X-0.2M-RS 4T	M2601091		3	3	3-Wire DC PNP
<b>12 mm - Embeddable, Potted-In Cable</b> 	BC 3-M12-AN6X	M2601100		3	3	3-Wire DC NPN
	BC 3-M12-AP6X	M2601000		3	3	3-Wire DC PNP
<b>12 mm - Embeddable, eurofast Connector</b> 	BC 3-S12-AN6X-0.2M-RS 4T	M2601390		3	4.5	3-Wire DC NPN
	BC 3-S12-AP6X-0.2M-RS 4T	M2601291		3	4.5	3-Wire DC PNP
<b>12 mm - Embeddable, Potted-In Cable</b> 	BC 3-S12-AN6X	M2601300		3	4.5	3-Wire DC NPN
	BC 3-S12-AP6X	M2601200		3	4.5	3-Wire DC PNP
	BC 3-S12-AP6X/S100	M2601201	High Temp. 100°C	3	4.5	

Voltage	Switching Freq. (Hz)	Operating Current (mA)	Operating Temp. (°C)	Protection Class	Housing Mat.	Face	End Cap	Power LED	Output LED	Mating Cord, Cable Length/Jacket	Wiring Diagram #	Wiring Diagrams
10-30 VDC	100	≤200	-25 to +70	IP 67	CPB	ABS	PA	N/A	YE	RK 4T-*	1	<p><b>Diagram 1</b></p> 
10-30 VDC	100	≤200	-25 to +70	IP 67	CPB	ABS	PA	N/A	YE	RK 4T-*	2	<p><b>Diagram 2</b></p> 
10-30 VDC	100	≤200	-25 to +70	IP 67	CPB	ABS	PA	N/A	YE	2M/PVC	3	<p><b>Diagram 3</b></p> 
10-30 VDC	100	≤200	-25 to +70	IP 67	CPB	ABS	PA	N/A	YE	2M/PVC	4	<p><b>Diagram 4</b></p> 
10-30 VDC	100	≤200	-25 to +70	IP 67	PA 12-GF30		PA	N/A	YE	RK 4T-*	1	
10-30 VDC	100	≤200	-25 to +70	IP 67	PA 12-GF30		PA	N/A	YE	RK 4T-*	2	
10-30 VDC	200	≤200	-25 to +70	IP 67	PA 12-GF30		PA	N/A	YE	2M/PVC	3	
10-30 VDC	100	≤200	-25 to +70	IP 67	PA 12-GF30		PA	N/A	YE	2M/PVC	4	
10-30 VDC	100	≤200	-25 to +100	IP 67	PA 12-GF30		PA	N/A	YE	2M/PVC	4	

\* Length in meters..

CAPACITIVE