

PCB terminal block - SPT 16/ 8-V-10,0-ZB - 1735930

Please be informed that the data shown in this PDF Document is generated from our Online Catalog. Please find the complete data in the user's documentation. Our General Terms of Use for Downloads are valid (<http://phoenixcontact.com/download>)



PCB terminal block, Nominal current: 76 A, Nom. voltage: 1000 V, Pitch: 10 mm, Number of positions: 8, Connection method: Spring-cage connection, Mounting: Soldering, Color: green


The illustration shows a 5-position version

Why buy this product

- Fast connection technology thanks to tool-free direct plug-in principle
- Conductor connection direction: horizontal (90° -H) to the PCB
- Unlimited 600 V UL approval thanks to compact zigzag pinning
- SPT 16 Push-in spring-cage PCB terminal block for conductor cross sections up to 16 mm² and a current carrying capacity of 76 A
- Single-position terminal blocks with double pinning



Key commercial data

Packing unit	50 pc
Minimum order quantity	50 pc
GTIN	 4 046356 179577
Weight per Piece (excluding packing)	22.22 g
Custom tariff number	85369010
Country of origin	Bulgaria
Note	Made to Order (non-returnable)

Technical data

Dimensions

Pitch	10 mm
Dimension a	70 mm
Pin dimensions	1,2 x 1 mm
Pin spacing	15 mm
Hole diameter	1.7 mm

General

Range of articles	SPT 16/..-V
-------------------	-------------

PCB terminal block - SPT 16/ 8-V-10,0-ZB - 1735930

Technical data

General

Insulating material group	I
Rated surge voltage (III/3)	8 kV
Rated surge voltage (III/2)	8 kV
Rated surge voltage (II/2)	6 kV
Rated voltage (III/3)	1000 V
Rated voltage (III/2)	1000 V
Rated voltage (II/2)	1000 V
Connection in acc. with standard	EN-VDE
Nominal current I_N	76 A
Nominal cross section	16 mm ²
Maximum load current	76 A
Insulating material	PA
Solder pin surface	Sn
Inflammability class according to UL 94	V0
Stripping length	18 mm
Number of positions	8

Connection data

Conductor cross section solid min.	0.75 mm ²
Conductor cross section solid max.	16 mm ²
Conductor cross section stranded min.	0.75 mm ²
Conductor cross section stranded max.	16 mm ²
Conductor cross section stranded, with ferrule without plastic sleeve min.	0.75 mm ²
Conductor cross section stranded, with ferrule without plastic sleeve max.	16 mm ²
Conductor cross section stranded, with ferrule with plastic sleeve min.	0.75 mm ²
Conductor cross section stranded, with ferrule with plastic sleeve max.	10 mm ²
Conductor cross section AWG/kcmil min.	20
Conductor cross section AWG/kcmil max	4
2 conductors with same cross section, stranded, TWIN ferrules with plastic sleeve, min.	0.75 mm ²
2 conductors with same cross section, stranded, TWIN ferrules with plastic sleeve, max.	4 mm ²

Classifications

eCl@ss

eCl@ss 4.0	27141109
eCl@ss 4.1	27141109
eCl@ss 5.0	27141190
eCl@ss 5.1	27141190

PCB terminal block - SPT 16/ 8-V-10,0-ZB - 1735930

Classifications

eCl@ss

eCl@ss 6.0	27261101
eCl@ss 7.0	27440401
eCl@ss 8.0	27440401

ETIM

ETIM 3.0	EC001121
ETIM 4.0	EC002643
ETIM 5.0	EC002643

UNSPSC

UNSPSC 6.01	30211801
UNSPSC 7.0901	39121432
UNSPSC 11	39121432
UNSPSC 12.01	39121432
UNSPSC 13.2	39121432

Approvals

Approvals

Approvals

UL Recognized / cUL Recognized / SEV / CCA / IECCEB Scheme / EAC / cULus Recognized

Ex Approvals


Approvals submitted

Approval details

UL Recognized		
	B	C
mm ² /AWG/kcmil	20-4	20-4
Nominal current I _N	66 A	66 A
Nominal voltage U _N	600 V	600 V


PCB terminal block - SPT 16/ 8-V-10,0-ZB - 1735930

Approvals


cUL Recognized 		
	B	C
mm ² /AWG/kcmil	20-4	20-4
Nominal current I _N	66 A	66 A
Nominal voltage U _N	600 V	600 V

SEV	
mm ² /AWG/kcmil	16
Nominal current I _N	76 A
Nominal voltage U _N	1000 V

CCA	
Nominal current I _N	76 A
Nominal voltage U _N	1000 V

IECEE CB Scheme 	
Nominal current I _N	76 A
Nominal voltage U _N	1000 V

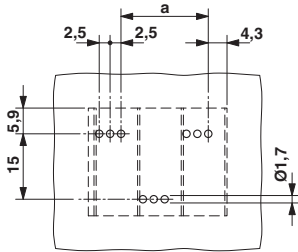
EAC

cULus Recognized 
--

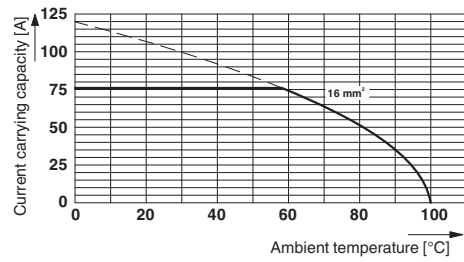
Drawings

PCB terminal block - SPT 16/ 8-V-10,0-ZB - 1735930

Drilling diagram



Diagram



Type: SPT 16/...-V-10,0-ZB
Test based on DIN EN 60512-5-2:2003-01
Reduction factor = 1
Number of positions: 5

Dimensioned drawing

