

# PCB terminal block - MKDS 1/14-3,5 - 1751361

Please be informed that the data shown in this PDF Document is generated from our Online Catalog. Please find the complete data in the user's documentation. Our General Terms of Use for Downloads are valid (<http://phoenixcontact.com/download>)

PCB terminal block, Nominal current: 13.5 A, Nom. voltage: 200 V, Pitch: 3.5 mm, Number of positions: 14, Connection method: Screw connection, Mounting: Soldering, Conductor/PCB connection direction: 0 °, Color: green




The figure shows a 10-position version of the product

## Why buy this product

- Single-row type with horizontal connection direction



## Key commercial data

Packing unit	50 pc
GTIN	 4 017918 103927
Weight per Piece (excluding packing)	6.55 g
Custom tariff number	85369010
Country of origin	Germany

## Technical data

### Dimensions

Length	7.3 mm
Height	8.5 mm
Width	7.3 mm
Pitch	3.5 mm
Dimension a	45.5 mm
Pin dimensions	0,5 x 0,9 mm
Hole diameter	1.1 mm

### General

Range of articles	MKDS 1
Insulating material group	I
Rated surge voltage (III/3)	2.5 kV
Rated surge voltage (III/2)	2.5 kV
Rated surge voltage (II/2)	2.5 kV

# PCB terminal block - MKDS 1/14-3,5 - 1751361

## Technical data

### General

Rated voltage (III/3)	160 V
Rated voltage (III/2)	200 V
Rated voltage (II/2)	400 V
Connection in acc. with standard	EN-VDE
Nominal current $I_N$	13.5 A
Nominal cross section	1.5 mm <sup>2</sup>
Insulating material	PA
Solder pin surface	Sn
Inflammability class according to UL 94	V0
Stripping length	5 mm
Number of positions	14
Screw thread	M2
Tightening torque, min	0.22 Nm
Tightening torque max	0.25 Nm

### Connection data

Conductor cross section solid min.	0.14 mm <sup>2</sup>
Conductor cross section solid max.	1.5 mm <sup>2</sup>
Conductor cross section stranded min.	0.14 mm <sup>2</sup>
Conductor cross section stranded max.	1.5 mm <sup>2</sup>
Conductor cross section stranded, with ferrule without plastic sleeve min.	0.25 mm <sup>2</sup>
Conductor cross section stranded, with ferrule without plastic sleeve max.	0.5 mm <sup>2</sup>
Conductor cross section stranded, with ferrule with plastic sleeve min.	0.25 mm <sup>2</sup>
Conductor cross section stranded, with ferrule with plastic sleeve max.	0.5 mm <sup>2</sup>
Conductor cross section AWG/kcmil min.	26
Conductor cross section AWG/kcmil max	16
2 conductors with same cross section, solid min.	0.14 mm <sup>2</sup>
2 conductors with same cross section, solid max.	0.5 mm <sup>2</sup>
2 conductors with same cross section, stranded min.	0.14 mm <sup>2</sup>
2 conductors with same cross section, stranded max.	0.34 mm <sup>2</sup>

## Classifications

### eCl@ss

eCl@ss 4.0	27141109
eCl@ss 4.1	27141109
eCl@ss 5.0	27141190
eCl@ss 5.1	27141190
eCl@ss 6.0	27261101
eCl@ss 7.0	27440401

# PCB terminal block - MKDS 1/14-3,5 - 1751361

## Classifications

eCl@ss

eCl@ss 8.0	27440401
------------	----------

ETIM

ETIM 3.0	EC001121
ETIM 4.0	EC002643
ETIM 5.0	EC002643

UNSPSC

UNSPSC 6.01	30211801
UNSPSC 7.0901	39121432
UNSPSC 11	39121432
UNSPSC 12.01	39121432
UNSPSC 13.2	39121432

## Approvals

Approvals


Approvals


CSA / UL Recognized / SEV / cUL Recognized / CCA / IECCEB Scheme / SEV / EAC / cULus Recognized

Ex Approvals

Approvals submitted

## Approval details

CSA 		
	B	D
mm <sup>2</sup> /AWG/kcmil	28-16	28-16
Nominal current I <sub>N</sub>	10 A	10 A
Nominal voltage U <sub>N</sub>	150 V	300 V


UL Recognized 		
	B	D
mm <sup>2</sup> /AWG/kcmil	30-16	30-16

# PCB terminal block - MKDS 1/14-3,5 - 1751361


## Approvals

	B	D
Nominal current IN	10 A	10 A
Nominal voltage UN	300 V	300 V

SEV	
mm <sup>2</sup> /AWG/kcmil	1.5
Nominal current IN	12 A
Nominal voltage UN	125 V


cUL Recognized 		
	B	D
mm <sup>2</sup> /AWG/kcmil	30-16	30-16
Nominal current IN	10 A	10 A
Nominal voltage UN	300 V	300 V

CCA
-----

IECEE CB Scheme 
---

SEV	
mm <sup>2</sup> /AWG/kcmil	1.5
Nominal current IN	12 A
Nominal voltage UN	125 V

EAC
-----

cULus Recognized 
--

## Accessories

Accessories

Labeled terminal marker

## PCB terminal block - MKDS 1/14-3,5 - 1751361

### Accessories

Marker card - SK 3,5/2,8:FORTL.ZAHLEN - 0804073



Marker card, Card, white, labeled, Horizontal: Consecutive numbers 1 - 10, 11 - 20, etc. up to 91 - 99, Mounting type: Adhesive, for terminal block width: 3.5 mm, Lettering field: 3.5 x 2.8 mm

### Screwdriver tools

Screwdriver - SZS 0,4X2,5 VDE - 1205037



Screwdriver, slot-headed, VDE insulated, size: 0.4 x 2.5 x 80 mm, 2-component grip, with non-slip grip

### Drawings

Drilling diagram

