

DETAILS

Product Number	C12948_LENA-WAS
Family	Lena
Type	Reflector
Color	metal
Diameter	111 mm
Height	37 mm
Style	round
Optic Material	PC
Holder Material	
Fastening	glue
Status	ready
ROHS Compliant	Yes
Date Updated	12/06/2015

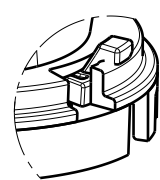
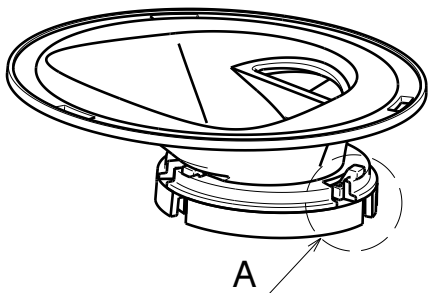


OPTICAL PROPERTIES

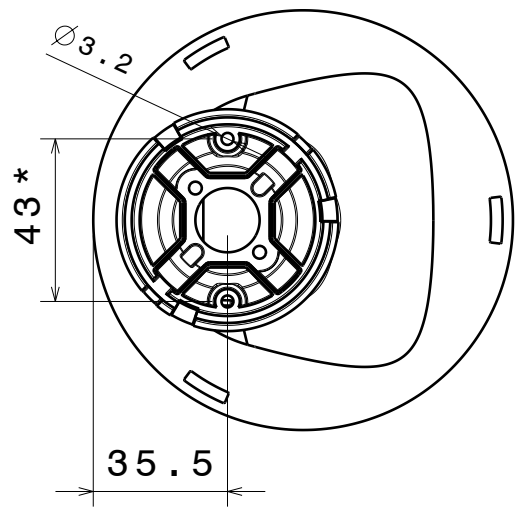
LED	Viewing Angle	Light Beam	Efficiency	cd/lm	Connector
Soleriq P13	Asym deg	Asymmetric	87 %	1.070	IDEAL: 50-2101CR + Lena(50-2100LN)
CXA/B 30xx	sim: Asymmetric	Asymmetric	sim: 85 %	sim: 1.130	IDEAL: 50-2234C + Lena(50-2100LN)
CLL03x/CLU034	Asymmetric deg	Asymmetric	87 %	1.100	A.A.G. STUCCHI: 8101/G2 + S-8000/11
CLL04x/CLU044	Asym deg	Asymmetric	80 %	0.800	A.A.G. STUCCHI: 8102/G2 + S-8000/12

D C B A

4

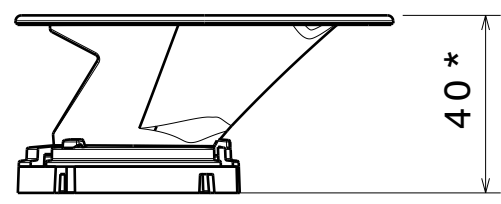


Detail A
Fitting to base part



4

3



Front view

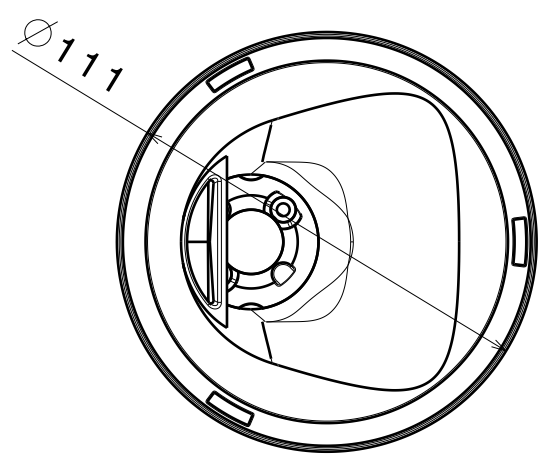
3

*Dimension with CXA20-led base part

Materials:
Base part, White PC.
Reflector, PC with metal coating and clear lacquer.
(Optional sub lens, PC)

Tolerances for dimensions:
0-20mm tolerance value +/-0.1mm
21-45mm tolerance value +/-0.2mm
46-90mm tolerance value +/-0.3mm
91-100mm tolerance value +/-0.4mm
101-mm tolerance value +/-0.5mm

Note:
Optional sublenses available, increases assembly height by 3-4mm depending style.



2

2

This drawing is our property. It can't be reproduced or communicated without our written agreement.		 Ledil Oy Salorankatu 10 FIN 24240 SALO Finland	
DRAWING TITLE			
Datasheet LENA-WAS reflector			
DRAWN BY	DATE	SIZE	DRAWING NUMBER
pv	31.05.2012	A4	-
CHECKED BY	DATE	SCALE	REV
vs	30.05.2012	1:2	1
DESIGNED BY	DATE	WEIGHT (g)	SHEET
hh	16.05.2012		1 / 1

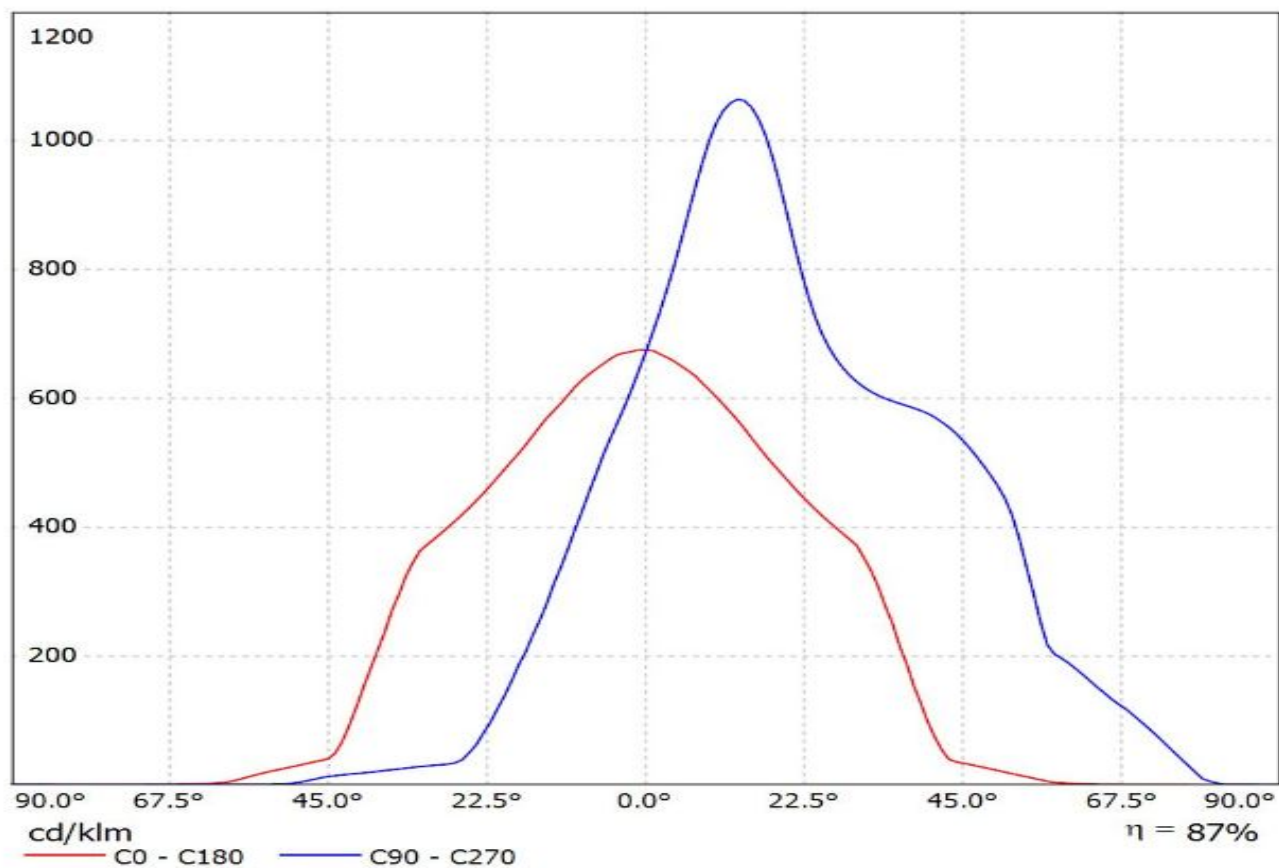
1

1

D A

Luminaire: LEDiL Oy C12948_LENA-WAS_(SOLERIQ_P13)

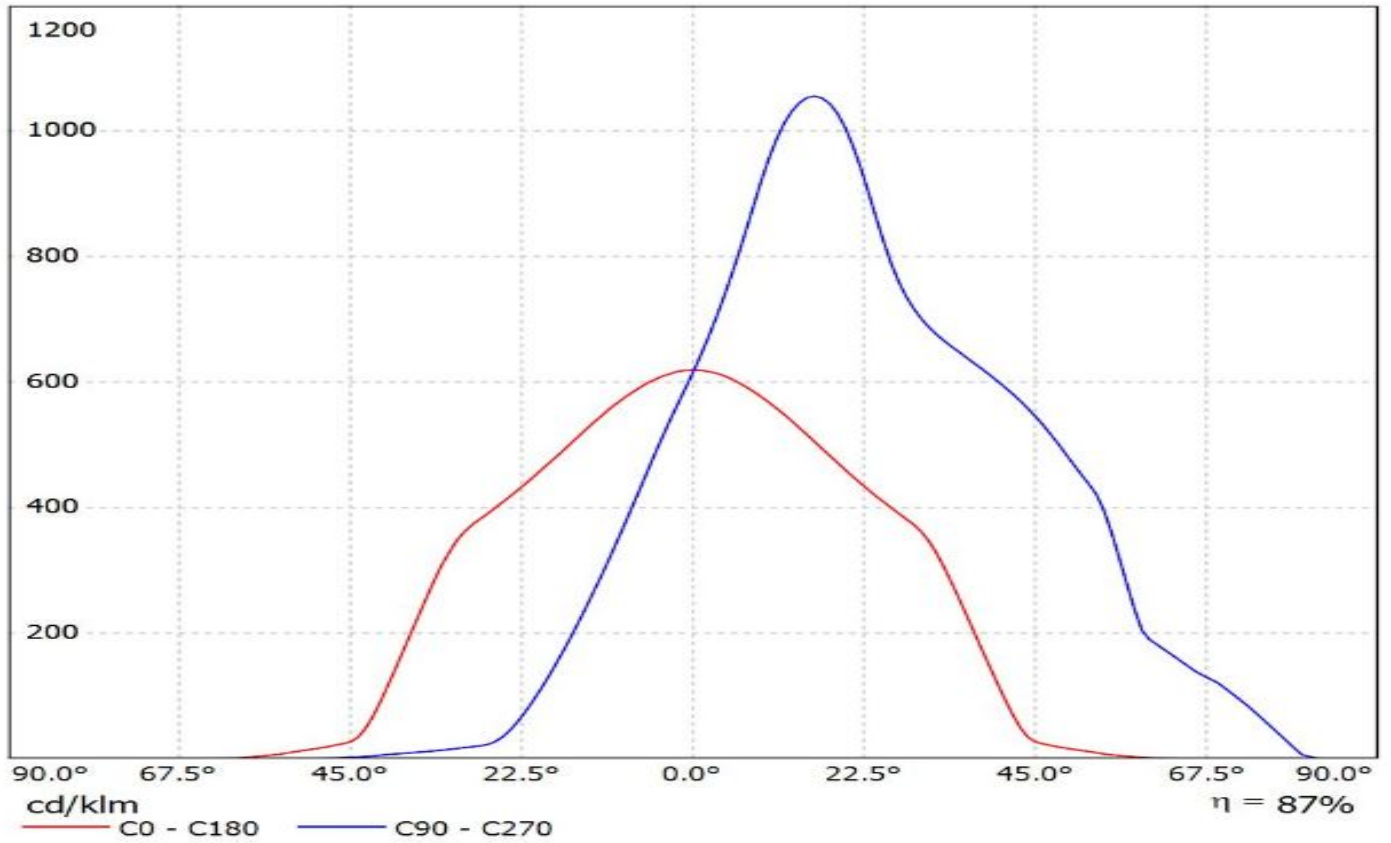
Lamps: 1 x SOLERIQ_P13_(GW_MAGMB1.EM)_1018.49lm@250mA_CCT=3000K_P=8.79046W_I=249.8mA



Ledil C12948_LENA-WAS_(CLU034+_8101-G2+_S-8000-11) / LDC (Linear)

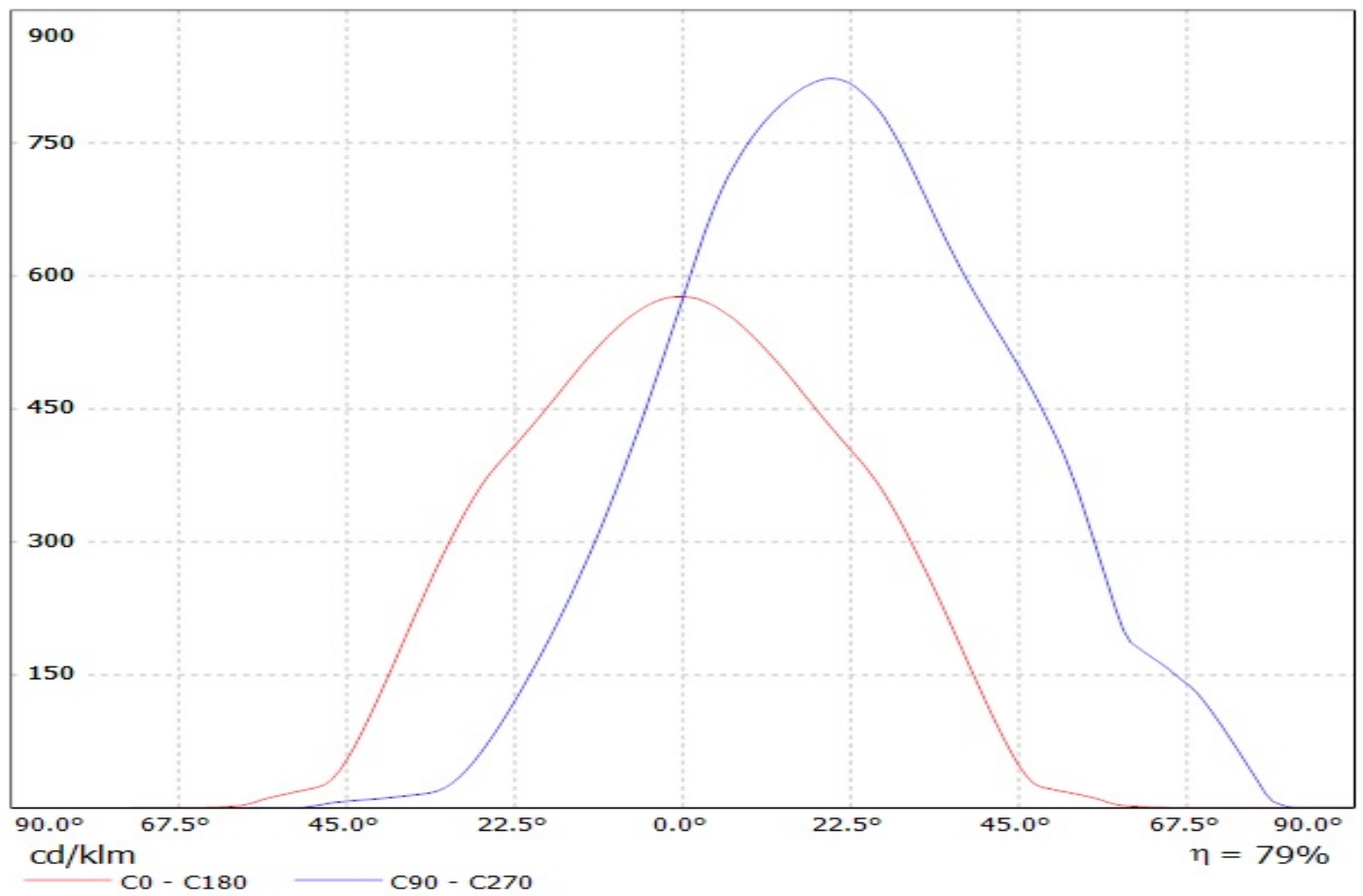
Luminaire: Ledil C12948_LENA-WAS_(CLU034+_8101-G2+_S-8000-11)

Lamps: 1 x Citizen_CLU034_(1205B8-303M1A2)_1178.79lm@250mA_P=8.5W_I=0.25A



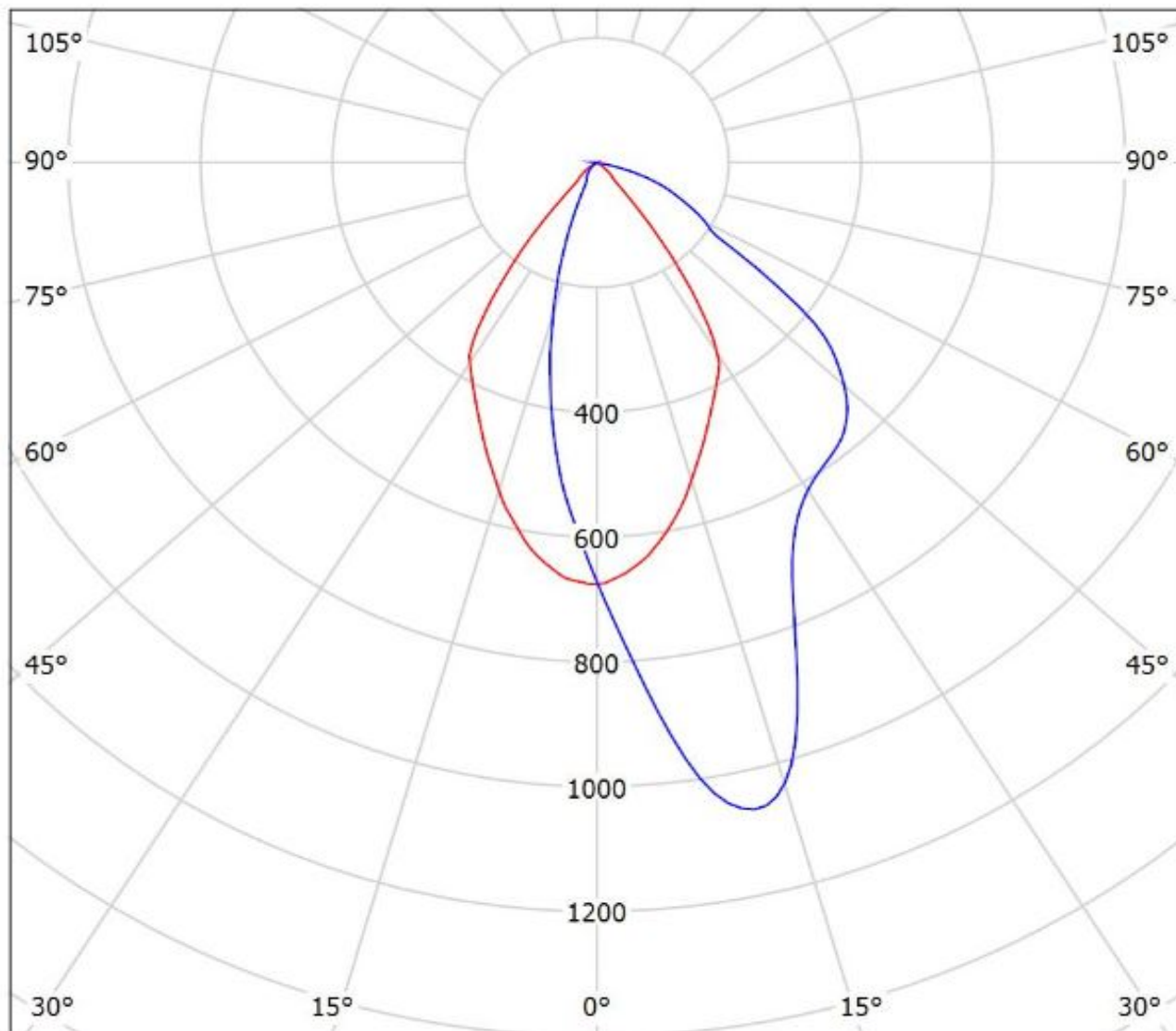
Luminaire: LEDiL Oy C12948_LENA-WAS_(CLU044_+_8102-G2_+_S-8000-12)

Lamps: 1 x Citizen_CLU044_(1212B8-303M1A2)_546.982lm@100mA_P=3.2W_I=0.1A



Luminaire: LEDiL Oy C12948_LENA-WAS_(SOLERIQ_P13)

Lamps: 1 x SOLERIQ_P13_(GW_MAGMB1.EM)_1018.49lm@250mA_CCT=3000K_P=8.79046W_I=249.8mA



cd/klm

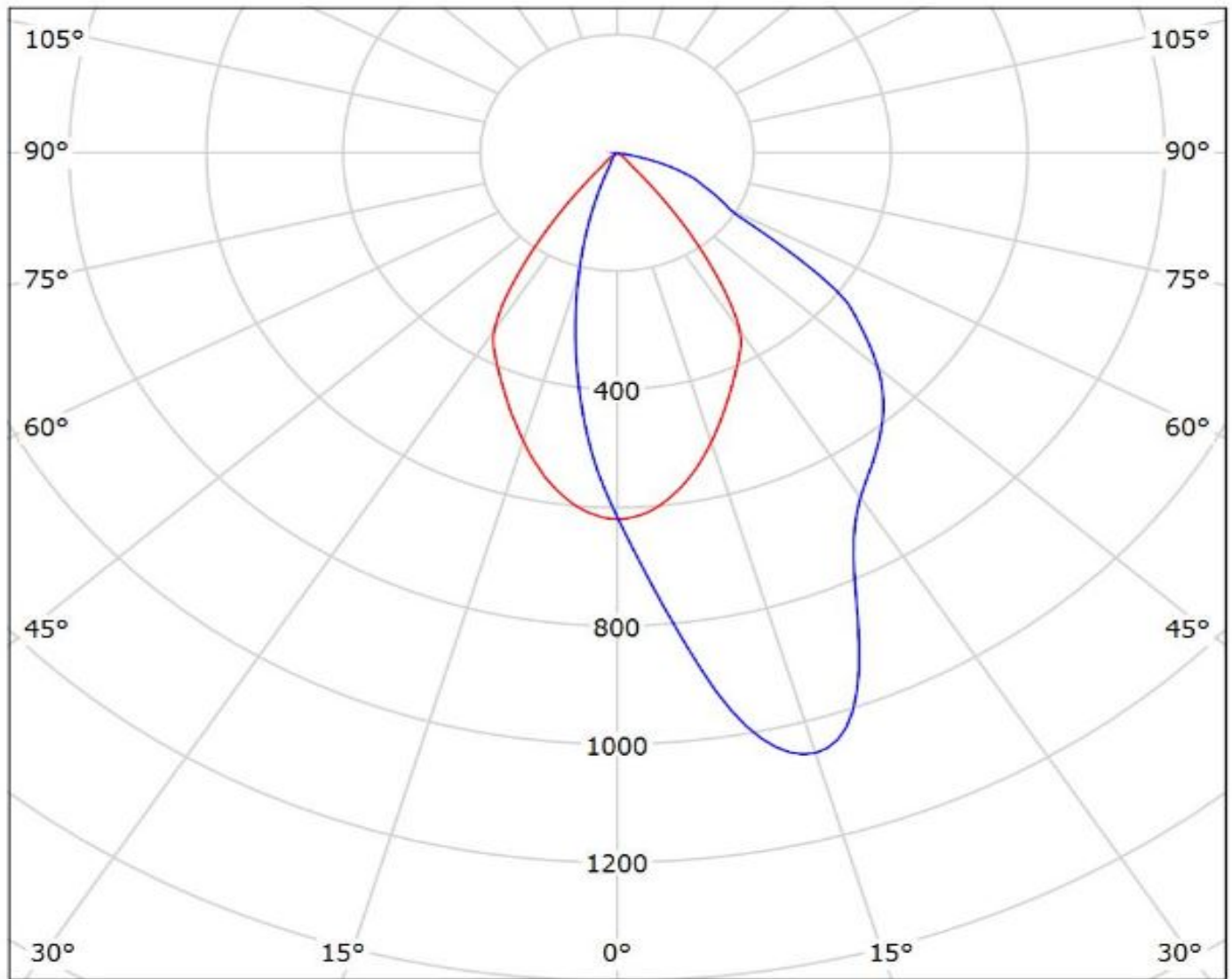
— C0 - C180 — C90 - C270

$\eta = 87\%$

Ledil C12948_LENA-WAS_(CLU034+_8101-G2+_S-8000-11)/LDC (Polar)

Luminaire: Ledil C12948_LENA-WAS_(CLU034+_8101-G2+_S-8000-11)

Lamps: 1 x Citizen_CLU034_(1205B8-303M1A2)_1178.79lm@250mA_P=8.5W_I=0.25A



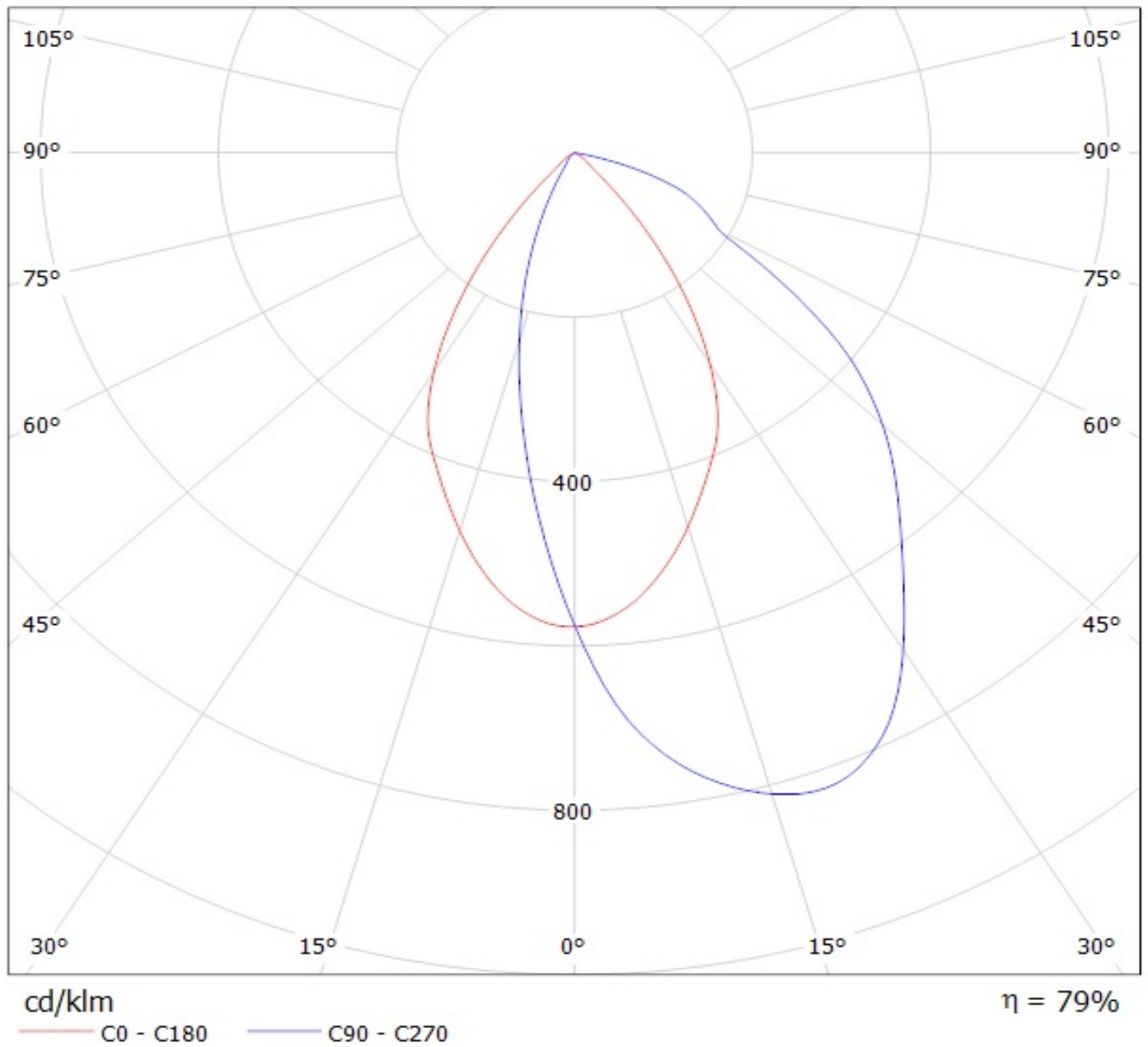
cd/klm

— C0 - C180 — C90 - C270

$\eta = 87\%$

Luminaire: LEDiL Oy C12948_LENA-WAS_(CLU044+_8102-G2+_S-8000-12)

Lamps: 1 x Citizen_CLU044_(1212B8-303M1A2)_546.982lm@100mA_P=3.2W_I=0.1A



NOTE: The typical divergence will be changed by different color, chip size and chip position tolerance. The typical total divergence is the full angle measured where the luminous intensity is half of the peak value.

GENERAL INFORMATION

- Product series especially designed & optimized for series of LEDs.
- Special care taken to make light distribution as uniform as possible.
- Reflector is made of aluminium coated PC (120 degrees of Celcius / 248 degrees of Fahrenheit) with protective lacquer (short term 100 degrees of Celcius / 212 degrees of Fahrenheit).
- Fastening to PCB with appropriate adhesive. By clicking link below you can find Ledil recommended glue options.
http://www.ledil.com/datasheets/DataSheet_GLUES.pdf

Note! Due to use of high power COB's with this product, special attention to proper thermal design is highly recommended. LEDiL has no liability for direct, indirect or consecutive damages arising from the LEDiL products being used outside of the recommended temperature range.

NOTE 1: We advise customer to ensure the suitability and sufficiency of the bond in the end product. For example, mechanical stress, vibration and holes on the surface of the circuit board weaken the strength of the glue.

NOTE 2: All surfaces where glue is applied must be clean, dry and free from grease and dirt. If cleaning of PCB surfaces is needed, please follow strictly the cleaning instructions of your LED manufacturer -this is important as cleaning shall under no circumstances damage LEDs or other electronics components on the PCB.

Further note that optical components shall not be cleaned with any chemicals - only micro fiber cloth may be used to remove fingerprints or other traces from handling.