NO	DESCRIPTION	DATE
1	ADD VSWR	10.31.14'

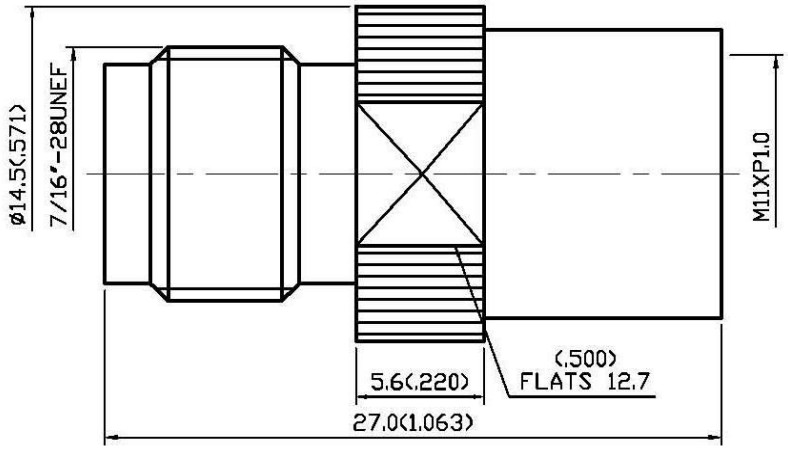

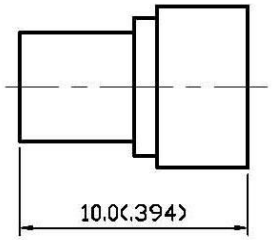

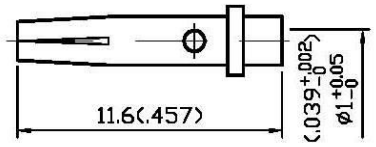

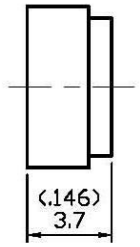

1.0 ELECTRICAL

1.1 FREQUENCY RANGE: DC–11 GHz
1.2 NOMINAL IMPEDANCE: 50 OHMS
1.3 VOLTAGE RATING: 500 VOLTS MAX.
1.4 VSWR: 1.3 MAX. @3 GHz 1

2.0 MATERIALS

2.1 BODIES: BRASS PER JIS–C3604
2.2 CENTER CONTACT: BERYLLIUM COPPER PER ASTM B196 UNS C17300
2.3 INSULATION: TEFLON PER ASTM D1457 AND ASTM D1710

3.0 FINISHES AND OTHERS

3.1 SEE BELOW TABLE FOR DETAILS.

4.0 MECHANICAL

4.1 FOR USE WITH RG58U OR SIMILAR STYLE CABLE
4.2 CABLE ATTACHMENT: OUTER: CLAMP, INNER: SOLDER

5.0 ENVIRONMENTAL

5.1 OPERATING TEMPERATURE RANGE: –65° C TO +165° C

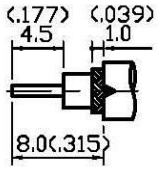

STRIPPING DIMENSION
SCALE 2:1

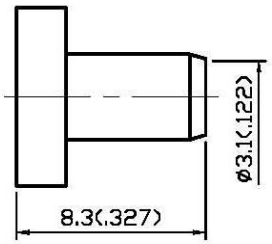

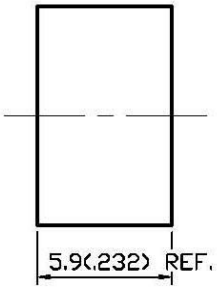

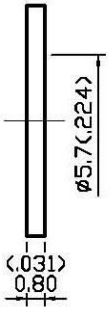

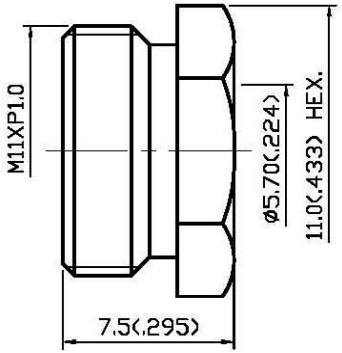

8	NUT	BRASS	1	SILVER 70μ" MIN.
7	WASHER	BRASS	1	SILVER 70μ" MIN.
6	GASKET	SILICONE	1	RED
5	BRAID CLAMP	BRASS	1	SILVER 70μ" MIN.
4	INSULATION II	TEFLON	1	NONE
3	CENTER CONTACT	BERYLLIUM COPPER	1	SILVER 70μ" MIN.
2	INSULATION I	TEFLON	1	NONE
1	BODY	BRASS	1	SILVER 70μ" MIN.
NO	*DESCRIPTION*	*MATERIAL*	*Q'TY*	*FINISH*

APPROVED by _____ DATE: _____

DESCRIPTION	TNC STRAIGHT JACK CLAMP								
製圖	DRAWN: Yoko	TOLERANCE		品名 TITLE	15-07-5 T.S.S 58U (50Ω) \RoHS COMPLIANT	日期	DATE 02.24.93'	版次	REV. B-1
檢圖	CHECK: Arc	.X	±0.2	單位	UNIT mm(in)	DWG.NO.	15-0032		
認定	APPROVAL: Angela	.XX	±0.1						
		.XXX	±0.05	比例	SCALE 4:1				
		ANGLE	±5°						