NO	DESCRIPTION	DATE
1	MODIFY DESIGN	07.17.08'
2	350 ⟶ 335	11.05.11'
3	ø2.3±0.03 ⟶ ø2.3±0.05 WORKING VOLTAGE ⟶ VOLTAGE RATING DEL PROOF VOLTAGE	05.23.13'

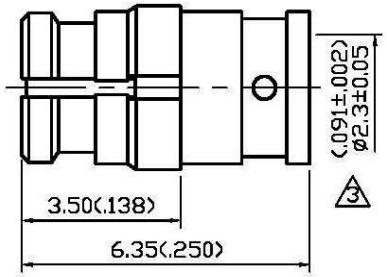

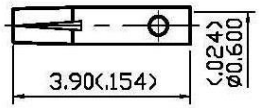

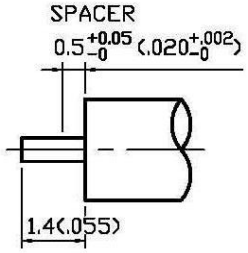

STRIPPING DIMENSION

1.0 ELECTRICAL

1.1 FREQUENCY RANGE: DC–18 GHz
1.2 NOMINAL IMPEDANCE: 50 OHMS
1.3 VOLTAGE RATING: 335 VOLTS MAX. 2 3
1.4 VSWR: 1.3 MAX.

2.0 MATERIALS

2.1 BODIES:BERYLLIUM COPPER PER ASTM B196 UNS C17300
2.2 CENTER CONTACT: BERYLLIUM COPPER PER ASTM B196 UNS C17300
2.3 INSULATION: TEFLON PER ASTM D1457 AND ASTM D1710

3.0 FINISHES AND OTHERS

3.1 SEE BELOW TABLE FOR DETAILS.

4.0 MECHANICAL

4.1 INTERFACE IN ACCORDANCE WITH: MIL–STD–348A
4.2 FOR USE WITH RG405 OR SIMILAR STYLE CABLE
4.3 CABLE ATTACHMENT: OUTER: SOLDER, INNER: SOLDER

5.0 ENVIRONMENTAL

5.1 OPERATING TEMPERATURE RANGE: –65° C TO +165° C

NO	DESCRIPTION	MATERIAL	Q'TY	FINISH
5	CENTER CONTACT	BERYLLIUM COPPER	1	GOLD 30μ" MIN.
4	BODY	BERYLLIUM COPPER	1	GOLD 3μ" MIN.
3	ANTI–ROCK RING	BERYLLIUM COPPER	1	GOLD 3μ" MIN.
2	EMI RING	BERYLLIUM COPPER	1	GOLD 3μ" MIN.
1	INSULATION	TEFLON	1	NONE

APPROVED by _____ DATE: _____

DESCRIPTION	SMP STRAIGHT JACK SOLDER								
製圖	DRAWN: Yoko	TOLERANCE		品名 TITLE	48–01 T.G.G RG405 (50Ω) \ROHS COMPLIANT	日期	DATE: 08.28.02'	版次	REV.: A–3
檢圖	CHECK: Arc	.X	±0.2	單位	UNIT: mm(in)	DWG.NO.	48–0001		
		.XX	±0.1						
認定	APPROVAL: Jenny	.XXX	±0.05	比例	SCALE: 8:1				
		ANGLE	±5°						