

Sensor/Actuator cable - SAC-5P-MS/10,0-186/FS SCO - 1518452

Please be informed that the data shown in this PDF Document is generated from our Online Catalog. Please find the complete data in the user's documentation. Our General Terms of Use for Downloads are valid (<http://phoenixcontact.com/download>)



Sensor/Actuator cable, 5-position, PUR, black-gray RAL 7021, Plug straight M12 SPEEDCON, A-coded, on Socket straight M12 SPEEDCON, A-coded, Cable length: 10 m

Why buy this product

- ✓ Easy and safe: 100% electrically tested plug-in components
- ✓ Save time, thanks to installation with SPEEDCON fast locking system
- ✓ High-performance: connectors and cables with a large conductor cross section for power supply



Key commercial data

Packing unit	1 pc
GTIN	 4 017918 968571
Weight per Piece (excluding packing)	667.1 g
Custom tariff number	85444290
Country of origin	Poland

Technical data

Dimensions

Length of cable	10 m
-----------------	------

Ambient conditions

Ambient temperature (operation)	-25 °C ... 90 °C (Plug / socket)
Degree of protection	IP65
	IP67
	IP68

General

Rated current at 40°C	4 A
Rated voltage	60 V
Number of positions	5
Contact resistance	≤ 5 mΩ

Sensor/Actuator cable - SAC-5P-MS/10,0-186/FS SCO - 1518452

Technical data

General

Insulation resistance	≥ 100 MΩ
Coding	A - standard
Status display	No
Protective circuit/component	Unwired
Surge voltage category	II
Pollution degree	3
Insertion/withdrawal cycles	≥ 100

Material

Inflammability class according to UL 94	HB
Contact material	CuSn
Contact surface material	Ni/Au
Contact carrier material	TPU GF
Material of grip body	TPU, hardly inflammable, self-extinguishing
Material, knurls	Zinc die-cast, nickel-plated
Sealing material	NBR

Cable

Cable type	PUR POWER 0.75 mm ² black
Cable type (abbreviation)	186
Cable abbreviation	LiY11Y
Conductor cross section	5x 0.75 mm ² (power line)
AWG signal line	18
Conductor structure signal line	42x 0.15 mm
Core diameter including insulation	1.7 mm ±0.05 mm
Thickness, insulation	≥ 0.23 mm (Core insulation)
	≥ 0.76 mm (Outer cable sheath)
Wire colors	Brown, white, blue, black, gray
Overall twist	5 wires around filler to the core
External sheath, color	black-gray RAL 7021
External cable diameter D	6.3 mm ±0.2 mm
Smallest bending radius, movable installation	63 mm
Number of bending cycles	2000000
Bending radius	63 mm
Traversing path	5 m
Traversing rate	3 m/s
Acceleration	5 m/s ²
Cable weight	67 kg/km
Outer sheath, material	PUR
Material conductor insulation	PVC
Conductor material	Bare Cu litz wires
Insulation resistance	≥ 1 MΩ*km (at 20 °C)

Sensor/Actuator cable - SAC-5P-MS/10,0-186/FS SCO - 1518452

Technical data

Cable

Conductor resistance	max. 26 Ω/km (at 20 °C)
Nominal voltage, cable	≤ 300 V
Test voltage, cable	≥ 3000 V
Flame resistance	in accordance with DIN UL-Style 20549
Ambient temperature (operation)	-25 °C ... 80 °C (cable, fixed installation)
	-5 °C ... 80 °C (cable, flexible installation)

Classifications

eCl@ss

eCl@ss 4.0	27060306
eCl@ss 4.1	27060306
eCl@ss 5.0	27061801
eCl@ss 5.1	27061801
eCl@ss 6.0	27061801
eCl@ss 7.0	27061801
eCl@ss 8.0	27279218

ETIM

ETIM 2.0	EC000830
ETIM 3.0	EC001855
ETIM 4.0	EC001855
ETIM 5.0	EC001855

UNSPSC

UNSPSC 6.01	31251501
UNSPSC 7.0901	31251501
UNSPSC 11	31251501
UNSPSC 12.01	31251501
UNSPSC 13.2	31251501

Approvals

Approvals

Approvals

UL Listed / cUL Listed / cULus Listed

Ex Approvals

Sensor/Actuator cable - SAC-5P-MS/10,0-186/FS SCO - 1518452

Approvals

Approvals submitted

Approval details

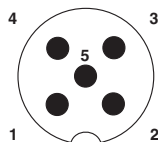
UL Listed	
Nominal current IN	4 A
Nominal voltage UN	125 V

cUL Listed	
Nominal current IN	4 A
Nominal voltage UN	125 V

cULus Listed	
--------------	--

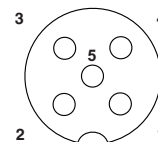
Drawings

Schematic diagram




Pin assignment M12 male connector, 5-pos., A-coded, male side

Schematic diagram



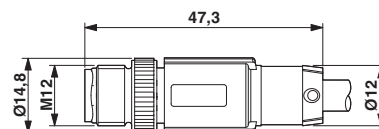
Pin assignment M12 socket, 5-pos., A-coded, socket side view

Cable cross section



PUR POWER 0.75 mm² black [186]

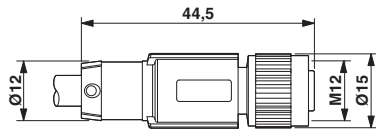
Dimensioned drawing



M12 x 1 plug, straight

Sensor/Actuator cable - SAC-5P-MS/10,0-186/FS SCO - 1518452

Dimensioned drawing



Circuit diagram



M12 x 1 socket, straight

Contact assignment of the M12 plug and the M12 socket