



Price\* : 111.30 GBP



### Main

Range of product	Zelio Control
Product or component type	Modular measurement and control relays
Relay type	Motor temperature control relay
Product specific application	For 3-phase supply
Relay name	RM35TM
Relay monitored parameters	Motor temperature via PTC probe Phase failure detection Phase sequence
Time delay type	Fixed 0.3 s
Switching capacity in VA	1250 VA
Measurement range	0...20 Ohm short-circuit detection 208...480 V voltage AC

### Complementary

Reset time	10000 ms for output
Maximum switching voltage	250 V AC 250 V DC
Minimum switching current	10 mA at 5 V DC
Maximum switching current	5 A AC 5 A DC
Supply voltage limits	20.4...264 V AC 20.4...264 V DC
Power consumption in VA	0...4 VA at 24...240 V AC
Power consumption in W	<= 0.5 W DC
Control circuit frequency	50...60 Hz +/- 10 %
Resistance across terminals	602 mOhm
Output contacts	2 NO
Nominal output current	5 A

Disclaimer: This documentation is not intended as a substitute for and is not to be used for determining suitability or reliability of these products for specific user applications

Measurement voltage limits	176...528 V AC
Run-up delay at power-up	<= 500 ms
Voltage range	176...528 V
Response time	> 50 ms input Y1 (contact Y1-T1) and push-button
[Uc] control circuit voltage	<= 3.6 V of temperature control circuit (T1-T2 terminals open)
Short-circuit current	0.007 A temperature sensing circuit (T1-T2 terminals short circuited)
Resistance	<= 1500 Ohm for temperature sensor at 20 °C
Tripping threshold	3100 Ohm (+/- 10 % for temperature control circuit)
Reset threshold	1650 Ohm (+/- 10 % for temperature control circuit)
Marking	CE
Overvoltage category	III conforming to IEC 60664-1
Insulation resistance	> 500 MOhm at 500 V DC between supply and relay output conforming to IEC 60255-5 > 500 MOhm at 500 V DC between measurement and relay output conforming to IEC 60664-1 > 1 MOhm at 500 V DC between supply and measurement conforming to IEC 60255-5 > 500 MOhm at 500 V DC between supply and relay output conforming to IEC 60664-1 > 500 MOhm at 500 V DC between measurement and relay output conforming to IEC 60255-5 > 1 MOhm at 500 V DC between supply and measurement conforming to IEC 60664-1
[Ui] rated insulation voltage	400 V conforming to IEC 60664-1
Supply frequency	50/60 Hz +/- 10 %
Operating position	Any position without
Connections - terminals	Screw terminals 1 x 0.5...1 x 4 mm <sup>2</sup> - AWG 20...AWG 11, solid cable without cable end Screw terminals 2 x 0.5...2 x 2.5 mm <sup>2</sup> - AWG 20...AWG 14, solid cable without cable end Screw terminals 1 x 0.2...1 x 2.5 mm <sup>2</sup> - AWG 24...AWG 12, flexible cable with cable end Screw terminals 2 x 0.2...2 x 1.5 mm <sup>2</sup> - AWG 24...AWG 16, flexible cable with cable end
Tightening torque	0.6...1 N.m conforming to IEC 60947-1
Housing material	Self-extinguishing plastic
Local signalling	LED green for power ON LED yellow for phase of relay (R2) LED yellow for temperature of relay (R1)
Mounting support	35 mm symmetrical DIN rail conforming to EN/IEC 60715
Electrical durability	10000 cycles
Mechanical durability	<= 30000000 cycles
Operating rate	<= 360 operations/hour under full load
Utilisation category	AC-12 conforming to IEC 60947-5-1 AC-13 conforming to IEC 60947-5-1 AC-14 conforming to IEC 60947-5-1 AC-15 conforming to IEC 60947-5-1 DC-12 conforming to IEC 60947-5-1 DC-13 conforming to IEC 60947-5-1
Width	35 mm
Product weight	0.13 kg

## Environment

Immunity to microbreaks	20 ms at 20.4 V
Electromagnetic compatibility	Emission standard for industrial environments conforming to EN/IEC 61000-6-4 Emission standard for residential, commercial and light-industrial environments conforming to EN/IEC 61000-6-3 Immunity for industrial environments conforming to EN/IEC 61000-6-2
Standards	EN/IEC 60255-6 IEC 60034-11-2
Product certifications	CSA C-Tick GL GOST UL
Directives	89/336/EEC - electromagnetic compatibility 73/23/EEC - low voltage directive
Ambient air temperature for storage	-40...70 °C
Ambient air temperature for operation	-20...50 °C
Relative humidity	95 % at 55 °C conforming to IEC 60068-2-30

Vibration resistance	0.35 mm (f = 5...57.6 Hz) conforming to IEC 60068-2-6 1 gn (f = 57.6...150 Hz) conforming to IEC 60255-21-1
Shock resistance	15 gn for 11 ms conforming to IEC 60255-21-1
IP degree of protection	IP20 (terminals) conforming to IEC 60529 IP30 (casing) conforming to IEC 60529
Pollution degree	3 conforming to IEC 60664-1
Dielectric test voltage	2 kV 1 min AC 50 Hz
Non-dissipating shock wave	4 kV

### Offer Sustainability

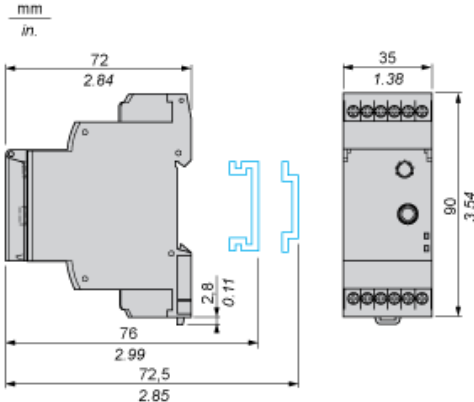
Sustainable offer status	Green Premium product
RoHS (date code: YYWW)	Compliant - since 0701 - Schneider Electric declaration of conformity <a href="#">Schneider Electric declaration of conformity</a>
REACH	Reference not containing SVHC above the threshold <a href="#">Reference not containing SVHC above the threshold</a>
Product environmental profile	Available <a href="#">Product environmental</a>
Product end of life instructions	Available <a href="#">End of life manual</a>

### Contractual warranty

Warranty period	18 months
-----------------	-----------

3-Phase Supply and Motor Temperature Control Relays

Dimensions and Mounting

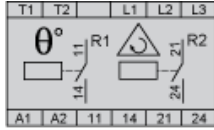


---

3-Phase Supply and Motor Temperature Control Relays

---

Wiring Diagram

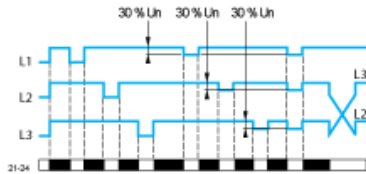


---


## Function Diagrams

---

### Phase Sequence Control and Phase Failure Detection (U measured < 0.7 x nominal supply voltage)



### Motor Temperature Control via PTC Probe



### Legend

Un Nominal 3-phase supply voltage

R T1-T2 Resistance between terminals T1 and T2

11-14 R1 output relay connections

Relay status: black color = energized.

NOTE: The temperature control relay can take up to 6 PTC (positive temperature coefficient) probes wired in series between terminals T1 and T2.