

# Cree® XLamp® CXA2540 LED



## PRODUCT DESCRIPTION

The XLamp CXA2540 LED array expands Cree’s family of high-flux, multi-die integrated arrays, offering high performance in an easy-to-use platform. With XLamp lighting-class reliability, the CXA2540’s uniform emitting surface enables both directional and non-directional lighting applications and luminaire and lamp designs. Available in 2-step and 4-step color consistency, and featuring a 19-mm optical source, the CXA2540 brings new levels of flux and efficacy to this form factor.

The CXA LED Design Guide provides basic information on the requirements to use the CXA2540 LED successfully in luminaire designs.<sup>1</sup>

## FEATURES

- Available in ANSI white bins as well as 4-step and 2-step EasyWhite® bins at 2700 K, 3000 K, 3500 K, 4000 K and 5000 K CCT
- Available in ANSI white bins as well as 4-step EasyWhite bins at 5700 K and 6500 K CCT
- Available in 70-, 80-, 90- and 93-minimum CRI options
- Forward voltage: 37 V
- 85 °C binning and characterization
- Maximum drive current: 2100 mA
- 115° viewing angle, uniform chromaticity profile
- Top-side solder connections
- Thermocouple attach point
- NEMA SSL-3 2011 standard flux bins
- Mechanical and optical footprint consistent with CXA2520 and CXA2530
- RoHS- and REACh-compliant
- UL-recognized component (E349212)

## TABLE OF CONTENTS

Characteristics .....	2
Operating Limits.....	2
Flux Characteristics, EasyWhite Order Codes and Bins .....	3
Flux Characteristics, ANSI White Order Codes and Bins .....	6
Relative Spectral Power Distribution .	9
Electrical Characteristics.....	9
Relative Luminous Flux.....	10
Typical Spatial Distribution.....	11
Performance Groups - Brightness....	11
Performance Groups - Chromaticity.	12
Cree EasyWhite Bins Plotted on the 1931 CIE Color Space .....	14
Cree ANSI White Bins Plotted on the 1931 CIE Color Space.....	15
Bin and Order Code Formats .....	16
Mechanical Dimensions.....	16
Thermal Design.....	17
Notes.....	18
Packaging.....	19

<sup>1</sup> Cree XLamp CXA LED Design Guide, Design Guide DG02, [www.cree.com/xlamp\\_app\\_notes/cxa\\_design\\_guide](http://www.cree.com/xlamp_app_notes/cxa_design_guide)



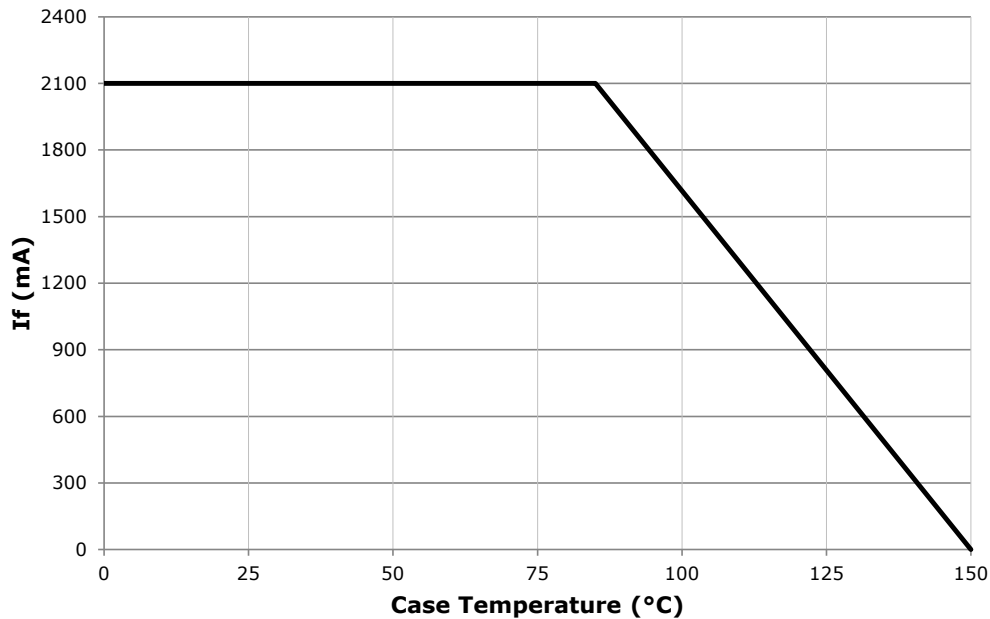
## CHARACTERISTICS

Characteristics	Unit	Minimum	Typical	Maximum
Viewing angle (FWHM)	degrees		115	
ESD withstand voltage (HBM per Mil-Std-883D)	V			8000
DC forward current	mA			2100*
Reverse current	mA			0.1
Forward voltage (@ 1100 mA, $T_j = 85\text{ }^\circ\text{C}$ )	V		37	
Forward voltage (@ 1100 mA, $T_j = 25\text{ }^\circ\text{C}$ )	V			42

\* Refer to the Operating Limits section.

## OPERATING LIMITS

The maximum current rating of the CXA2540 is dependent on the case temperature ( $T_c$ ) when the LED has reached thermal equilibrium under steady-state operation. Please refer to the Mechanical Drawings section on page 16 for the location of the  $T_c$  measurement point.



**FLUX CHARACTERISTICS, EASYWHITE ORDER CODES AND BINS ( $I_f = 1100 \text{ mA}$ ,  $T_j = 85 \text{ }^\circ\text{C}$ )**

The following tables provide order codes for XLamp CXA2540 LEDs. For a complete description of the order code nomenclature, please reference Bin and Order Code Formats (page 15).

CCT Range	CRI		Base Order Codes Min. Luminous Flux @ 1100 mA			2-Step Order Code		4-Step Order Code	
	Min	Typ	Group	Flux (lm) @ 85 °C	Flux (lm) @ 25 °C*	Chromaticity Region		Chromaticity Region	
6500 K	70	75	V4	4545	5083			65F	CXA2540-0000-000N00V465F
			W2	4860	5435				CXA2540-0000-000N00W265F
			W4	5225	5843				CXA2540-0000-000N00W465F
	80	---	V2	4230	4730			65F	CXA2540-0000-000N0HV265F
			V4	4545	5083				CXA2540-0000-000N0HV465F
			W2	4860	5435				CXA2540-0000-000N0HW265F
5700 K	70	75	V4	4545	5083			57F	CXA2540-0000-000N00V457F
			W2	4860	5435				CXA2540-0000-000N00W257F
			W4	5225	5843				CXA2540-0000-000N00W457F
	80	---	V2	4230	4730			57F	CXA2540-0000-000N0HV257F
			V4	4545	5083				CXA2540-0000-000N0HV457F
			W2	4860	5435				CXA2540-0000-000N0HW257F
5000 K	70	75	V4	4545	5083	50H		50F	CXA2540-0000-000N00V450H
			W2	4860	5435				CXA2540-0000-000N00W250H
			W4	5225	5843				CXA2540-0000-000N00W450H
	80	---	V2	4230	4730	50H		50F	CXA2540-0000-000N0HV250H
			V4	4545	5083				CXA2540-0000-000N0HV450H
			W2	4860	5435				CXA2540-0000-000N0HW250H
	90	95	T4	3440	3818	50H		50F	CXA2540-0000-000N0UT450H
			U2	3680	4115				CXA2540-0000-000N0UU250H
			U4	3955	4391				CXA2540-0000-000N0UU450H

**Notes**

- Cree maintains a tolerance of  $\pm 7\%$  on flux and power measurements,  $\pm 0.005$  on chromaticity (CCx, CCy) measurements and a tolerance of  $\pm 2$  on CRI measurements.
- \* Flux values @ 25 °C are calculated and for reference only.

**FLUX CHARACTERISTICS, EASYWHITE ORDER CODES AND BINS ( $I_f = 1100 \text{ mA}$ ,  $T_j = 85 \text{ }^\circ\text{C}$ ) - CONTINUED**

CCT Range	CRI		Base Order Codes Min. Luminous Flux @ 1100 mA			2-Step Order Code		4-Step Order Code	
	Min	Typ	Group	Flux (lm) @ 85 °C	Flux (lm) @ 25 °C*	Chromaticity Region		Chromaticity Region	
4000 K	70	75	V2	4230	4730	40H	CXA2540-0000-000N00V240H	40F	CXA2540-0000-000N00V240F
			V4	4545	5083		CXA2540-0000-000N00V440H		CXA2540-0000-000N00V440F
			W2	4860	5435		CXA2540-0000-000N00W240H		CXA2540-0000-000N00W240F
	80	---	U4	3955	4423	40H	CXA2540-0000-000N00HU440H	40F	CXA2540-0000-000N00HU440F
			V2	4230	4730		CXA2540-0000-000N00HV240H		CXA2540-0000-000N00HV240F
			V4	4545	5083		CXA2540-0000-000N00HV440H		CXA2540-0000-000N00HV440F
	90	95	T2	3200	3552	40H	CXA2540-0000-000N00UT240H	40F	CXA2540-0000-000N00UT240F
			T4	3440	3818		CXA2540-0000-000N00UT440H		CXA2540-0000-000N00UT440F
			U2	3680	4115		CXA2540-0000-000N00UU240H		CXA2540-0000-000N00UU240F
3500 K	80	---	U4	3955	4423	35H	CXA2540-0000-000N00U435H	35F	CXA2540-0000-000N00U435F
			V2	4230	4730		CXA2540-0000-000N00V235H		CXA2540-0000-000N00V235F
			V4	4545	5083		CXA2540-0000-000N00V435H		CXA2540-0000-000N00V435F
	93	95	T2	3200	3552	35H	CXA2540-0000-000N00YT235H	35F	CXA2540-0000-000N00YT235F
			T4	3440	3818		CXA2540-0000-000N00YT435H		CXA2540-0000-000N00YT435F
			U2	3680	4115		CXA2540-0000-000N00YU235H		CXA2540-0000-000N00YU235F
3000 K	80	---	U4	3955	4423	30H	CXA2540-0000-000N00U430H	30F	CXA2540-0000-000N00U430F
			V2	4230	4730		CXA2540-0000-000N00V230H		CXA2540-0000-000N00V230F
			V4	4545	5083		CXA2540-0000-000N00V430H		CXA2540-0000-000N00V430F
	90	---	T2	3200	3552	30H	CXA2540-0000-000N00UT230H	30F	CXA2540-0000-000N00UT230F
			T4	3440	3818		CXA2540-0000-000N00UT430H		CXA2540-0000-000N00UT430F
			U2	3680	4115		CXA2540-0000-000N00UU230H		CXA2540-0000-000N00UU230F
	93	95	S4	2990	3319	30H	CXA2540-0000-000N00YS430H	30F	CXA2540-0000-000N00YS430F
			T2	3200	3552		CXA2540-0000-000N00YT230H		CXA2540-0000-000N00YT230F
			T4	3440	3818		CXA2540-0000-000N00YT430H		CXA2540-0000-000N00YT430F

**Notes**

- Cree maintains a tolerance of  $\pm 7\%$  on flux and power measurements,  $\pm 0.005$  on chromaticity (CCx, CCy) measurements and a tolerance of  $\pm 2$  on CRI measurements.
- \* Flux values @ 25 °C are calculated and for reference only.

**FLUX CHARACTERISTICS, EASYWHITE ORDER CODES AND BINS ( $I_f = 1100 \text{ mA}$ ,  $T_j = 85 \text{ }^\circ\text{C}$ ) - CONTINUED**

CCT Range	CRI		Base Order Codes Min. Luminous Flux @ 1100 mA			2-Step Order Code		4-Step Order Code	
	Min	Typ	Group	Flux (lm) @ 85 °C	Flux (lm) @ 25 °C*	Chromaticity Region		Chromaticity Region	
2700 K	80	---	U2	3680	4115	27H	CXA2540-0000-000N00U227H	27F	CXA2540-0000-000N00U227F
			U4	3955	4423		CXA2540-0000-000N00U427H		CXA2540-0000-000N00U427F
			V2	4230	4730		CXA2540-0000-000N00V227H		CXA2540-0000-000N00V227F
	90	---	S4	2990	3319	27H	CXA2540-0000-000N0US427H	27F	CXA2540-0000-000N0US427F
			T2	3200	3552		CXA2540-0000-000N0UT227H		CXA2540-0000-000N0UT227F
			T4	3440	3818		CXA2540-0000-000N0UT427H		CXA2540-0000-000N0UT427F
	93	95	S2	2780	3086	27H	CXA2540-0000-000N0YS227H	27F	CXA2540-0000-000N0YS227F
			S4	2990	3319		CXA2540-0000-000N0YS427H		CXA2540-0000-000N0YS427F
			T2	3200	3552		CXA2540-0000-000N0YT227H		CXA2540-0000-000N0YT227F

**Notes**

- Cree maintains a tolerance of  $\pm 7\%$  on flux and power measurements,  $\pm 0.005$  on chromaticity (CCx, CCy) measurements and a tolerance of  $\pm 2$  on CRI measurements.
- \* Flux values @ 25 °C are calculated and for reference only.

**FLUX CHARACTERISTICS, ANSI WHITE ORDER CODES AND BINS ( $I_F = 1100 \text{ mA}$ ,  $T_J = 85 \text{ }^\circ\text{C}$ )**

The following tables provide order codes for XLamp CXA2540 LEDs. For a complete description of the order code nomenclature, please reference Bin and Order Code Formats (page 15).

CCT Range	CRI		Base Order Codes Min Luminous Flux @ 1100 mA			Chromaticity Regions	Order Code
	Min	Typ	Group	Flux (lm) @ 85 °C	Flux (lm) @ 25 °C*		
6500 K	70	75	V4	4545	5083	1A0, 1B0, 1C0, 1D0	CXA2540-0000-000N00V40E1
			W2	4860	5435		CXA2540-0000-000N00W20E1
			W4	5225	5843		CXA2540-0000-000N00W40E1
	80	---	V2	4230	4730	1A0, 1B0, 1C0, 1D0	CXA2540-0000-000N0HV20E1
			V4	4545	5083		CXA2540-0000-000N0HV40E1
			W2	4860	5435		CXA2540-0000-000N0HW20E1
5700 K	70	75	V4	4545	5083	2A0, 2B0, 2C0, 2D0	CXA2540-0000-000N00V40E2
			W2	4860	5435		CXA2540-0000-000N00W20E2
			W4	5225	5843		CXA2540-0000-000N00W40E2
	80	---	V2	4230	4730	2A0, 2B0, 2C0, 2D0	CXA2540-0000-000N0HV20E2
			V4	4545	5083		CXA2540-0000-000N0HV40E2
			W2	4860	5435		CXA2540-0000-000N0HW20E2
5000 K	70	75	V4	4545	5083	3A0, 3B0, 3C0, 3D0	CXA2540-0000-000N00V40E3
			W2	4860	5435		CXA2540-0000-000N00W20E3
			W4	5225	5843		CXA2540-0000-000N00W40E3
	80	---	V2	4230	4730	3A0, 3B0, 3C0, 3D0	CXA2540-0000-000N0HV20E3
			V4	4545	5083		CXA2540-0000-000N0HV40E3
			W2	4860	5435		CXA2540-0000-000N0HW20E3
	90	95	T4	3440	3818	3A0, 3B0, 3C0, 3D0	CXA2540-0000-000N0UT40E3
			U2	3680	4115		CXA2540-0000-000N0UU20E3
			U4	3955	4391		CXA2540-0000-000N0UU40E3

**Notes**

- Cree maintains a tolerance of  $\pm 7\%$  on flux and power measurements,  $\pm 0.005$  on chromaticity (CCx, CCy) measurements and a tolerance of  $\pm 2$  on CRI measurements.
- \* Flux values @ 25 °C are calculated and for reference only.

**FLUX CHARACTERISTICS, ANSI WHITE ORDER CODES AND BINS ( $I_F = 1100 \text{ mA}$ ,  $T_J = 85 \text{ }^\circ\text{C}$ ) - CONTINUED**

CCT Range	CRI		Base Order Codes Min Luminous Flux @ 1100 mA			Chromaticity Regions	Order Code
	Min	Typ	Group	Flux (lm) @ 85 °C	Flux (lm) @ 25 °C*		
4000 K	70	75	V2	4230	4730	5A0, 5B0, 5C0, 5D0	CXA2540-0000-000N00V20E5
			V4	4545	5083		CXA2540-0000-000N00V40E5
			W2	4860	5435		CXA2540-0000-000N00W20E5
	80	---	U4	3955	4423	5A0, 5B0, 5C0, 5D0	CXA2540-0000-000N00HU40E5
			V2	4230	4730		CXA2540-0000-000N00HV20E5
			V4	4545	5083		CXA2540-0000-000N00HV40E5
	90	95	T2	3200	3552	5A0, 5B0, 5C0, 5D0	CXA2540-0000-000N00T20E5
			T4	3440	3818		CXA2540-0000-000N00T40E5
			U2	3680	4115		CXA2540-0000-000N00U20E5
3500 K	80	---	U4	3955	4423	6A0, 6B0, 6C0, 6D0	CXA2540-0000-000N00U40E6
			V2	4230	4730		CXA2540-0000-000N00V20E6
			V4	4545	5083		CXA2540-0000-000N00V40E6
	93	95	T2	3200	3552	6A0, 6B0, 6C0, 6D0	CXA2540-0000-000N00T20E6
			T4	3440	3818		CXA2540-0000-000N00T40E6
			U2	3680	4115		CXA2540-0000-000N00U20E6
3000 K	80	---	U4	3955	4423	7A0, 7B0, 7C0, 7D0	CXA2540-0000-000N00U40E7
			V2	4230	4730		CXA2540-0000-000N00V20E7
			V4	4545	5083		CXA2540-0000-000N00V40E7
	90	---	T2	3200	3552	7A0, 7B0, 7C0, 7D0	CXA2540-0000-000N00T23E7
			T4	3440	3818		CXA2540-0000-000N00T43E7
			U2	3680	4115		CXA2540-0000-000N00U23E7
	93	95	S4	2990	3319	7A0, 7B0, 7C0, 7D0	CXA2540-0000-000N00S40E7
			T2	3200	3552		CXA2540-0000-000N00T20E7
			T4	3440	3818		CXA2540-0000-000N00T40E7

**Notes**

- Cree maintains a tolerance of  $\pm 7\%$  on flux and power measurements,  $\pm 0.005$  on chromaticity (CCx, CCy) measurements and a tolerance of  $\pm 2$  on CRI measurements.
- \* Flux values @ 25 °C are calculated and for reference only.

**FLUX CHARACTERISTICS, ANSI WHITE ORDER CODES AND BINS ( $I_F = 1100 \text{ mA}$ ,  $T_J = 85 \text{ }^\circ\text{C}$ ) - CONTINUED**

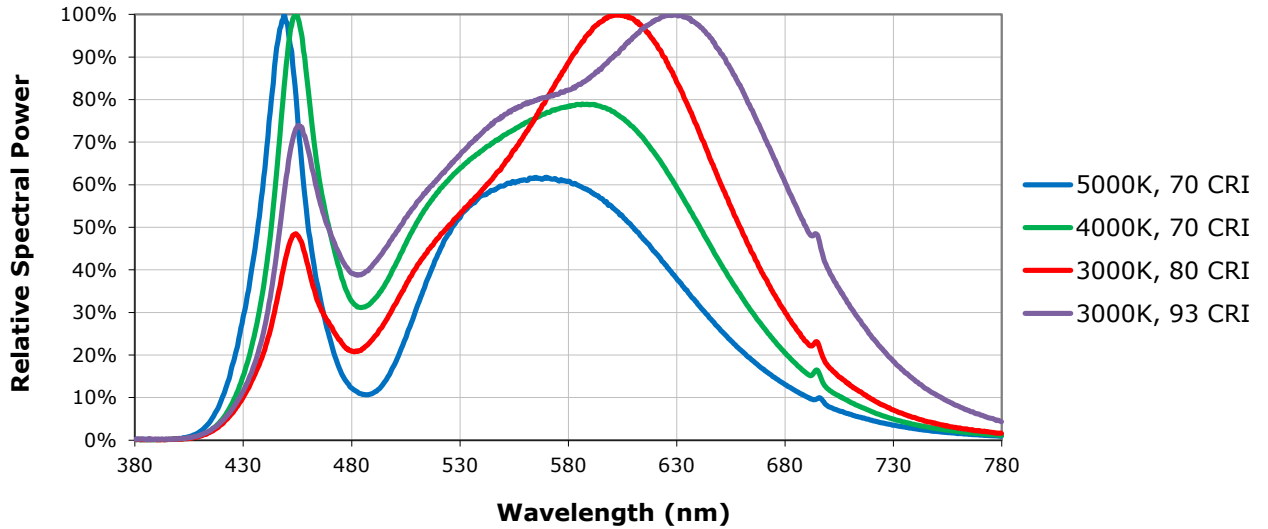
CCT Range	CRI		Base Order Codes Min Luminous Flux @ 1100 mA			Chromaticity Regions	Order Code
	Min	Typ	Group	Flux (lm) @ 85 °C	Flux (lm) @ 25 °C*		
2700 K	80	---	U2	3680	4115	8A0, 8B0, 8C0, 8D0	CXA2540-0000-000N00U20E8
			U4	3955	4423		CXA2540-0000-000N00U40E8
			V2	4230	4730		CXA2540-0000-000N00V20E8
	90	---	S4	2990	3319	8A0, 8B0, 8C0, 8D0	CXA2540-0000-000N0US43E8
			T2	3200	3552		CXA2540-0000-000N0UT23E8
			T4	3440	3818		CXA2540-0000-000N0UT43E8
	93	95	S2	2780	3086	8A0, 8B0, 8C0, 8D0	CXA2540-0000-000N0YS20E8
			S4	2990	3319		CXA2540-0000-000N0YS40E8
			T2	3200	3552		CXA2540-0000-000N0YT20E8

**Notes**

- Cree maintains a tolerance of  $\pm 7\%$  on flux and power measurements,  $\pm 0.005$  on chromaticity (CCx, CCy) measurements and a tolerance of  $\pm 2$  on CRI measurements.
- \* Flux values @ 25 °C are calculated and for reference only.

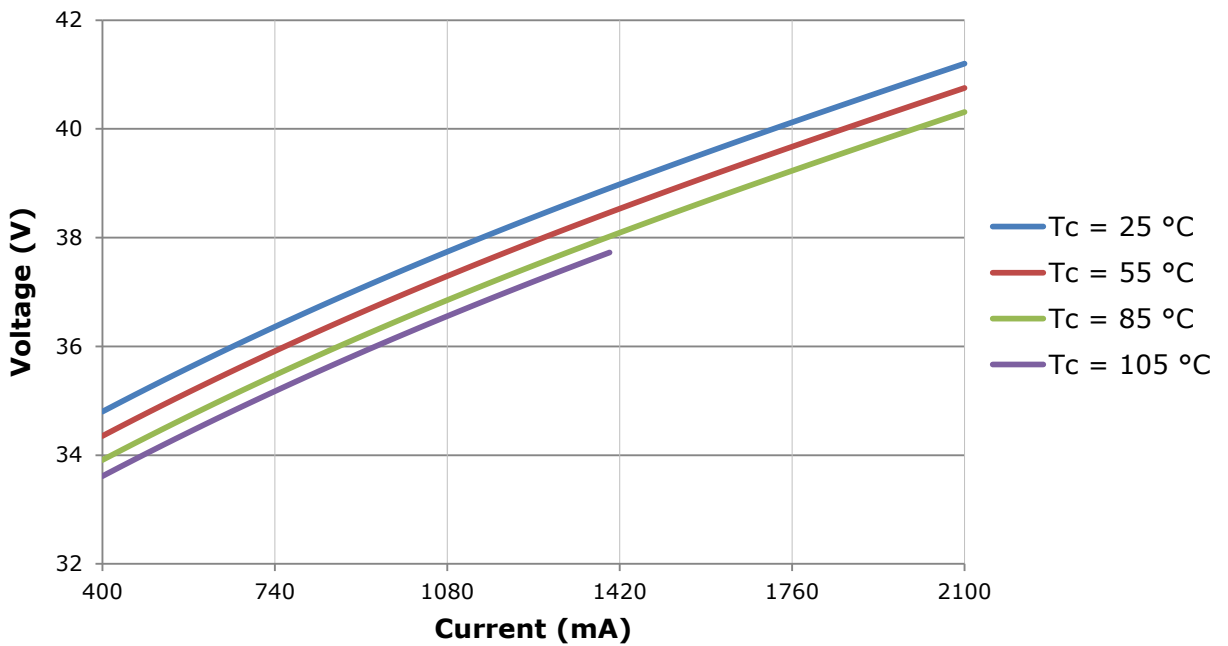
**RELATIVE SPECTRAL POWER DISTRIBUTION ( $I_f = 1100 \text{ mA}$ ,  $T_j = 85 \text{ }^\circ\text{C}$ )**

The following graph is the result of a series of pulsed measurements at 1100 mA and  $T_j = 85 \text{ }^\circ\text{C}$ .



**ELECTRICAL CHARACTERISTICS**

The following graph is the result of a series of steady-state measurements.

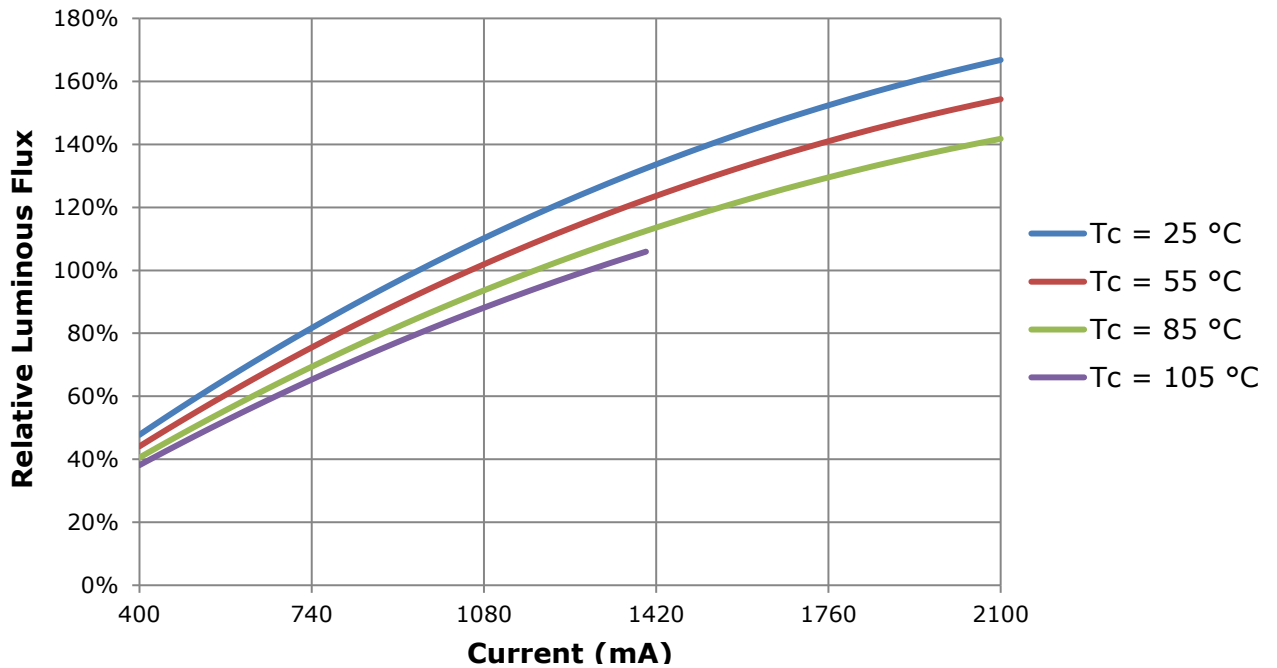


### RELATIVE LUMINOUS FLUX

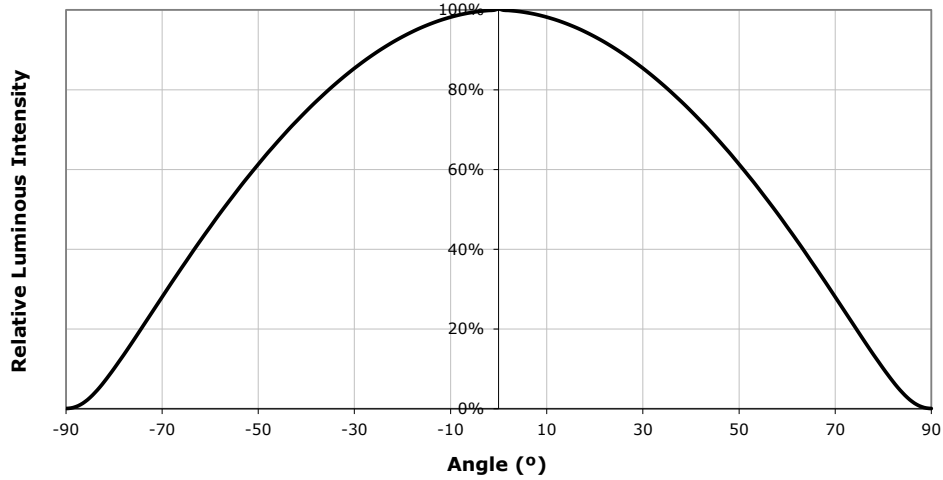
The relative luminous flux values provided below are the ratio of:

- Measurements of CXA2540 at steady-state operation at the given conditions, divided by
- Flux measured during binning, which is a pulsed measurement at 1100 mA at  $T_j = 85\text{ }^\circ\text{C}$ .

For example, at steady-state operation of  $T_c = 55\text{ }^\circ\text{C}$ ,  $I_f = 1760\text{ mA}$ , the relative luminous flux ratio is 140% in the chart below. A CXA2540 LED that measures 4600 lm during binning will deliver 6440 lm ( $4600 \times 1.4$ ) at steady-state operation of  $T_c = 55\text{ }^\circ\text{C}$ ,  $I_f = 1760\text{ mA}$ .



**TYPICAL SPATIAL DISTRIBUTION**



**PERFORMANCE GROUPS - BRIGHTNESS ( $I_f = 1100\text{ mA}$ ,  $T_j = 85\text{ °C}$ )**

XLamp CXA2540 LEDs are tested for luminous flux and placed into one of the following bins.

Group Code	Min. Luminous Flux @ 1100 mA	Max. Luminous Flux @ 1100 mA
S2	2780	2600
S4	2600	3200
T2	3200	3440
T4	3440	3680
U2	3680	3955
U4	3955	4230
V2	4230	4545
V4	4545	4860
W2	4860	5225
W4	5225	5590
X2	5590	6010

**PERFORMANCE GROUPS - CHROMATICITY ( $T_j = 85\text{ }^\circ\text{C}$ )**

XLamp CXA2540 LEDs are tested for chromaticity and placed into one of the regions defined by the following bounding coordinates.

EasyWhite Color Temperatures – 4-Step			
Code	CCT	x	y
65F	6500 K	0.3253	0.3325
		0.3249	0.3439
		0.3331	0.3514
		0.3330	0.3393
57F	5700 K	0.3097	0.3196
		0.3079	0.3297
		0.3164	0.3382
		0.3176	0.3275
50F	5000 K	0.3407	0.3459
		0.3415	0.3586
		0.3499	0.3654
		0.3484	0.3521
40F	4000 K	0.3744	0.3685
		0.3782	0.3837
		0.3912	0.3917
		0.3863	0.3758
35F	3500 K	0.3981	0.3800
		0.4040	0.3966
		0.4186	0.4037
		0.4116	0.3865
30F	3000 K	0.4242	0.3919
		0.4322	0.4096
		0.4449	0.4141
		0.4359	0.3960
27F	2700 K	0.4475	0.3994
		0.4573	0.4178
		0.4695	0.4207
		0.4589	0.4021

EasyWhite Color Temperatures – 2-Step			
Code	CCT	x	y
50H	5000 K	0.3429	0.3507
		0.3434	0.3571
		0.3475	0.3604
		0.3469	0.3539
40H	4000 K	0.3784	0.3741
		0.3804	0.3818
		0.3867	0.3857
		0.3844	0.3778
35H	3500 K	0.4030	0.3857
		0.4061	0.3941
		0.4132	0.3976
		0.4099	0.3890
30H	3000 K	0.4291	0.3973
		0.4333	0.4062
		0.4395	0.4084
		0.4351	0.3994
27H	2700 K	0.4528	0.4046
		0.4578	0.4138
		0.4638	0.4152
		0.4586	0.4060

**PERFORMANCE GROUPS - CHROMATICITY ( $T_j = 85\text{ }^\circ\text{C}$ ) - CONTINUED**

ANSI White Bins				
Code	CCT	Bin Code	x	y
0E1	6500 K	1A0	0.3048	0.3207
			0.3130	0.3290
			0.3144	0.3186
			0.3068	0.3113
		1B0	0.3028	0.3304
			0.3115	0.3391
			0.3130	0.3290
			0.3048	0.3207
		1C0	0.3115	0.3391
			0.3205	0.3481
			0.3213	0.3373
			0.3130	0.3290
		1D0	0.3130	0.3290
			0.3213	0.3373
			0.3221	0.3261
			0.3144	0.3186

ANSI White Bins				
Code	CCT	Bin Code	x	y
0E2	5700 K	2A0	0.3215	0.3350
			0.3290	0.3417
			0.3290	0.3300
			0.3222	0.3243
		2B0	0.3207	0.3462
			0.3290	0.3538
			0.3290	0.3417
			0.3215	0.3350
		2C0	0.3290	0.3538
			0.3376	0.3616
			0.3371	0.3490
			0.3290	0.3417
		2D0	0.3290	0.3417
			0.3371	0.3490
			0.3366	0.3369
			0.3290	0.3300

ANSI White Bins				
Code	CCT	Bin Code	x	y
0E3	5000 K	3A0	.3371	.3490
			.3451	.3554
			.3440	.3427
			.3366	.3369
		3B0	.3376	.3616
			.3463	.3687
			.3451	.3554
			.3371	.3490
		3C0	.3463	.3687
			.3551	.3760
			.3533	.3620
			.3451	.3554
		3D0	.3451	.3554
			.3533	.3620
			.3515	.3487
			.3440	.3427

ANSI White Bins				
Code	CCT	Bin Code	x	y
0E5	4000 K	5A0	.3670	.3578
			.3702	.3722
			.3825	.3798
			.3783	.3646
		5B0	.3702	.3722
			.3736	.3874
			.3869	.3958
			.3825	.3798
		5C0	.3825	.3798
			.3869	.3958
			.4006	.4044
			.3950	.3875
		5D0	.3783	.3646
			.3825	.3798
			.3950	.3875
			.3898	.3716

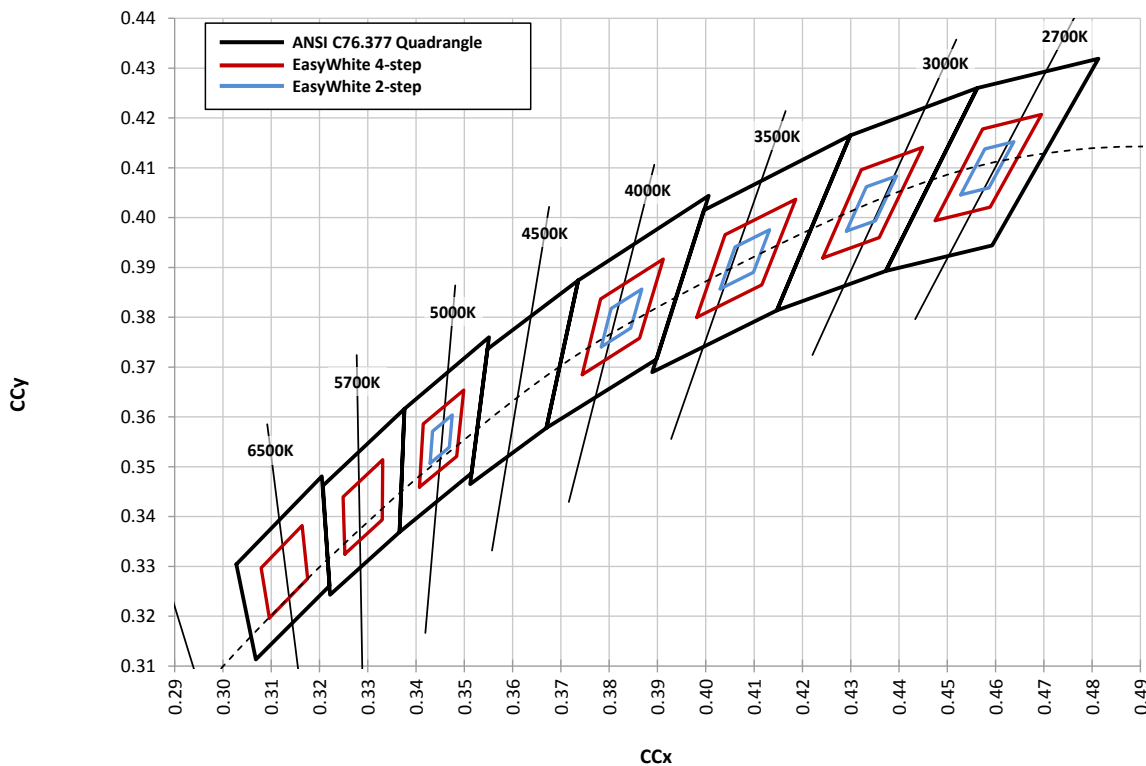
ANSI White Bins				
Code	CCT	Bin Code	x	y
0E6	3500 K	6A0	.3889	.3690
			.3941	.3848
			.4080	.3916
			.4017	.3751
		6B0	.3941	.3848
			.3996	.4015
			.4146	.4089
			.4080	.3916
		6C0	.4080	.3916
			.4146	.4089
			.4299	.4165
			.4221	.3984
		6D0	.4017	.3751
			.4080	.3916
			.4221	.3984
			.4147	.3814

**PERFORMANCE GROUPS - CHROMATICITY ( $T_j = 85\text{ }^\circ\text{C}$ ) - CONTINUED**

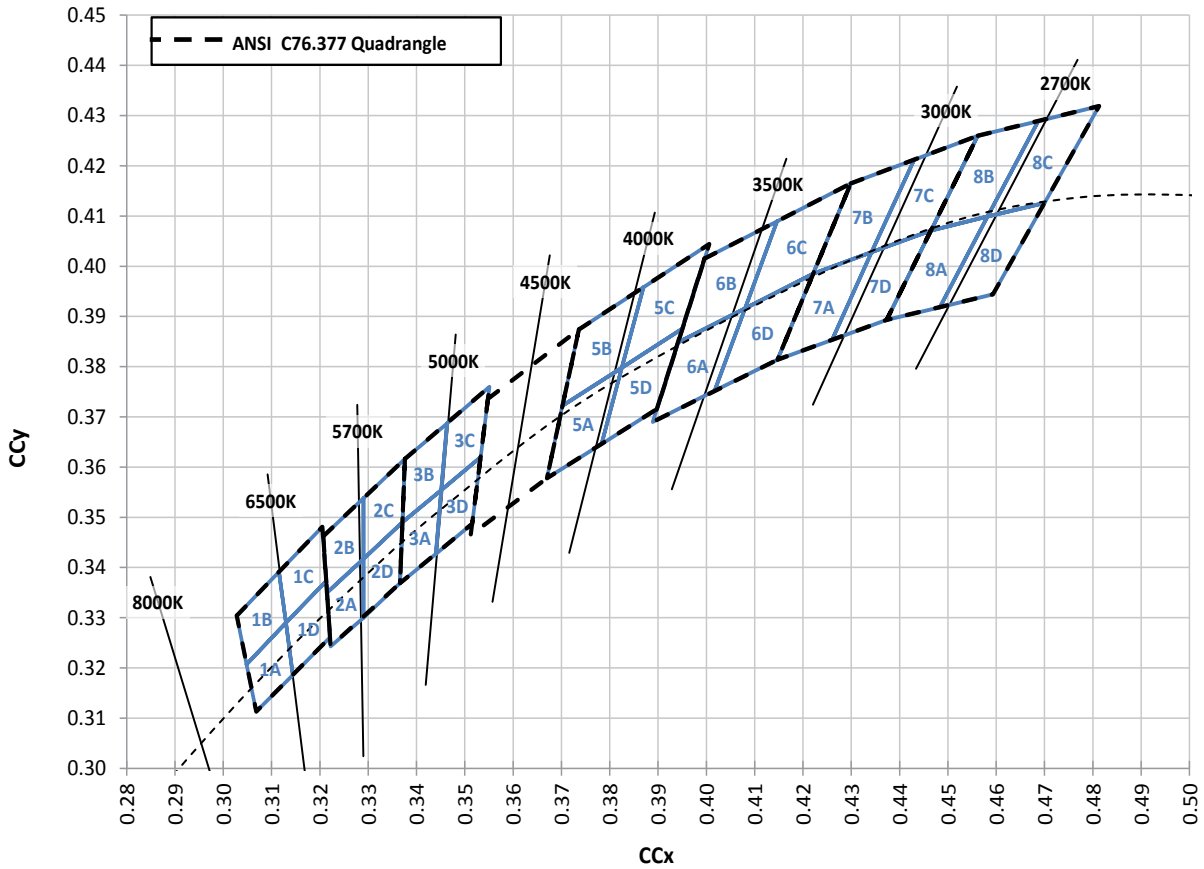
ANSI White Bins				
Code	CCT	Bin Code	x	y
0E7	3000 K	7A0	.4147	.3814
			.4221	.3984
			.4342	.4028
			.4259	.3853
		7B0	.4221	.3984
			.4299	.4165
			.4430	.4212
			.4342	.4028
		7C0	.4342	.4028
			.4430	.4212
			.4562	.4260
			.4465	.4071
		7D0	.4259	.3853
			.4342	.4028
			.4465	.4071
			.4373	.3893

ANSI White Bins				
Code	CCT	Bin Code	x	y
0E8	2700 K	8A0	.4373	.3893
			.4465	.4071
			.4582	.4099
			.4483	.3919
		8B0	.4465	.4071
			.4562	.4260
			.4687	.4289
			.4582	.4099
		8C0	.4582	.4099
			.4687	.4289
			.4813	.4319
			.4700	.4126
		8D0	.4483	.3919
			.4582	.4099
			.4700	.4126
			.4593	.3944

**CREE EASYWHITE BINS PLOTTED ON THE 1931 CIE COLOR SPACE ( $T_j = 85\text{ }^\circ\text{C}$ )**

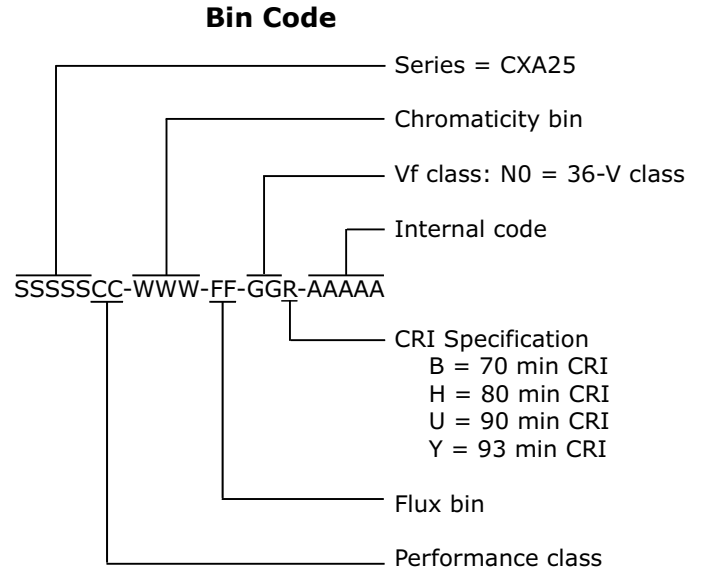
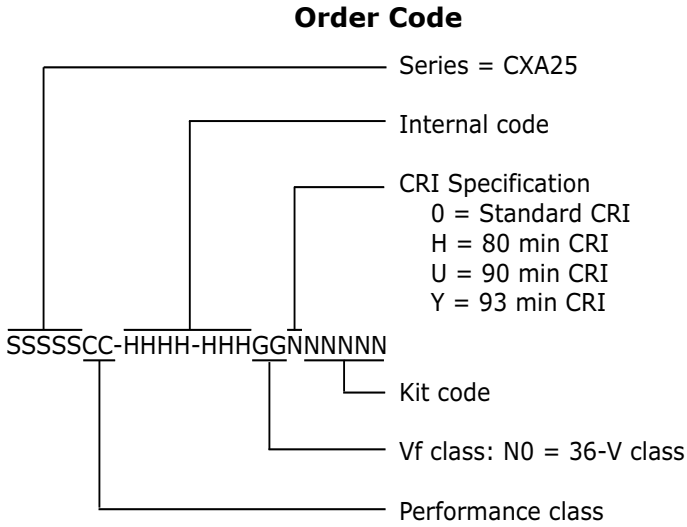


**CREE ANSI WHITE BINS PLOTTED ON THE 1931 CIE COLOR SPACE ( $T_j = 85^\circ\text{C}$ )**



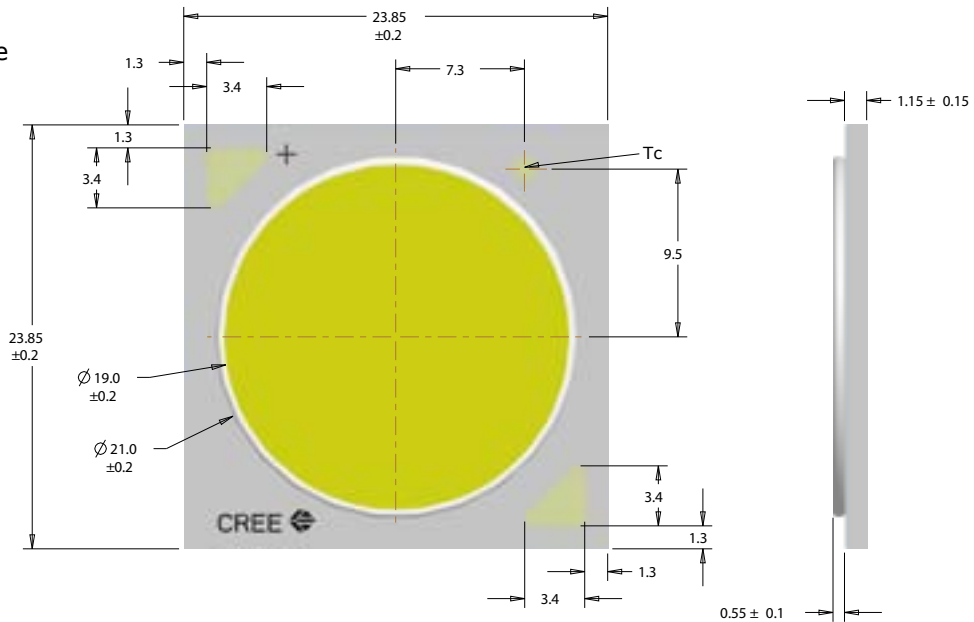
### BIN AND ORDER CODE FORMATS

Bin codes and order codes are configured as follows:



### MECHANICAL DIMENSIONS

Dimensions are in mm.  
 Tolerances unless otherwise specified:  
 .x ± .10  
 .xx ± .03  
 .xxx ± .010  
 x° ± 1° x ± .10



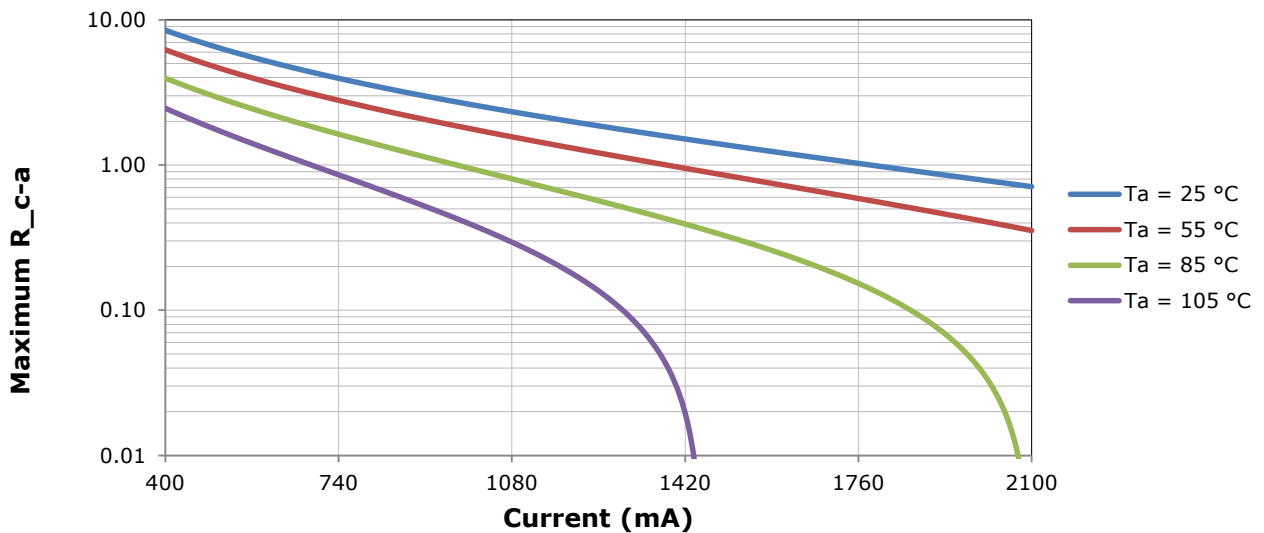
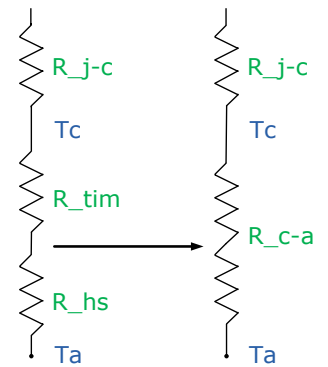
### THERMAL DESIGN

The CXA family of LED arrays can include over a hundred different LED die inside one package, and thus over a hundred different junction temperatures ( $T_j$ ). Cree has intentionally removed junction-temperature-based operating limits and replaced the commonplace maximum  $T_j$  calculations with maximum ratings based on forward current ( $I_f$ ) and case temperature ( $T_c$ ). No additional calculations are required to ensure the CXA LED is being operated within its designed limits. Please refer to page 2 for the Operating Limit specification.

Cree has measured the temperature at the bottom of the package, commonly referred to as the solder point ( $T_{sp}$ ), and found this value to be equivalent to the temperature at the  $T_c$  location at the top of the package once the LED has reached thermal equilibrium. There is no need to calculate for  $T_j$  inside the package, as the thermal management design process, specifically from  $T_{sp}$  to ambient ( $T_a$ ), remains identical to any other LED component. For more information on thermal management of Cree XLamp LEDs, please refer to the XLamp Thermal Management application note at [www.cree.com/xlamp\\_app\\_notes/thermal\\_management](http://www.cree.com/xlamp_app_notes/thermal_management). For CXA soldering recommendations and more information on thermal interface materials (TIM) and connection methods, please refer to the Cree XLamp CXA Family LEDs soldering and handling document at [www.cree.com/xlamp\\_app\\_notes/CXA\\_SH](http://www.cree.com/xlamp_app_notes/CXA_SH).

To keep the CXA2540 LED at or below the maximum rated  $T_c$ , the case to ambient temperature thermal resistance ( $R_{c-a}$ ) must be at or below the maximum  $R_{c-a}$  value shown on the following graph, depending on the operating environment. The y-axis in the graph is a base 10 logarithmic scale.

As the figure at right shows, the  $R_{c-a}$  value is the sum of the thermal resistance of the TIM ( $R_{tim}$ ) plus the thermal resistance of the heat sink ( $R_{hs}$ ).



## NOTES

---

### **Lumen Maintenance Projections**

Cree now uses standardized IES LM-80-08 and TM-21-11 methods for collecting long-term data and extrapolating LED lumen maintenance. For information on the specific LM-80 data sets available for this LED, refer to the public LM-80 results document at [www.cree.com/xlamp\\_app\\_notes/LM80\\_results](http://www.cree.com/xlamp_app_notes/LM80_results).

Please read the XLamp Long-Term Lumen Maintenance application note at [www.cree.com/xlamp\\_app\\_notes/lumen\\_maintenance](http://www.cree.com/xlamp_app_notes/lumen_maintenance) for more details on Cree's lumen maintenance testing and forecasting. Please read the XLamp Thermal Management application note at [www.cree.com/xlamp\\_app\\_notes/thermal\\_management](http://www.cree.com/xlamp_app_notes/thermal_management) for details on how thermal design, ambient temperature, and drive current affect the LED junction temperature.

### **RoHS Compliance**

The levels of RoHS restricted materials in this product are below the maximum concentration values (also referred to as the threshold limits) permitted for such substances, or are used in an exempted application, in accordance with EU Directive 2011/65/EC (RoHS2), as implemented January 2, 2013. RoHS Declarations for this product can be obtained from your Cree representative or from the Product Documentation sections of [www.cree.com](http://www.cree.com).

### **REACH Compliance**

REACH substances of high concern (SVHCs) information is available for this product. Since the European Chemical Agency (ECHA) has published notice of their intent to frequently revise the SVHC listing for the foreseeable future, please contact a Cree representative to insure you get the most up-to-date REACH SVHC Declaration. REACH banned substance information (REACH Article 67) is also available upon request.

### **UL Recognized Component**

Level 4 enclosure consideration. The LED package or a portion thereof has been investigated as a fire and electrical enclosure per ANSI/UL 8750.

### **Vision Advisory Claim**

Users should be cautioned not to stare at the light of this LED product. The bright light can damage the eye.

**PACKAGING**

Cree CXA2540 LEDs are packaged in trays of 20. Five trays are sealed in an anti-static bag and placed inside a carton, for a total of 100 LEDs per carton. Each carton contains 100 LEDs from the same performance bin.

Dimensions are in inches.

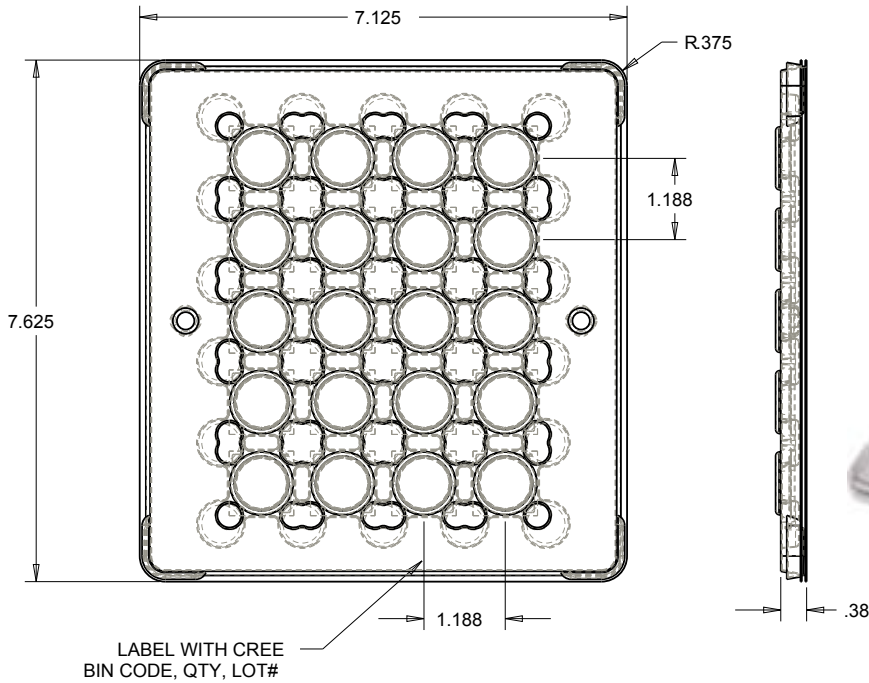
Tolerances:

.x ± .1

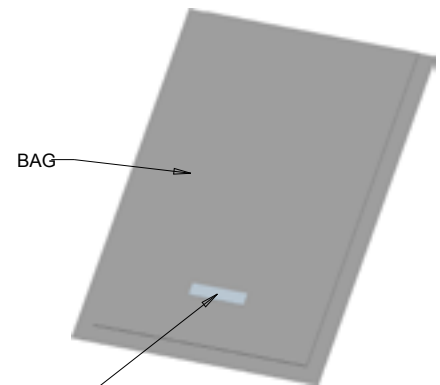
.xx ± .05

.xxx ± .005

x° ± 1°



PATENT LABEL IS LOCATED ON UNDERSIDE OF CARTON



LABEL WITH CREE BIN CODE, QTY, LOT#