

Printed-circuit board connector - ZEC 1,0/ 5-ST-3,5 C1 R1,5 - 1893711

Please be informed that the data shown in this PDF Document is generated from our Online Catalog. Please find the complete data in the user's documentation. Our General Terms of Use for Downloads are valid (<http://phoenixcontact.com/download>)



The figure shows a 10-position version of the product


Direct connector, Nominal current: 8 A, Rated voltage (III/2): 200 V, Number of positions: 5, Pitch: 3.5 mm, Connection method: Spring-cage connection, Color: green, Contact surface: Tin, Mounting: Direct connector

Why buy this product

- Larger numbers of positions available on request
- Contact made directly on a 1.6 mm thick PCB without additional pin strips
- Chamfer in the plug-in area has a positive effect on insertion and withdrawal forces/cycles



Key commercial data

Packing unit	50 pc
Minimum order quantity	50 pc
GTIN	 4 017918 161262
Weight per Piece (excluding packing)	5.9 g
Custom tariff number	85366990
Country of origin	Germany
Note	Made to Order (non-returnable)

Technical data

Dimensions

Pitch	3.5 mm
Dimension a	17.5 mm

General

Range of articles	ZEC 1,0/..-ST
Insulating material group	I
Rated surge voltage (III/3)	2.5 kV
Rated surge voltage (III/2)	2.5 kV
Rated surge voltage (II/2)	2.5 kV
Rated voltage (III/3)	160 V

Printed-circuit board connector - ZEC 1,0/ 5-ST-3,5 C1 R1,5 - 1893711

Technical data

General

Rated voltage (III/2)	200 V
Rated voltage (II/2)	320 V
Connection in acc. with standard	EN-VDE
Nominal current I _N	8 A
Nominal cross section	1 mm ²
Maximum load current	8 A (with 1 mm ² conductor cross section)
Insulating material	PA
Inflammability class according to UL 94	V0
Stripping length	7 mm
Number of positions	5

Connection data

Conductor cross section solid min.	0.2 mm ²
Conductor cross section solid max.	1 mm ²
Conductor cross section stranded min.	0.2 mm ²
Conductor cross section stranded max.	1 mm ²
Conductor cross section stranded, with ferrule without plastic sleeve min.	0.25 mm ²
Conductor cross section stranded, with ferrule without plastic sleeve max.	1 mm ²
Conductor cross section stranded, with ferrule with plastic sleeve min.	0.25 mm ²
Conductor cross section stranded, with ferrule with plastic sleeve max.	0.75 mm ²
Conductor cross section AWG/kcmil min.	24
Conductor cross section AWG/kcmil max	16
2 conductors with same cross section, stranded, TWIN ferrules with plastic sleeve, min.	0.5 mm ²
2 conductors with same cross section, stranded, TWIN ferrules with plastic sleeve, max.	0.5 mm ²
Minimum AWG according to UL/CUL	26
Maximum AWG according to UL/CUL	16

Classifications

eCl@ss

eCl@ss 4.0	272607xx
eCl@ss 4.1	27260701
eCl@ss 5.0	27260701
eCl@ss 5.1	27260701
eCl@ss 6.0	27260704
eCl@ss 7.0	27440402
eCl@ss 8.0	27440309

Printed-circuit board connector - ZEC 1,0/ 5-ST-3,5 C1 R1,5 - 1893711

Classifications

ETIM

ETIM 3.0	EC001121
ETIM 4.0	EC002637
ETIM 5.0	EC002637

UNSPSC

UNSPSC 6.01	30211810
UNSPSC 7.0901	39121409
UNSPSC 11	39121409
UNSPSC 12.01	39121409
UNSPSC 13.2	39121409

Approvals

Approvals


Approvals


UL Recognized / VDE Gutachten mit Fertigungsüberwachung / cUL Recognized / IECCEB Scheme / CCA / EAC / cULus Recognized

Ex Approvals

Approvals submitted

Approval details

UL Recognized 	
	B
mm ² /AWG/kcmil	26-16
Nominal current I _N	8 A
Nominal voltage U _N	150 V

VDE Gutachten mit Fertigungsüberwachung 	
mm ² /AWG/kcmil	0.2-1.0
Nominal current I _N	8 A
Nominal voltage U _N	160 V

Printed-circuit board connector - ZEC 1,0/ 5-ST-3,5 C1 R1,5 - 1893711

Approvals

cUL Recognized	
	B
mm ² /AWG/kcmil	26-16
Nominal current I _N	8 A
Nominal voltage U _N	150 V

IECEE CB Scheme	
Nominal current I _N	10 A
Nominal voltage U _N	1000 V

CCA	
Nominal current I _N	10 A
Nominal voltage U _N	1000 V

EAC

cULus Recognized

Accessories

Accessories

Labeled terminal marker

Marker card - SK 3,5/2,8:FORTL.ZAHLEN - 0804073



Marker card, Card, white, labeled, Horizontal: Consecutive numbers 1 - 10, 11 - 20, etc. up to 91 - 99, Mounting type: Adhesive, for terminal block width: 3.5 mm, Lettering field: 3.5 x 2.8 mm

Screwdriver tools

Printed-circuit board connector - ZEC 1,0/ 5-ST-3,5 C1 R1,5 - 1893711

Accessories

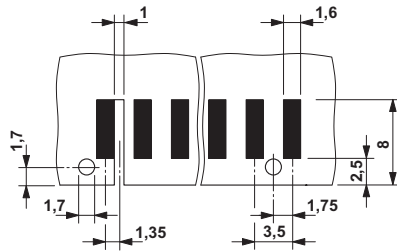
Screwdriver - SZF 0-0,4X2,5 - 1204504



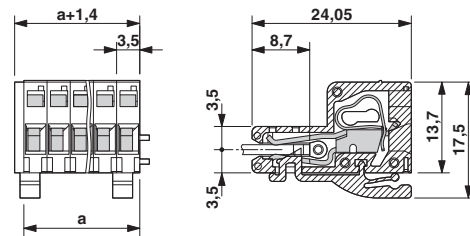
Actuation tool, for ST terminal blocks, also suitable for use as a bladed screwdriver, size: 0.4 x 2.5 x 75 mm, 2-component grip, with non-slip grip

Drawings

Drilling diagram



Dimensioned drawing



Size of the PCB: 1.6 ± 0.2 mm