

Disconnect terminal block - UT 4-HEDI-P/P - 3046252

Please be informed that the data shown in this PDF Document is generated from our Online Catalog. Please find the complete data in the user's documentation. Our General Terms of Use for Downloads are valid (<http://download.phoenixcontact.com>)



Disconnect terminal block, Connection type: Screw connection, Cross section: 0.14 mm² - 6 mm², AWG: 26 - 10, Nominal current: 20 A, Nominal voltage: 500 V, Length: 57.8 mm, Width: 6.2 mm, Color: Black/orange, Assembly: NS 35/7,5, NS 35/15

The illustration shows the version without test sockets

Why buy this product

- An extremely compact design
- Tested for railway applications
- Test connection on both sides in safety lever



Key commercial data

| | |
|--------------------------------------|-----------------|
| Packing unit | 50 pc |
| GTIN | 4 017918 962142 |
| Weight per Piece (excluding packing) | 17.78 g |
| Custom tariff number | 85365080 |
| Country of origin | Germany |

Technical data

General

| | |
|---|---|
| Number of levels | 1 |
| Number of connections | 2 |
| Color | Black/orange |
| Insulating material | PA |
| Inflammability class according to UL 94 | V0 |
| Area of application | Railway industry |
| | Mechanical engineering |
| | Plant engineering |
| Maximum load current | 20 A (with 6 mm ² conductor cross section) |
| Rated surge voltage | 6 kV |
| Pollution degree | 3 |

Disconnect terminal block - UT 4-HEDI-P/P - 3046252

Technical data

General

| | |
|---|---|
| Surge voltage category | III |
| Insulating material group | I |
| Connection in acc. with standard | IEC 60947-7-1 |
| Nominal current I _N | 20 A |
| Nominal voltage U _N | 500 V |
| Open side panel | nein |
| Shock protection test specification | DIN EN 50274 (VDE 0660-514):2002-11 |
| Back of the hand protection | guaranteed |
| Finger protection | guaranteed |
| Surge voltage test setpoint | 7.3 kV |
| Result of surge voltage test | Test passed |
| Power frequency withstand voltage setpoint | 1.89 kV |
| Result of power-frequency withstand voltage test | Test passed |
| Checking the mechanical stability of terminal points (5 x conductor connection) | Test passed |
| Bending test rotation speed | 10 rpm |
| Bending test turns | 135 |
| Bending test conductor cross section/weight | 0.14 mm ² / 0.2 kg |
| | 4 mm ² / 0.9 kg |
| | 6 mm ² / 1.4 kg |
| Result of bending test | Test passed |
| Conductor cross section tensile test | 0.14 mm ² |
| Tractive force setpoint | 10 N |
| Conductor cross section tensile test | 4 mm ² |
| Tractive force setpoint | 60 N |
| Conductor cross section tensile test | 6 mm ² |
| Tractive force setpoint | 80 N |
| Tensile test result | Test passed |
| Tight fit on carrier | NS 35 |
| Setpoint | 1 N |
| Result of tight fit test | Test passed |
| Result of voltage drop test | Test passed |
| Temperature-rise test | Test passed |
| Conductor cross section short circuit testing | 2.5 mm ² |
| Short-time current | 0.3 kA |
| Short circuit stability result | Test passed |
| Proof of thermal characteristics (needle flame) effective duration | 30 s |
| Result of thermal test | Test passed |
| Test specification, oscillation, broadband noise | DIN EN 50155 (VDE 0115-200):2008-03 |
| Test spectrum | Service life test category 1, class B, body mounted |
| Test frequency | f ₁ = 5 Hz to f ₂ = 150 Hz |

Disconnect terminal block - UT 4-HEDI-P/P - 3046252

Technical data

General

| | |
|---|-------------------------------------|
| ASD level | 0.02 g ² /Hz |
| Acceleration | 0.8 g |
| Test duration per axis | 5 h |
| Test directions | X-, Y- and Z-axis |
| Oscillation, broadband noise test result | Test passed |
| Test specification, shock test | DIN EN 50155 (VDE 0115-200):2008-03 |
| Shock form | Half-sine |
| Acceleration | 5 g |
| Shock duration | 30 ms |
| Number of shocks per direction | 3 |
| Test directions | X-, Y- and Z-axis (pos. and neg.) |
| Shock test result | Test passed |
| Temperature index, insulating material (DIN EN 60216-1 (VDE 0304-21)) | 120 °C |

Dimensions

| | |
|------------------|---------|
| Width | 6.2 mm |
| Length | 57.8 mm |
| Height NS 35/7,5 | 73 mm |
| Height NS 35/15 | 80.5 mm |

Connection data

| | |
|--|----------------------|
| Connection in acc. with standard | IEC 60947-7-1 |
| Connection method | Screw connection |
| Conductor cross section solid min. | 0.14 mm ² |
| Conductor cross section solid max. | 6 mm ² |
| Conductor cross section AWG/kcmil min. | 26 |
| Conductor cross section AWG/kcmil max. | 10 |
| Conductor cross section stranded min. | 0.14 mm ² |
| Conductor cross section stranded max. | 6 mm ² |
| Min. AWG conductor cross section, stranded | 26 |
| Max. AWG conductor cross section, stranded | 10 |
| Conductor cross section stranded, with ferrule without plastic sleeve min. | 0.14 mm ² |
| Conductor cross section stranded, with ferrule without plastic sleeve max. | 4 mm ² |
| Conductor cross section stranded, with ferrule with plastic sleeve min. | 0.14 mm ² |
| Conductor cross section stranded, with ferrule with plastic sleeve max. | 4 mm ² |
| 2 conductors with same cross section, solid min. | 0.14 mm ² |
| 2 conductors with same cross section, solid max. | 1.5 mm ² |
| 2 conductors with same cross section, stranded min. | 0.14 mm ² |
| 2 conductors with same cross section, stranded max. | 1.5 mm ² |

Disconnect terminal block - UT 4-HEDI-P/P - 3046252

Technical data

Connection data

| | |
|---|----------------------|
| 2 conductors with same cross section, stranded, TWIN ferrules with plastic sleeve, min. | 0.5 mm ² |
| 2 conductors with same cross section, stranded, TWIN ferrules with plastic sleeve, max. | 2.5 mm ² |
| 2 conductors with same cross section, stranded, ferrules without plastic sleeve, min. | 0.14 mm ² |
| 2 conductors with same cross section, stranded, ferrules without plastic sleeve, max. | 1.5 mm ² |
| Stripping length | 9 mm |
| Internal cylindrical gage | A4 |
| Screw thread | M3 |
| Tightening torque, min | 0.6 Nm |
| Tightening torque max | 0.8 Nm |

Classifications

eCl@ss

| | |
|------------|----------|
| eCl@ss 4.0 | 27141117 |
| eCl@ss 4.1 | 27141117 |
| eCl@ss 5.0 | 27141120 |
| eCl@ss 5.1 | 27141120 |
| eCl@ss 6.0 | 27141120 |
| eCl@ss 7.0 | 27141120 |
| eCl@ss 8.0 | 27141120 |

ETIM

| | |
|----------|----------|
| ETIM 2.0 | EC000902 |
| ETIM 3.0 | EC000902 |
| ETIM 4.0 | EC000902 |
| ETIM 5.0 | EC000902 |

UNSPSC

| | |
|---------------|----------|
| UNSPSC 6.01 | 30211811 |
| UNSPSC 7.0901 | 39121410 |
| UNSPSC 11 | 39121410 |
| UNSPSC 12.01 | 39121410 |
| UNSPSC 13.2 | 39121410 |

Approvals

Approvals

Disconnect terminal block - UT 4-HEDI-P/P - 3046252

Approvals


Approvals


CSA / UL Recognized / cUL Recognized / GL / RS / GOST / cULus Recognized


Ex Approvals

Approvals submitted

Approval details

| | | |
|---|-------|-------|
| CSA  | | |
| | B | C |
| mm ² /AWG/kcmil | 26-10 | 26-10 |
| Nominal current IN | 16 A | 16 A |
| Nominal voltage UN | 300 V | 300 V |

| | | |
|---|-------|-------|
| UL Recognized  | | |
| | B | C |
| mm ² /AWG/kcmil | 26-10 | 26-10 |
| Nominal current IN | 16 A | 16 A |
| Nominal voltage UN | 600 V | 600 V |

| | | |
|--|-------|-------|
| cUL Recognized  | | |
| | B | C |
| mm ² /AWG/kcmil | 26-10 | 26-10 |
| Nominal current IN | 16 A | 16 A |
| Nominal voltage UN | 600 V | 600 V |


| |
|----|
| GL |
|----|

| |
|----|
| RS |
|----|

Disconnect terminal block - UT 4-HEDI-P/P - 3046252

Approvals

GOST 

cULus Recognized 

Accessories

Accessories

Bridge

Connection pin - VS - 3004207



Connection pin, Length: 1000 mm, Color: gray

Plug-in bridge - FBS 2-6 - 3030336



Plug-in bridge, Number of positions: 2, Color: red

Plug-in bridge - FBS 3-6 - 3030242



Plug-in bridge, Number of positions: 3, Color: red

Plug-in bridge - FBS 4-6 - 3030255



Plug-in bridge, Number of positions: 4, Color: red

Disconnect terminal block - UT 4-HEDI-P/P - 3046252

Accessories

Plug-in bridge - FBS 5-6 - 3030349



Plug-in bridge, Number of positions: 5, Color: red

Plug-in bridge - FBS 10-6 - 3030271



Plug-in bridge, Number of positions: 10, Color: red

Plug-in bridge - FBS 20-6 - 3030365



Plug-in bridge, Number of positions: 20, Color: red

End block

End clamp - CLIPFIX 35 - 3022218



Quick mounting end clamp for NS 35/7,5 DIN rail or NS 35/15 DIN rail, with marking option, width: 9.5 mm, color: gray

End clamp - CLIPFIX 35-5 - 3022276



Quick mounting end clamp for NS 35/7,5 DIN rail or NS 35/15 DIN rail, with marking option, with parking option for FBS...5, FBS...6, KSS 5, KSS 6, width: 5.15 mm, color: gray

Disconnect terminal block - UT 4-HEDI-P/P - 3046252

Accessories

End clamp - E/NS 35 N - 0800886



End clamp, width: 9.5 mm, color: gray

Labeled terminal marker

Zack marker strip - ZB 5 CUS - 0824962



Zack marker strip, Can be ordered: Strip, white, Labeled according to customer specifications, Mounting type: Snap into tall marker groove, For terminal block width: 5.2 mm, Lettering field: 5.15 x 10.5 mm

Marker for terminal blocks - UC-TM 5 CUS - 0824581



Marker for terminal blocks, Can be ordered: By sheet, white, Labeled according to customer specifications, Mounting type: Snap into tall marker groove, For terminal block width: 5.2 mm, Lettering field: 10.5 x 4.6 mm

Marker for terminal blocks - UCT-TM 5 CUS - 0829595



Marker for terminal blocks, Can be ordered: By sheet, white, Labeled according to customer specifications, Mounting type: Snap into tall marker groove, Lettering field: 4.6 x 10.5 mm

Zack marker strip - ZB 6 CUS - 0824992



Zack marker strip, Can be ordered: Strip, white, Labeled according to customer specifications, Mounting type: Snap into tall marker groove, For terminal block width: 6.2 mm, Lettering field: 6.15 x 10.5 mm

Disconnect terminal block - UT 4-HEDI-P/P - 3046252

Accessories

Marker for terminal blocks - UC-TM 6 CUS - 0824589



Marker for terminal blocks, Can be ordered: By sheet, white, Labeled according to customer specifications, Mounting type: Snap into tall marker groove, For terminal block width: 6.2 mm, Lettering field: 5.6 x 10.5 mm

Marker for terminal blocks - UCT-TM 6 CUS - 0829602



Marker for terminal blocks, Can be ordered: By sheet, white, Labeled according to customer specifications, Mounting type: Snap into tall marker groove, For terminal block width: 6.2 mm, Lettering field: 5.6 x 10.5 mm

Marker pen

Marker pen - B-STIFT - 1051993



Marker pen, for manual labeling of unprinted Zack strips, smear-proof and waterproof, line thickness 0.5 mm

Marker pen - X-PEN 0,35 - 0811228



Marker pen without ink cartridge, for manual labeling of markers, labeling extremely wipe-proof, line thickness 0.35 mm

Mounting rail

DIN rail perforated - NS 35/ 7,5 PERF 2000MM - 0801733



DIN rail, material: steel galvanized and passivated with a thick layer, perforated, height 7.5 mm, width 35 mm, length: 2000 mm

Disconnect terminal block - UT 4-HEDI-P/P - 3046252

Accessories

DIN rail, unperforated - NS 35/ 7,5 UNPERF 2000MM - 0801681



DIN rail, material: Steel, unperforated, height 7.5 mm, width 35 mm, length: 2 m

DIN rail perforated - NS 35/ 7,5 WH PERF 2000MM - 1204119



DIN rail 35 mm (NS 35)

DIN rail - NS 35/ 7,5 WH UNPERF 2000MM - 1204122



DIN rail 35 mm (NS 35)

DIN rail, unperforated - NS 35/ 7,5 AL UNPERF 2000MM - 0801704



DIN rail, unperforated, Width: 35 mm, Height: 7.5 mm, Length: 2000 mm, Color: silver

DIN rail perforated - NS 35/ 7,5 ZN PERF 2000MM - 1206421



DIN rail, material: Galvanized, perforated, height 7.5 mm, width 35 mm, length: 2 m

Disconnect terminal block - UT 4-HEDI-P/P - 3046252

Accessories

DIN rail, unperforated - NS 35/ 7,5 ZN UNPERF 2000MM - 1206434



DIN rail, material: Galvanized, unperforated, height 7.5 mm, width 35 mm, length: 2 m

DIN rail, unperforated - NS 35/ 7,5 CU UNPERF 2000MM - 0801762



DIN rail, material: Copper, unperforated, height 7.5 mm, width 35 mm, length: 2 m

End cap - NS 35/ 7,5 CAP - 1206560



DIN rail end piece, for DIN rail NS 35/7.5

DIN rail perforated - NS 35/15 PERF 2000MM - 1201730



DIN rail, material: steel galvanized and passivated with a thick layer, perforated, height 15 mm, width 35 mm, length: 2000 mm

DIN rail, unperforated - NS 35/15 UNPERF 2000MM - 1201714



DIN rail, material: Steel, unperforated, height 15 mm, width 35 mm, length: 2 m

Disconnect terminal block - UT 4-HEDI-P/P - 3046252

Accessories

DIN rail perforated - NS 35/15 WH PERF 2000MM - 0806602



DIN rail 35 mm (NS 35)

DIN rail - NS 35/15 WH UNPERF 2000MM - 1204135



DIN rail 35 mm (NS 35)

DIN rail, unperforated - NS 35/15 AL UNPERF 2000MM - 1201756



DIN rail, deep drawn, high profile, unperforated, 1.5 mm thick, material: aluminum, height 15 mm, width 35 mm, length 2000 mm

DIN rail perforated - NS 35/15 ZN PERF 2000MM - 1206599



DIN rail, material: Galvanized, perforated, height 15 mm, width 35 mm, length: 2 m

DIN rail, unperforated - NS 35/15 ZN UNPERF 2000MM - 1206586



DIN rail, material: Galvanized, unperforated, height 15 mm, width 35 mm, length: 2 m

Disconnect terminal block - UT 4-HEDI-P/P - 3046252

Accessories

DIN rail, unperforated - NS 35/15 CU UNPERF 2000MM - 1201895



DIN rail, material: Copper, unperforated, 1.5 mm thick, height 15 mm, width 35 mm, length: 2 m

End cap - NS 35/15 CAP - 1206573



DIN rail end piece, for DIN rail NS 35/15

DIN rail, unperforated - NS 35/15-2,3 UNPERF 2000MM - 1201798



DIN rail, material: Steel, unperforated, 2.3 mm thick, height 15 mm, width 35 mm, length: 2 m

Screwdriver tools

Screwdriver - SZS 0,6X3,5 - 1205053



Actuation tool, for ST terminal blocks, insulated, also suitable for use as a bladed screwdriver, size: 0.6 x 3.5 x 100 mm, 2-component grip, with non-slip grip

Terminal marking

Zack marker strip - ZB 5 :UNBEDRUCKT - 1050004



Zack marker strip, Strip, white, Unlabeled, Can be labeled with: Plotter, Mounting type: Snap into tall marker groove, For terminal block width: 5.2 mm, Lettering field: 5.1 x 10.5 mm

Disconnect terminal block - UT 4-HEDI-P/P - 3046252

Accessories

Marker for terminal blocks - UC-TM 5 - 0818108



Marker for terminal blocks, Sheet, white, Unlabeled, Can be labeled with: BLUEMARK CLED, BLUEMARK LED, Plotter, Mounting type: Snap into tall marker groove, For terminal block width: 5.2 mm, Lettering field: 10.5 x 4.6 mm

Marker for terminal blocks - UCT-TM 5 - 0828734



Marker for terminal blocks, Sheet, white, Unlabeled, Can be labeled with: THERMOMARK CARD PLUS, THERMOMARK CARD, BLUEMARK CLED, BLUEMARK LED, Mounting type: Snap into tall marker groove, For terminal block width: 5.2 mm, Lettering field: 4.6 x 10.5 mm

Zack marker strip - ZB 6:UNBEDRUCKT - 1051003



Zack marker strip, Strip, white, Unlabeled, Can be labeled with: Plotter, Mounting type: Snap into tall marker groove, For terminal block width: 6.2 mm, Lettering field: 6.15 x 10.5 mm

Marker for terminal blocks - UC-TM 6 - 0818085



Marker for terminal blocks, Sheet, white, Unlabeled, Can be labeled with: BLUEMARK CLED, BLUEMARK LED, Plotter, Mounting type: Snap into tall marker groove, For terminal block width: 6.2 mm, Lettering field: 5.6 x 10.5 mm

Marker for terminal blocks - UCT-TM 6 - 0828736



Marker for terminal blocks, Sheet, white, Unlabeled, Can be labeled with: THERMOMARK CARD PLUS, THERMOMARK CARD, BLUEMARK CLED, BLUEMARK LED, Mounting type: Snap into tall marker groove, For terminal block width: 6.2 mm, Lettering field: 5.6 x 10.5 mm

Drawings

Circuit diagram



