

Printed-circuit board connector - MSTB 2,5 HC/12-ST - 1911952

Please be informed that the data shown in this PDF Document is generated from our Online Catalog. Please find the complete data in the user's documentation. Our General Terms of Use for Downloads are valid (<http://phoenixcontact.com/download>)

Plug component, Nominal current: 16 A, Rated voltage (III/2): 320 V, Number of positions: 12, Pitch: 5 mm, Connection method: Screw connection, Color: green, Contact surface: Tin




The figure shows a 10-position version of the product

Why buy this product

- Available as a T version (MSTBT 2,5 HC)
- CP-MSTB coding profiles as protection against mismatching
- The double steel spring provides additional safety, especially in the event of temperature and power fluctuations
- The "High Current" (HC) versions transmit a current of 16 A



Key commercial data

Packing unit	50 pc
Minimum order quantity	50 pc
GTIN	 4 017918 191108
Weight per Piece (excluding packing)	20.19 g
Custom tariff number	85366990
Country of origin	Germany

Technical data

Dimensions

Pitch	5 mm
Dimension a	55 mm

General

Range of articles	MSTB 2,5 HC/...-ST
Insulating material group	I
Rated surge voltage (III/3)	4 kV
Rated surge voltage (III/2)	4 kV
Rated surge voltage (II/2)	4 kV
Rated voltage (III/3)	250 V

Printed-circuit board connector - MSTB 2,5 HC/12-ST - 1911952

Technical data

General

Rated voltage (III/2)	320 V
Rated voltage (II/2)	630 V
Connection in acc. with standard	EN-VDE
Nominal current I_N	16 A (see derating curve)
Nominal cross section	2.5 mm ²
Maximum load current	16 A
Insulating material	PA
Inflammability class according to UL 94	V0
Internal cylindrical gage	A3
Stripping length	7 mm
Number of positions	12
Screw thread	M3
Tightening torque, min	0.5 Nm
Tightening torque max	0.6 Nm

Connection data

Conductor cross section solid min.	0.2 mm ²
Conductor cross section solid max.	2.5 mm ²
Conductor cross section stranded min.	0.2 mm ²
Conductor cross section stranded max.	2.5 mm ²
Conductor cross section stranded, with ferrule without plastic sleeve min.	0.25 mm ²
Conductor cross section stranded, with ferrule without plastic sleeve max.	2.5 mm ²
Conductor cross section stranded, with ferrule with plastic sleeve min.	0.25 mm ²
Conductor cross section stranded, with ferrule with plastic sleeve max.	2.5 mm ²
Conductor cross section AWG/kcmil min.	24
Conductor cross section AWG/kcmil max	12
2 conductors with same cross section, solid min.	0.2 mm ²
2 conductors with same cross section, solid max.	1 mm ²
2 conductors with same cross section, stranded min.	0.2 mm ²
2 conductors with same cross section, stranded max.	1.5 mm ²
2 conductors with same cross section, stranded, ferrules without plastic sleeve, min.	0.25 mm ²
2 conductors with same cross section, stranded, ferrules without plastic sleeve, max.	1 mm ²
2 conductors with same cross section, stranded, TWIN ferrules with plastic sleeve, min.	0.5 mm ²
2 conductors with same cross section, stranded, TWIN ferrules with plastic sleeve, max.	1.5 mm ²
Minimum AWG according to UL/CUL	30
Maximum AWG according to UL/CUL	12

Printed-circuit board connector - MSTB 2,5 HC/12-ST - 1911952

Classifications

eCl@ss

eCl@ss 4.0	272607xx
eCl@ss 4.1	27260701
eCl@ss 5.0	27260701
eCl@ss 5.1	27260701
eCl@ss 6.0	27260704
eCl@ss 7.0	27440402
eCl@ss 8.0	27440309

ETIM

ETIM 3.0	EC001121
ETIM 4.0	EC002638
ETIM 5.0	EC002638

UNSPSC

UNSPSC 6.01	30211810
UNSPSC 7.0901	39121409
UNSPSC 11	39121409
UNSPSC 12.01	39121409
UNSPSC 13.2	39121409

Approvals

Approvals


Approvals

UL Recognized / VDE Gutachten mit Fertigungsüberwachung / cUL Recognized / IECCE CB Scheme / CCA / EAC / cULus Recognized

Ex Approvals

Approvals submitted


Approval details

UL Recognized 		
	B	D
mm ² /AWG/kcmil	30-12	30-12
Nominal current I _N	16 A	10 A


Printed-circuit board connector - MSTB 2,5 HC/12-ST - 1911952

Approvals


	B	D
Nominal voltage UN	300 V	300 V

VDE Gutachten mit Fertigungsüberwachung 

mm ² /AWG/kcmil	0.2-2.5	
Nominal current IN	16 A	
Nominal voltage UN	250 V	

cUL Recognized 

	B	D
mm ² /AWG/kcmil	30-12	30-12
Nominal current IN	16 A	10 A
Nominal voltage UN	300 V	300 V


IECEE CB Scheme 

mm ² /AWG/kcmil	0.2-2.5	
Nominal current IN	16 A	
Nominal voltage UN	250 V	

CCA

mm ² /AWG/kcmil	0.2-2.5	
Nominal current IN	16 A	
Nominal voltage UN	250 V	

EAC

cULus Recognized 

Accessories

Accessories

Bridge

Printed-circuit board connector - MSTB 2,5 HC/12-ST - 1911952

Accessories

Insertion bridge - EBP 2- 5 - 1733169

Insertion bridge, fully insulated, for connectors with 5.0 or 5.08 mm pitch, no. of positions: 2



Cable housing

Cable housing - KGG-MSTB 2,5/ 2 - 1803934



Cable housing, Pitch: 0 mm, Number of positions: 2, Dimension a: 10 mm, Color: green

Cable housing - KGS-MSTB 2,5/ 8 - 1783779



Cable housing, Pitch: 0 mm, Number of positions: 8, Dimension a: 40 mm, Color: green

Coding element

Coding profile - CP-MSTB - 1734634

Coding profile, is inserted into the slot on the plug or inverted header, red insulating material



Labeled terminal marker

Marker card - SK 5/3,8:FORTL.ZAHLEN - 0804183



Marker card, Card, white, labeled, Horizontal: Consecutive numbers 1 - 10, 11 - 20, etc. up to 91 - (99)100, Mounting type: Adhesive, for terminal block width: 5 mm, Lettering field: 5 x 3.8 mm

Screwdriver tools

Printed-circuit board connector - MSTB 2,5 HC/12-ST - 1911952

Accessories

Screwdriver - SZS 0,6X3,5 - 1205053



Actuation tool, for ST terminal blocks, insulated, also suitable for use as a bladed screwdriver, size: 0.6 x 3.5 x 100 mm, 2-component grip, with non-slip grip

Additional products

Base strip - MSTBA 2,5 HC/12-G - 1923856

Header, Nominal current: 16 A, Rated voltage (III/2): 320 V, Number of positions: 12, Pitch: 5 mm, Color: green, Contact surface: Tin, Mounting: Soldering



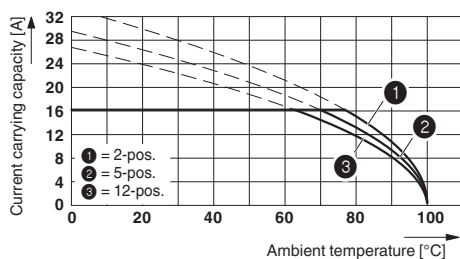
Base strip - MSTBVA 2,5 HC/12-G - 1924295

Header, Nominal current: 16 A, Rated voltage (III/2): 320 V, Number of positions: 12, Pitch: 5 mm, Color: green, Contact surface: Tin, Mounting: Soldering



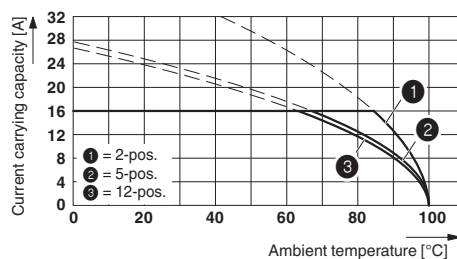
Drawings

Diagram



Derating curve for: MSTB 2,5 HC/...-ST with MSTBA 2,5 HC/...-G

Diagram



Derating curve for: MSTB 2,5 HC/...-ST with MSTBVA 2,5 HC/...-G

Printed-circuit board connector - MSTB 2,5 HC/12-ST - 1911952

Dimensioned drawing

