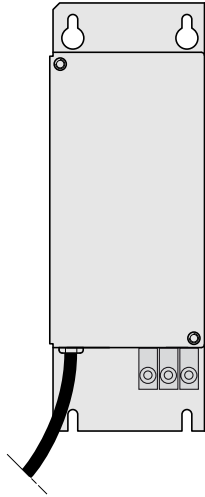




00162470014045

# Altivar - Lexium

## VW3A31401 ... 409



### **⚠ ⚠ DANGER**

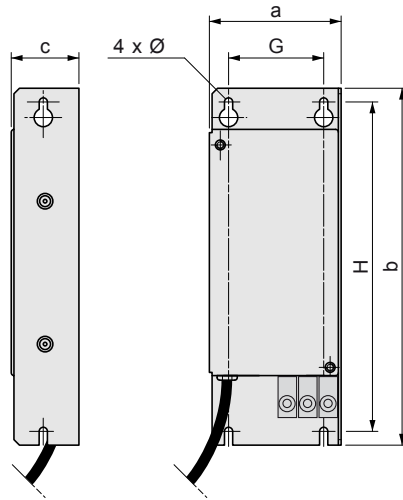
#### **HAZARD OF ELECTRIC SHOCK, EXPLOSION, OR ARC FLASH**

- Read and understand this manual and the manuals of the drive before installing this option.
- Installation must be performed by qualified personnel
- The user is responsible for compliance with all international and national electrical code requirements with respect to grounding of all equipment.
- Many parts of this drive, including the printed circuit boards, operate at the line voltage. **DO NOT TOUCH.** Use only electrically insulated tools.
- **DO NOT** touch unshielded components or terminal strip screw connections with voltage present.
- **DO NOT** short across braking resistor terminals or across the DC bus capacitors.
- Before servicing the drive:
  - Disconnect all power, including external control power that may be present.
  - Place a "DO NOT TURN ON" label on all power disconnects.
  - Lock all power disconnects in the open position.
  - **WAIT 15 MINUTES** to allow the DC bus capacitors to discharge.
  - Measure the voltage of the DC bus between the PA/+ and PC/- terminals to ensure that the voltage is less than 42 Vdc.
  - If the DC bus capacitors do not discharge completely, contact your local Schneider Electric representative. Do not repair or operate the drive.
- Install and close all covers before applying power or starting and stopping the drive.

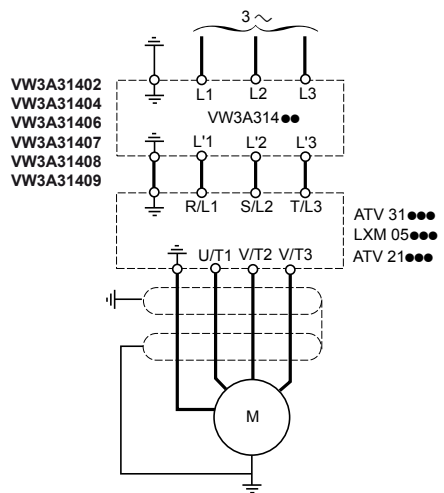
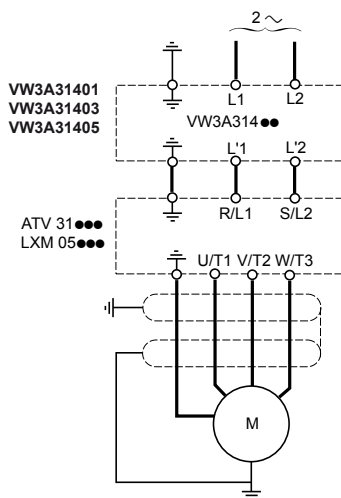
**Failure to follow these instructions will result in death or serious injury.**

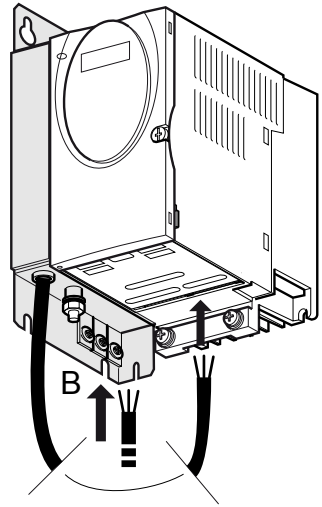
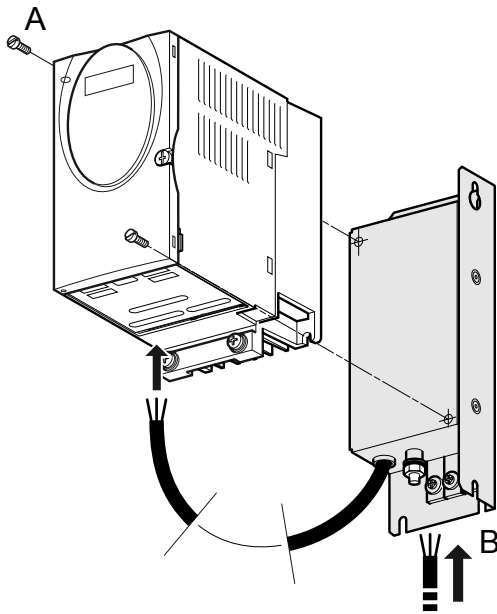
Electrical equipment should be installed, operated, serviced, and maintained only by qualified personnel. No responsibility is assumed by Schneider Electric for any consequences arising out of the use of this product.

© 2011 Schneider Electric. All Rights Reserved.



	a		b		c		G		H		Ø	
	(mm)	(inch)	(mm)	(inch)	(mm)	(inch)	(mm)	(inch)	(mm)	(inch)	(mm)	(inch)
<b>VW3A31401</b>	72	2.82	195	7.63	37	1.45	52	2.04	180	7.05	4,5	0.18
<b>VW3A31402</b>	72	2.82	195	7.63	37	1.45	52	2.04	180	7.05	4,5	0.18
<b>VW3A31403</b>	107	4.2	195	7.63	35	1.37	85	3.32	180	7.05	4,5	0.18
<b>VW3A31404</b>	107	4.2	195	7.63	42	1.65	85	3.32	180	7.05	4,5	0.18
<b>VW3A31405</b>	140	5.48	235	9.2	35	1.37	120	4.7	215	8.42	4,5	0.18
<b>VW3A31406</b>	140	5.48	235	9.2	50	1.96	120	4.7	215	8.42	4,5	0.18
<b>VW3A31407</b>	180	7.05	305	11.94	60	2.35	140	5.48	285	11.15	5,5	0.22
<b>VW3A31408</b>	245	9.59	395	15.46	80	3.14	205	8.03	375	14.7	5,5	0.22
<b>VW3A31409</b>	245	9.59	395	15.46	60	2.35	205	8.03	375	14.7	5,5	0.22





A ↻		B ↻	
Nm	lb.in	Nm	lb.in

<b>VW3A31401</b>	9 A	ATV 31●●018M2, 037M2, 055M2, 075M2 LXM 05●D10F1, D10M2	1.5	13.3	1.8	16
<b>VW3A31402</b>	7 A	ATV 31●018M3●, 037M3●, 055M3●, 075M3● LXM 05●D10M3X	1.5	13.3	1.8	16
<b>VW3A31403</b>	16 A	ATV 31●●U11M2, U15M2 LXM 05●D17F1, D17M2	1.5	13.3	1.8	16
<b>VW3A31404</b>	15 A	ATV 31●HU11M3●, U15M3●, U22M3●, ATV 31●●037N4, 055N4, 075N4, U11N4, U15N4 LXM 05●D17M3X, D14N4 ATV 21●H075M3X, HU15M3X, HU22M3X ATV 21●H075N4, HU15N4, HU22N4	1.5	13.3	1.8	16
<b>VW3A31405</b>	22 A	ATV 31●●U22M2 LXM 05●D28F1, D28M2	1.5	13.3	1.8	16
<b>VW3A31406</b>	25 A	ATV 31●HU30M3●, U40M3●, ATV 31●●U22N4, U30N4, U40N4 LXM 05●D42M3X, D34N4 ATV 21●HU30M3X, HU40M3X ATV 21●HU30N4, HU40N4, HU55N4	1.5	13.3	1.8	16
<b>VW3A31407</b>	47 A	ATV 31●HU55M3X, U75M3X, ATV 31●●U55N4, U75N4 LXM 05●D57N4 ATV 21●HU55M3X, HU75M3X, ATV 21●HU75N4, HD11N4	1.5	13.3	4.5	39.8
<b>VW3A31408</b>	83 A	ATV 31●HD11M3●, D15M3● ATV 21●HD11M3X, D15M3X, D18M3X	2.5	22.1	4.5	39.8
<b>VW3A31409</b>	49 A	ATV 31●●D11N4, D15N4 ATV 21●HD15N4, D18N4 ATV 212HD22N4S	2.5	22.1	4.5	39.8