

# Linear Fluorescent Lamps



# Discover GE's LFL solutions WattMiser™ for extra energy savings LongLast™ for extra long life

**Remarkable light** distribution, less shadow than point source lamps

---

**Flexibility** of wattage and length for every application

---

**Up to 46,000 hours** of life with our T8 LongLast™ lamps at 12-hour burning cycles

---

**85 CRI** high colour rendering and high lumen maintenance

---

**5-10%** energy savings with WattMiser lamps versus traditional LFL lamps

---

**Dimmability** for additional cost savings





Office



Retail



Education



Industrial



## Main application areas

### Education and Office

Classrooms and office areas need a creative and stimulating environment. Minimum glare on screens, low luminance contrasts around the desk, and energy cost reduction are just a few of the key requirements. Many schools and offices have already discovered the benefits of replacing their outdated light sources with our new-generation LFL lamps.

### Retail

LFL lamps are the perfect complement of directional light sources, as they provide an excellent level of lighting distribution. In a retail environment, directed light is indispensable to highlight the merchandise however it needs additional light sources with a good light distribution to elevate the brilliance in the entire store, so less point source lamp is needed. Directed light sources and LFL lamps together provide a perfect and economic solution for the illuminance of a retail environment.

### Industrial

For industrial and commercial environments, the use of appropriate illumination systems help promote safety in the workplace, improved productivity and reduced error rates. We recommend our LongLast lamps to cover all these needs.

## T5 & T8 Watt-Miser™ For reduced electricity costs

### T5WattMiser™

T5 Watt-Miser™ uses 5% less energy than other T5 lamps in the range, with the same lumen output. T5 Watt-Miser™ is ideal for any indoor application from a single fitting to large scale installations such as offices, retail outlets and public buildings hence, very significant energy savings can be achieved.

### T5WattMiser™

- 5% energy saving with existing fittings on current controlled gear
- Reduced CO<sub>2</sub> and other greenhouse gas emissions
- Energy saving without loss of light output
- Excellent lumen maintenance
- Product life up to 36,000 hours at 12-hour burning cycle
- Complies with RoHS Directive 2011/65/EU and contains recyclable components

### T5 coating

Our T5 LFL lamps use an advanced coating technology, which improves lamp efficiency by increasing phosphor efficiency.

GE's T5 coating technology gives the option for either longer life or energy saving lamps due to the improvement in lamp performance.





All of GE's T8 range offers excellent service life and high quality light but with the addition of Watt-Miser™ technology. Cost savings of up to 10% can also be achieved with T8 WattMiser.

T8 Watt-Miser™ is ideal for retail, property management, commercial and industrial applications where lighting cycles are typically very long.

### T8 WattMiser™

- Retrofittable – with existing fittings and control gear
- Excellent colour quality – Ra 80+
- Exceptional lumen maintenance
- Product life 23,000 hours – at 12-hour burning cycle with electronic gear
- Significantly reduced CO<sub>2</sub> emission – 0.5kg/kWh
- Short payback – less than a year
- Complies with RoHS Directive 2011/65/EU and contains recyclable components

### Energy-saving example: 32W

Annual savings from a typical installation of 1000 lamps used for 4000 hours a year with energy costs of 0,1 €/kWh	Regular T8	T8 Watt-Miser™
Power at 25°C (W/lamp)	36	32
Annual energy (kWh)	144	128
Annual energy saving (kWh/lamp)	-	16
Annual energy cost saving with WattMiser™ T8 (€)	1600	
Annual replacement cost saving (€)	356	
CO <sub>2</sub> saved in a year (tons)*	6.9	

\*CO<sub>2</sub> emission per kWh 0,37 kg which can vary by country. Best result is achieved with optimal lamp, ballast and fitting combination used at 30°C ambient temperature.

# Linear Fluorescent Lamps


## T5&T8 LongLast™ For reduced relamping costs

**LongLast™**

All businesses look to achieve cost reductions, which is why GE's LongLast range has been designed to meet this requirement. Our LongLast lamps offer reliability and an extended service life, without compromising on other key features, such as initial lumen and lumen maintenance. LongLast lamps with extra long relamping cycles are perfect for facilities where lumiares are hard to reach. LongLast lamps also reduce the total cost of ownership and the environmental footprint of your buildings.

**T5LongLast™**

- Very long and reliable product life – up to 36,000 hours at 12-hour burning cycle
- Up to 7000 lumens per lamp – same illumination with fewer fittings
- High colour quality – CRI 85Ra
- High efficiency for ongoing cost savings
- Smaller physical dimensions
- Complies with RoHS Directive 2011/65/EU and contains recyclable components



### Which to use?

T5 Watt-Miser™ or T5 LongLast™?  
Here's some help to choose.

	Rated Life 3 hour cycle	Rated Life 12 hour cycle	Energy saving
Regular T5	25,000	28,000	-
GE T5 LongLast™	30,000	36,000	-
GE T5 Watt-Miser™	25,000/30,000	30,000/36,000	5%





## T8LongLast™

- Very long reliable product life – 46,000 hours at 12-hour burning cycle with electronic gear
- Same lumen output as regular T8 and excellent lumen maintenance
- Excellent colour rendering – CRI 80+ Ra
- Can be used on existing control gears and fixtures
- Complies with RoHS Directive 2011/65/EU and contains recyclable components



# Linear Fluorescent Lamps

## T5 Tubes Long



### High Efficiency Watt-Miser™

Wattages: 13-33W  
Colours: Warm White to Cool White  
CRI [Ra]: 85  
Rated life: 25,000Hrs

Page III.10



### High Output Watt-Miser™

Wattages: 21-76W  
Colours: Warm White to Cool White  
CRI [Ra]: 85  
Rated life: 25,000(30,000)hrs

Page III.10



### High Efficiency LongLast™

Wattages: 14-35W  
Colours: Extra Warm White to Daylight  
CRI [Ra]: 85  
Rated life: 30,000Hrs

Page III.10



### High Output LongLast™

Wattages: 24-80W  
Colours: Warm White to Daylight  
CRI [Ra]: 85  
Rated life: 30,000Hrs

Page III.11

## T5 Tubes Short



### Specfill Triphosphor

Wattages: 6-8W  
Colours: Cool White and Daylight  
CRI [Ra]: 80+  
Rated life: 8,000Hrs

Page III.11



### Specfill Standard

Wattages: 6-8W  
Colours: Cool White and White  
CRI [Ra]: 52-60  
Rated life: 8,000Hrs

Page III.11



### Triphosphor

Wattages: 8-13W  
Colours: Extra Warm White to Cool White  
CRI [Ra]: 80+  
Rated life: 5,000Hrs

Page III.11



### Standard

Wattages: 4-13W  
Colours: Warm White to Cool White  
CRI [Ra]: 51-58  
Rated life: 5,000Hrs

Page III.11

## Circular Tubes



### T5 Circline™

Wattages: 22-55W  
Colours: Extra Warm White to Daylight  
CRI [Ra]: 82  
Rated life: 12,000Hrs

Page III.12

# Selector

## T8 Tubes



### Watt-Miser™

Wattages: 16-51W  
Colours: Warm White  
to Daylight  
CRI (Ra): 80+  
Rated life: 15,000Hrs

Page III.12



### Polylux XLR™ LongLast™

Wattages: 18-58W  
Colours: Warm White  
and Cool White  
CRI (Ra): 80+  
Rated life: 28,000Hrs

Page III.12



### Polylux XLR™

Wattages: 15-70W  
Colours: Extra Warm  
White to Daylight  
CRI (Ra): 80+  
Rated life: 15,000Hrs

Page III.13

## T8 Shatter-proof



### covRguard™ Polylux XLR™

Wattages: 18-58W  
Colours: White  
and Cool White  
CRI (Ra): 80+  
Rated life: 15,000Hrs

Page III.13

## Starters



### Glow Starters

For wattages: 4-125W

Page III.13

Where "Rated Life" or "Average Rated Life" is stated, we refer to the industry standard definition of how many hours of operation on standard electromagnetic gear 50% of a given installation will exceed (at 3-hours burning cycle). Rated Average Life for all linear fluorescent products is provided on standard electromagnetic gear except for T5 long tubes and T5 Circline tubes.

# Linear Fluorescent Lamps

## Product identification

The following glossary of terms will help you when selecting lamps in this section. Within each product line, lamps are divided into families – within these families, lamps are listed by wattage. The Product Description can be used as a quick reference to each product's attributes. Where "Life" or "Average Rated Life" is stated, we refer to the industry standard definition of how many hours of operation on standard electromagnetic gear 50% of a given installation will exceed. Rated Average Life for all linear fluorescent products is provided on standard electromagnetic ballast except for T5 long tubes and T5 Circline tubes.

### Additional parameters:

**Cap:** The type of cap fitted. See the "Cap Drawings" chapter for more information.

#### Watts:

Energy Used –  
To estimate energy consumption (kWh), multiply watts x hours of use and divide by 1000

**Diameter:**  
Tube diameter in mm

**Length:**  
Lamp length (cap to cap) in mm

**Product description:**  
Lamp reference – describes the lamp's main characteristics

**Initial Lumen (at 25 or 35°C):**  
Light output after the initial 100 hours of operation

**CCT:**  
Colour temperature – Kelvin [K]. The visual warmth or coolness of the light. The higher the number the whiter or cooler the light appears

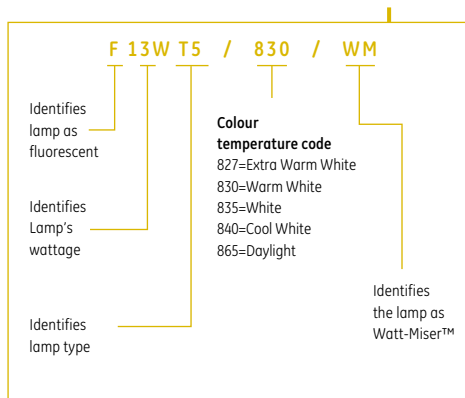
**Rated Average Life (3-hr cycle):**  
The point in time when 50% of installed lamps are still burning

**EEC:** Energy Efficiency Class  
**Energy Consumption:** kWh/1000h

Wattage [W]	Length [mm]	Diameter [mm]	Product Description	Product Code	Initial Lumen (at 35°C) [lm]	Colour Type	CCT [K]	CRI [Ra]	Rated Average Life (3-hr cycle) [h]	EEC	Energy Consumption [kWh]	Pack Qty
-------------	-------------	---------------	---------------------	--------------	------------------------------	-------------	---------	----------	-------------------------------------	-----	--------------------------	----------

### T5 Watt-Miser™ - High Efficiency, G5 Cap

26	1,149	16	F26W/T5/830/WM	97231	2640	Warm White	3000	85	25,000	A+	29	30
26	1,149	16	F26W/T5/840/WM	61078	2640	Cool White	4000	85	25,000	A+	29	30
33	1,449	16	F33W/T5/830/WM	79417	3320	Warm White	3000	85	25,000	A+	38	30



**Colour Type:**  
Extra Warm White  
Warm White  
White  
Natural White  
Cool White  
Northlight  
Daylight

**Product code:**  
It is important to use this code when ordering to ensure that you receive the exact product you require

**CRI:**  
Colour rendering index, the higher the number (1-100), the more natural the lit subject appears

**Pack quantity:**  
The number of lamps in one outer case

Wattage (W)	Length (mm)	Diameter (mm)	Product Description	Product Code	Initial Lumen (at 35°C) (lm)	Colour Type	CCT (K)	CRI (Ra)	Rated Average Life (3-hr cycle) (h)	EEC	Energy Consumption (kWh)	Pack Qty
13	549	16	F13W/T5/830/WM	79418	1,350	Warm White	3,000	85	25,000	A+	14	30
13	549	16	F13W/T5/840/WM	61080	1,350	Cool White	4,000	85	25,000	A+	14	30
20	849	16	F20W/T5/840/WM	61079	2,100	Cool White	4,000	85	25,000	A+	22	30
26	1,149	16	F26W/T5/830/WM	97231	2,900	Warm White	3,000	85	25,000	A+	29	30
26	1,149	16	F26W/T5/840/WM	61078	2,900	Cool White	4,000	85	25,000	A+	29	30
33	1,449	16	F33W/T5/830/WM	79417	3,650	Warm White	3,000	85	25,000	A+	36	30
33	1,449	16	F33W/T5/840/WM	61077	3,650	Cool White	4,000	85	25,000	A+	36	30

### T5 Watt-Miser™ - High Output, G5 Cap

21	549	16	F21W/T5/840/WM	61076	2,000	Cool White	4,000	85	25,000	A+	23	30
36	849	16	F36W/T5/840/WM	61075	3,500	Cool White	4,000	85	25,000	A+	39	30
46	1,449	16	F46W/T5/830/WM	97232	4,900	Warm White	3,000	85	25,000	A+	51	30
46	1,449	16	F46W/T5/840/WM	61073	4,900	Cool White	4,000	85	25,000	A+	51	30
51	1,149	16	F51W/T5/830/WM	97966	5,000	Warm White	3,000	85	30,000	A+	56	30
51	1,149	16	F51W/T5/840/WM	61074	5,000	Cool White	4,000	85	30,000	A+	56	30
76	1,449	16	F76W/T5/830/WM	97965	7,000	Warm White	3,000	85	25,000	A+	83	30
76	1,449	16	F76W/T5/840/WM	61072	7,000	Cool White	4,000	85	25,000	A+	83	30

### T5 LongLast™ - High Efficiency, G5 Cap

14	549	16	F14W/T5/827/LL	61086	1,350	Extra Warm White	2,700	85	30,000	A+	15	30
14	549	16	F14W/T5/830/LL	61087	1,350	Warm White	3,000	85	30,000	A+	15	30
14	549	16	F14W/T8/830/LL/BULK	61066	1,350	Warm White	3,000	85	30,000	A+	15	40
14	549	16	F14W/T5/835/LL	61090	1,350	White	3,500	85	30,000	A+	15	30
14	549	16	F14W/T5/840/LL	61091	1,350	Cool White	4,000	85	30,000	A+	15	30
14	549	16	F14W/T8/840/LL/BULK	61067	1,350	Cool White	4,000	85	30,000	A+	15	40
14	549	16	F14W/T5/865/LL	61088	1,250	Daylight	6,500	85	30,000	A+	15	30
21	849	16	F21W/T5/827/LL	61089	2,100	Extra Warm White	2,700	85	30,000	A+	23	30
21	849	16	F21W/T5/830/LL	61092	2,100	Warm White	3,000	85	30,000	A+	23	30
21	849	16	F21W/T5/840/LL	61093	2,100	Cool White	4,000	85	30,000	A+	23	30
21	849	16	F21W/T8/840/LL/BULK	61068	2,100	Cool White	4,000	85	30,000	A+	23	40
21	849	16	F21W/T5/865/LL	61094	1,950	Daylight	6,500	85	30,000	A+	23	30
28	1,149	16	F28W/T5/827/LL	61095	2,900	Extra Warm White	2,700	85	30,000	A+	31	30
28	1,149	16	F28W/T5/830/LL	61096	2,900	Warm White	3,000	85	30,000	A+	31	30
28	1,149	16	F28W/T5/830/LL/BULK	61069	2,900	Warm White	3,000	85	30,000	A+	31	40
28	1,149	16	F28W/T5/840/LL	61102	2,900	Cool White	4,000	85	30,000	A+	31	30
28	1,149	16	F28W/T5/840/LL/BULK	61070	2,900	Cool White	4,000	85	30,000	A+	31	40
28	1,149	16	F28W/T5/865/LL	61098	2,700	Daylight	6,500	85	30,000	A+	31	30
35	1,449	16	F35W/T5/827/LL	61099	3,650	Extra Warm White	2,700	85	30,000	A+	38	30
35	1,449	16	F35W/T5/830/LL	61100	3,650	Warm White	3,000	85	30,000	A+	38	30
35	1,449	16	F35W/T5/835/LL	61101	3,650	White	3,500	85	30,000	A+	38	30
35	1,449	16	F35W/T5/840/LL	61103	3,650	Cool White	4,000	85	30,000	A+	38	30
35	1,449	16	F35W/T5/840/LL/BULK	61071	3,650	Cool White	4,000	85	30,000	A+	38	40
35	1,449	16	F35W/T5/865/LL	61104	3,400	Daylight	6,500	85	30,000	A+	38	30

T5 LongLast™ range was formerly called Starcoat™ range after the GE's T5 coating technology.



# Linear Fluorescent Lamps

Wattage (W)	Length (mm)	Diameter (mm)	Product Description	Product Code	Initial Lumen (at 35°C) (lm)	Colour Type	CCT (K)	CRI (Ra)	Rated Average Life (3-hr cycle) (h)	EEC	Energy Consumption (kWh)	Pack Qty
<b>T5 LongLast™ - High Output, G5 Cap</b>												
24	549	16	F24W/T5/830/LL	61105	2,000	Warm White	3,000	85	30,000	A+	25	30
24	549	16	F24W/T5/835/LL	61106	2,000	White	3,500	85	30,000	A+	25	30
24	549	16	F24W/T5/840/LL	61097	2,000	Cool White	4,000	85	30,000	A+	25	30
24	549	16	F24W/T5/840/LL/BULK	61081	1,750	Cool White	4,000	85	30,000	A+	25	40
24	549	16	F24W/T5/865/LL	61107	1,900	Daylight	6,500	85	30,000	A	25	30
39	849	16	F39W/T5/830/LL	61108	3,500	Warm White	3,000	85	30,000	A+	42	30
39	849	16	F39W/T5/840/LL	61109	3,500	Cool White	4,000	85	30,000	A+	42	30
39	849	16	F39W/T5/840/LL/BULK	61082	3,500	Cool White	4,000	85	30,000	A+	42	40
49	1,449	16	F49W/T5/830/LL	61119	4,900	Warm White	3,000	85	30,000	A+	54	30
49	1,449	16	F49W/T5/835/LL	61121	4,900	White	3,500	85	30,000	A+	54	30
49	1,449	16	F49W/T5/840/LL	61122	4,900	Cool White	4,000	85	30,000	A+	54	30
49	1,449	16	F49W/T5/840/LL/BULK	61084	4,900	Cool White	4,000	85	30,000	A+	54	40
49	1,449	16	F49W/T5/865/LL	78707	4,650	Daylight	6,500	85	30,000	A+	54	30
54	1,149	16	F54W/T5/830/LL	61110	5,000	Warm White	3,000	85	30,000	A+	59	30
54	1,149	16	F54W/T5/840/LL	61111	5,000	Cool White	4,000	85	30,000	A+	59	30
54	1,149	16	F54W/T5/840/LL/BULK	61083	5,000	Cool White	4,000	85	30,000	A+	59	40
54	1,149	16	F54W/T5/865/LL	61118	4,750	Daylight	6,500	85	30,000	A+	59	30
80	1,449	16	F80W/T5/830/LL	78708	7,000	Warm White	3,000	85	30,000	A	89	30
80	1,449	16	F80W/T5/840/LL	78709	7,000	Cool White	4,000	85	30,000	A	89	30
80	1,449	16	F80W/T5/840/LL/BULK	61085	7,000	Cool White	4,000	85	30,000	A	89	40

T5 LongLast™ range was formerly called Starcoat™ range after the GE's T5 coating technology.

## T5 Miniature - Specfill Triphosphor - Emergency Lighting, G5 Cap

6	212.1	16	F6W/T5/840/SPECFILL/IND	40327	300	Cool White	4,000	80+	8,000	A	6	100
8	288.3	16	F8W/T5/840/SPECFILL/IND	40331	460	Cool White	4,000	80+	8,000	A	8	100
8	288.3	16	F8W/T5/865/SPECFILL/IND	45034	430	Daylight	6,500	80+	8,000	A	8	100

## T5 Miniature - Specfill Standard - Emergency Lighting, G5 Cap

6	212.1	16	F6W/T5/33/SPECFILL/IND	40307	260	Cool White	4,040	60	8,000	A	6	100
8	288.3	16	F8W/T5/35/SPECFILL	27027	400	White	3,450	54	8,000	A	8	25
8	288.3	16	F8W/T5/35/SPECFILL/IND	91451	400	White	3,450	54	8,000	A	8	100
8	288.3	16	F8W/T5/33/SPECFILL	27011	400	Cool White	4,040	60	8,000	A	8	25
8	288.3	16	F8W/T5/33/SPECFILL/IND	91450	400	Cool White	4,040	60	8,000	A	8	100

## T5 Miniature - Triphosphor, G5 Cap

8	288.3	16	F8W/T5/827/IND	37008	460	Extra Warm White	2,700	80+	5,000	A	8	100
8	288.3	16	F8W/T5/840/IND	37009	460	Cool White	4,000	80+	5,000	A	8	100
13	517.9	16	F13W/T5/827	39447	970	Extra Warm White	2,700	80+	8,000	A	14	25

Wattage [W]	Length [mm]	Diameter [mm]	Product Description	Product Code	Initial Lumen (at 25°C) [lm]	Colour Type	CCT [K]	CRI [Ra]	Rated Average Life (3-hr cycle) [h]	EEC	Energy Consumption [kWh]	Pack Qty
4	150.9	16	F4W/T5/35	39446	130	White	3,450	54	5,000	B	5	25
4	150.9	16	F4W/T5/33	39441	130	Cool White	4,040	60	5,000	B	5	25
6	226.1	16	F6W/T5/35	39442	260	White	3,450	54	5,000	A	6	25
6	226.1	16	F6W/T5/33	39445	260	Cool White	4,040	60	5,000	A	6	25
8	302.3	16	F8W/T5/29	37754	400	Warm White	2,940	52	5,000	A	8	25
8	302.3	16	F8W/T5/35	37756	395	White	3,450	54	5,000	A	8	25
8	302.3	16	F8W/T5/33	37755	395	Cool White	4,040	60	5,000	A	8	25
13	531.9	16	F13W/T5/29	39437	850	Warm White	2,950	52	5,000	A	14	25
13	531.9	16	F13W/T5/35	39439	850	White	3,450	54	5,000	A	14	25
13	531.9	16	F13W/T5/33	39440	850	Cool White	3,450	60	5,000	A	14	25

### T5 Circline™ – 2Gx13 Cap

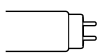
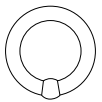
22	230	16	FC22W/T5/827	75707	1,900	Extra Warm White	2,700	82	12,000	A	25	10
22	230	16	FC22W/T5/830	75709	1,900	Warm White	3,000	82	12,000	A	25	10
22	230	16	FC22W/T5/840	75720	1,900	Cool White	4,000	82	12,000	A	25	10
22	230	16	FC22W/T5/865	75710	1,800	Daylight	6,500	82	12,000	A	25	10
40	305	16	FC40W/T5/827	75711	3,300	Extra Warm White	2,700	82	12,000	A	45	10
40	305	16	FC40W/T5/830	75712	3,300	Warm White	3,000	82	12,000	A	45	10
40	305	16	FC40W/T5/840	75713	3,300	Cool White	4,000	82	12,000	A	45	10
40	305	16	FC40W/T5/865	75715	3,150	Daylight	6,500	82	12,000	A	44	10
55	305	16	FC55W/T5/827	75716	4,200	Extra Warm White	2,700	82	12,000	A	61	10
55	305	16	FC55W/T5/830	75717	4,200	Warm White	3,000	82	12,000	A	61	10
55	305	16	FC55W/T5/840	75718	4,200	Cool White	4,000	82	12,000	A	61	10
55	305	16	FC55W/T5/865	75719	3,900	Daylight	6,500	82	12,000	A	61	10

### T8 Watt-Miser™ – G13 Cap

16	589.8	26	F16W/T8/830/WM	73605	1,300	Warm White	3,000	80+	15,000	A	20	25
16	589.8	26	F16W/T8/840/WM	73607	1,300	Cool White	4,000	80+	15,000	A	20	25
16	589.8	26	F16W/T8/860/WM	73608	1,230	Daylight	6,400	80+	15,000	A	20	25
32	1,199.4	26	F32W/T8/830/WM	96748	2,750	Warm White	3,000	80+	15,000	A	37	25
32	1,199.4	26	F32W/T8/840/WM	96750	2,750	Cool White	4,000	80+	15,000	A	37	25
32	1,199.4	26	F32W/T8/860/WM	96747	2,600	Daylight	6,400	80+	15,000	A	38	25
51	1,500	26	F51W/T8/830/WM	73609	4,320	Warm White	3,000	80+	15,000	A	59	25
51	1,500	26	F51W/T8/840/WM	73611	4,320	Cool White	4,000	80+	15,000	A	59	25
51	1,500	26	F51W/T8/860/WM	73613	4,120	Daylight	6,400	80+	15,000	A	60	25

### T8 Polylux XLR™ LongLast™ – G13 Cap

18	589.8	26	F18W/T8/830/LL	70980	1350	Warm White	3,000	80+	28,000	A	22	25
18	589.8	26	F18W/T8/840/LL	70981	1350	Cool White	4,000	80+	28,000	A	22	25
36	1,199.4	26	F36W/T8/830/LL	43508	3350	Warm White	3,000	80+	28,000	A	42	25
36	1,199.4	26	F36W/T8/840/LL	43509	3350	Cool White	4,000	80+	28,000	A	42	25
58	1,500	26	F58W/T8/830/LL	43510	5200	Warm White	3,000	80+	28,000	A	67	25
58	1,500	26	F58W/T8/840/LL	43511	5200	Cool White	4,000	80+	28,000	A	67	25



# Linear Fluorescent Lamps

Wattage [W]	Length [mm]	Diameter [mm]	Product Description	Product Code	Initial Lumen (at 25°C) [lm]	Colour Type	CCT [K]	CRI [Ra]	Rated Average Life (3-hr cycle) [h]	EEC	Energy Consumption [kWh]	Pack Qty
15	437.4	26	F15W/T8/830/POLYLUX	23248	950	Warm White	3,000	80+	15,000	B	19	25
15	437.4	26	F15W/T8/835 POLYLUX	78133	950	White	3,500	80+	15,000	B	19	25
15	437.4	26	F15W/T8/840/POLYLUX	23249	950	Cool White	4,000	80+	15,000	B	19	25
15	437.4	26	F15W/T8/860/POLYLUX	78131	900	Daylight	6,400	80+	15,000	B	18	25
18	589.8	26	F18W/T8/827/POLYLUX	62560	1,350	Extra Warm White	2,700	80+	15,000	A	22	25
18	589.8	26	F18W/T8/830/POLYLUX	62559	1,350	Warm White	3,000	80+	15,000	A	22	25
18	589.8	26	F18W/T8/835/POLYLUX	62534	1,350	White	3,500	80+	15,000	A	22	25
18	589.8	26	F18W/T8/840/POLYLUX	62558	1,350	Cool White	4,000	80+	15,000	A	22	25
18	589.8	26	F18W/T8/860/POLYLUX	62557	1,250	Daylight	6,400	80+	15,000	A	22	25
30	894.6	26	F30W/T8/830/POLYLUX	18141	2,450	Warm White	3,000	80+	15,000	A	37	25
30	894.6	26	F30W/T8/835/POLYLUX	78132	2,450	White	3,500	80+	15,000	A	37	25
30	894.6	26	F30W/T8/840/POLYLUX	18142	2,450	Cool White	4,000	80+	15,000	A	37	25
30	894.6	26	F30W/T8/860/POLYLUX	12607	2,300	Daylight	6,400	80+	15,000	A	36	25
36	1,199.4	26	F36W/T8/827/POLYLUX	62554	3,350	Extra Warm White	2,700	80+	15,000	A	42	25
36	1,199.4	26	F36W/T8/830/POLYLUX	62553	3,350	Warm White	3,000	80+	15,000	A	42	25
36	1,199.4	26	F36W/T8/835/POLYLUX	62532	3,350	White	3,500	80+	15,000	A	42	25
36	1,199.4	26	F36W/T8/840/POLYLUX	62551	3,350	Cool White	4,000	80+	15,000	A	42	25
36	1,199.4	26	F36W/T8/860/POLYLUX	62552	3,250	Daylight	6,400	80+	15,000	A	43	25
58	1,500	26	F58W/T8/827/POLYLUX	62550	5,200	Extra Warm White	2,700	80+	15,000	A	68	25
58	1,500	26	F58W/T8/830/POLYLUX	62549	5,200	Warm White	3,000	80+	15,000	A	68	25
58	1,500	26	F58W/T8/835/POLYLUX	62531	5,200	White	3,500	80+	15,000	A	68	25
58	1,500	26	F58W/T8/840/POLYLUX	62548	5,200	Cool White	4,000	80+	15,000	A	68	25
58	1,500	26	F58W/T8/860/POLYLUX	62547	5,000	Daylight	6,400	80+	15,000	A	68	25
70	1,763.8	26	F70W/T8/835/POLYLUX	62572	6,000	White	3,500	80+	15,000	A	81	25
70	1,763.8	26	F70W/T8/840/POLYLUX	62573	6,000	Cool White	4,000	80+	15,000	A	81	25

## T8 covGuard™ PolyLux XLR™ - G13 Cap

18	589.8	26	F18W/T8/835 CVG	17204	1,310	White	3,500	80+	15,000	A	22	25
18	589.8	26	F18W/T8/840 CVG	17205	1,300	Cool White	4,000	80+	15,000	A	22	25
36	1,199.4	26	F36W/T8/835 CVG	17202	3,250	White	3,500	80+	15,000	A	42	25
36	1,199.4	26	F36W/T8/840 CVG	17209	3,250	Cool White	4,000	80+	15,000	A	42	25
58	1,500	26	F58W/T8/835 CVG	99590	5,050	White	3,500	80+	15,000	A	68	25
58	1,500	26	F58W/T8/840 CVG	99591	5,050	Cool white	4,000	80+	15,000	A	68	25

T8 covGuard lamps can be used both in open and closed fixtures.

Wattage [W]	Volt [V]	Product Description	Rated Life (switching cycles)	Product Code	Pack Qty
<b>Starter</b>					
Single 4-65W	110-130V	155/501/4/65W/UNIV/BX	10,000	36536	250
Single 4-65W	110-130V	155/501/4/65W/UNIV/IND	10,000	36537	2,000
Series 4-8W, 15-22W	220-240V	155/200/4-22W/TANDEM/BX	10,000	36711	250
Series 4-8W, 15-22W	220-240V	155/200/4-22W/TANDEM/IND	10,000	36714	2,000
Single 75-125W	110-130V	155/800/75-125W/BX	10,000	37864	250
Single 75-115W	110-130V	155/801/75-115W/BX	10,000	37975	250
Single 75-115W	110-130V	155/801/75-115W/IND	10,000	37974	2,000
Series 4-8W, 15-22W	220-240V	155/200 4-22W/TANDEM/BX	8,000	64085	250
Series 4-8W, 15-22W	220-240V	155/200 4-22W/TANDEM/IND	8,000	64086	2,000
Single 4-65W	110-130V	155/500 4-65W/UNIV/BX	8,000	64087	250
Single 4-65W	110-130V	155/500 4-65W/UNIV/IND	8,000	64088	2,000



# Brand cross reference

The following pages show GE and alternative brand Order Codes. These cross references are provided as a quick guide and may only represent a near equivalent to other brands. The table contains data from alternative brands' catalogues and website.

GE	OSRAM	PHILIPS	Havells Sylvania
<b>T5 Watt-Miser™ High Efficiency</b>	<b>Lumilux T5 HE ES</b>	<b>Master TL5 HE Eco</b>	
F13W/T5/830/WM	-	13W/830	-
F13W/T5/840/WM	13W/840	13W/840	-
F20W/T5/840/WM	-	-	-
F26W/T5/830/WM	25W/830	25W/830	-
F26W/T5/840/WM	25W/840	25W/840	-
F33W/T5/830/WM	32W/830	32W/830	-
F33W/T5/840/WM	32W/840	32W/840	-
<b>T5 Watt-Miser™ High Output</b>	<b>Lumilux T5 HO ES</b>	<b>Master TL5 HO Eco</b>	
F21W/T5/840/WM	-	-	-
F36W/T5/840/WM	-	-	-
F46W/T5/830/WM	45W/830	45W/830	-
F46W/T5/840/WM	45W/840	45W/840	-
F51W/T5/830/WM	50W/830	50W/830	-
F51W/T5/840/WM	50W/840	50W/840	-
F76W/T5/830/WM	73W/830	73W/830	-
F76W/T5/840/WM	73W/840	73W/840	-
<b>T5 LongLast™ High Efficiency</b>	<b>Lumilux T5 HE</b>	<b>Master TL5 HE</b>	<b>T5 Luxline Plus FHE</b>
F14W/T5/827/LL	FH14W/827HE	14W/827	FHE14W/827
F14W/T5/830/LL	FH14W/830HE	14W/830	FHE14W/830
F14W/T5/835/LL	FH 14W/835HE	-	FHE14W/835
F14W/T5/840/LL	FH14W/840HE	14W/840	FHE14W/840
F14W/T5/865/LL	FH14W/865HE	14W/865	FHE14W/860
F21W/T5/827/LL	FH21W/827HE	21W/827	FHE21W/827
F21W/T5/830/LL	FH21W/830HE	21W/830	FHE21W/830
F21W/T5/840/LL	FH21W/840HE	21W/840	FHE21W/840
F21W/T5/865/LL	FH21W/865HE	21W/865	FHE21W/860
F28W/T5/827/LL	FH28W/827HE	28W/827	FHE28W/827
F28W/T5/830/LL	FH28W/830HE	28W/830	FHE28W/830
F28W/T5/840/LL	FH28W/840HE	28W/840	FHE28W/840
F28W/T5/865/LL	FH28W/865HE	28W/865	FHE28W/860
F35W/T5/827/LL	FH35W/827HE	35W/827	FHE35W/827
F35W/T5/830/LL	FH35W/830HE	35W/830	FHE35W/830
F35W/T5/835/LL	FH35W/835HE	-	FHE35W/835
F35W/T5/840/LL	FH35W/840HE	35W/840	FHE35W/840
F35W/T5/865/LL	FH35W/865HE	35W/865	FHE35W/860
<b>T5 LongLast™ High Output</b>	<b>Lumilux T5 HO</b>	<b>Master TL5 HO</b>	<b>T5 Luxline Plus FHO</b>
F24W/T5/830/LL	FH24W/830HO	24W/830	FHO24W/830
F24W/T5/835/LL	FH24W/835HO	-	FHO24W/835
F24W/T5/840/LL	FH24W/840HO	24W/840	FHO24W/840
F24W/T5/865/LL	FH24W/865HO	24W/865	FHO24W/860
F39W/T5/830/LL	FH39W/830HO	39W/830	FHO39W/830
F39W/T5/840/LL	FH39W/840HO	39W/840	FHO39W/840
F49W/T5/830/LL	FH49W/830HO	49W/830	FHO49W/830
F49W/T5/835/LL	-	-	FHO49W/835
F49W/T5/840/LL	FH49W/840HO	49W/840	FHO49W/840
F49W/T5/865/LL	FH49W/885HO	49W/865	FHO49W/860
F54W/T5/830/LL	-	54W/830	FHO54W/830
F54W/T5/840/LL	FH54W/840HO	54W/840	FHO54W/840
F54W/T5/865/LL	FH54W/865HO	54W/865	FHO54W/860
F80W/T5/830/LL	FH80W/830HO	80W/830	FHO80W/830
F80W/T5/840/LL	FH80W/840HO	80W/840	FHO80W/840

# Linear Fluorescent Lamps

GE	OSRAM	PHILIPS	Havells Sylvania
<b>T5 Miniature Standard</b>	<b>Energy Saver (Basic) T5 short</b>	<b>TL Mini</b>	<b>T5 Standard</b>
F4W/T5/35	-	-	F4W/135
F4W/T5/33	L4W/640	4W/33-640	F4W/133
F6W/T5/35	-	-	F6W/135
F6W/T5/33	L6W/640	6W/33-640	F6W/133
F8W/T5/29	-	-	F8W/129
F8W/T5/35	L8W/535	-	F8W/135
F8W/T5/33	L8W/640	8W/33-640	F8W/133
F13W/T5/29	-	-	F13W/129
F13W/T5/35	-	-	F13W/135
F13W/T5/33	L13W/640	13W/33-640	F13W/133
<b>T5 Miniature Triphosphore</b>	<b>Lumilux T5 short</b>	<b>Master TL Mini Super</b>	<b>T5 Luxline Plus</b>
F8W/T5/827	L8W/827	8W/827	-
F8W/T5/840	L8W/840	8W/840	F8W/840
F13W/T5/827	L13W/840	13W/840	-
<b>T5 Miniature Specfill Standard - Emergency Lighting</b>	<b>Emergency Lighting (Basic) T5 short</b>	-	<b>T5 Emergency</b>
F6W/T5/33/SPECFILL	L6W/640	-	F6W/133 Emergency
F8W/T5/35/SPECFILL	-	-	-
F8W/T5/33/SPECFILL	L8W/640	-	F8W/133 Emergency
<b>T5 Miniature Specfill Triphosphore - Emergency Lighting</b>	-	-	<b>T5 Emergency</b>
F6W/T5/840/SPECFILL	-	-	-
F8W/T5/840/SPECFILL	-	-	F8W/1840 Emergency
F8W/T5/865/SPECFILL	-	-	-
<b>T5 Circline™</b>	<b>Lumilux T5 FC</b>	<b>Master TL5 Circular</b>	
FC22W/T5/827	FC22W/827	22W/827	
FC22W/T5/830	FC22W/830	22W/830	-
FC22W/T5/840	FC22W/840	22W/840	-
FC22W/T5/865	FC22W/865	-	
FC40W/T5/827	FC40W/827	40W/827	-
FC40W/T5/830	FC40W/830	40W/830	-
FC40W/T5/840	FC40W/840	40W/840	-
FC40W/T5/865	FC40W/865	-	
FC55W/T5/827	FC55W/827	-	
FC55W/T5/830	FC55W/830	55W/830	-
FC55W/T5/840	FC55W/840	55W/840	-
FC55W/T5/865	FC55W/865	-	
<b>T8 Watt-Miser™</b>	<b>Lumilux T8 ES</b>	<b>Master TL-D Eco</b>	<b>T8 Luxline Eco</b>
F16W/T8/830/WM	16W/830	16W/830	F16W/830
F16W/T8/840/WM	16W/840	16W/840	F16W/840
F16W/T8/860/WM	-	16W/865	-
F32W/T8/830/WM	32W/830	32W/830	F32W/830
F32W/T8/840/WM	32W/840	32W/840	F32W/840
F32W/T8/860/WM	-	32W/865	F32W/865
F51W/T8/830/WM	51W/830	51W/830	F51W/830
F51W/T8/840/WM	51W/840	51W/840	F51W/840
F51W/T8/860/WM	-	51W/865	F51W/865
<b>T8 PolyLux XLR™ LongLast™</b>	<b>Lumilux XT T8</b>	<b>Master TL-D Xtra</b>	-
F18W/T8/830/POLYLUX/LL	L18W/830XT	18W/830	-
F18W/T8/840/POLYLUX/LL	L18W/840XT	18W/840	-
F36W/T8/830/POLYLUX/LL	L36W/830XT	36W/830	-
F36W/T8/840/POLYLUX/LL	L36W/840XT	36W/840	-
F58W/T8/830/POLYLUX/LL	L58W/830XT	58W/830	-
F58W/T8/840/POLYLUX/LL	L58W/840XT	58W/840	-



# Brand cross reference

GE	OSRAM	PHILIPS	Havells Sylvania
T8 Polylux XLR™	Lumilux T8	Master TL-D Super 80	T8 Luxline Plus
F15W/T8/830/POLYLUX	L15W/830	15W/830	F15W/830
FF15W/T8/835 POLYLUX	-	-	F15W/835
F15W/T8/840/POLYLUX	L15W/840	15W/840	F15W/840
F15W/T8/860/POLYLUX	L15W/860	15W/865	F15W/865
F18W/T8/827/POLYLUX	L18W/827	18W/827	F18W/827
F18W/T8/830/POLYLUX	L18W/830	18W/830	F18W/830
F18W/T8/835/POLYLUX	L18W/835	18W/835	F18W/835
F18W/T8/840/POLYLUX	L18W/840	18W/840	F18W/840
F18W/T8/860/POLYLUX	L18W/865	18W/865	F18W/865
F30W/T8/830/POLYLUX	L30W/830	30W/830	F30W/830
F30W/T8/835/POLYLUX	-	30W/835	F30W/835
F30W/T8/840/POLYLUX	L30W/840	30W/840	F30W/840
F30W/T8/860/POLYLUX	L30W/865	30W/865	F30W/865
F36W/T8/827/POLYLUX	L36W/827	36W/827	F36W/827
F36W/T8/830/POLYLUX	L36W/830	36W/830	F36W/830
F36W/T8/835/POLYLUX	L36W/835	36W/835	F36W/835
F36W/T8/840/POLYLUX	L36W/840	36W/840	F36W/840
F36W/T8/860/POLYLUX	L36W/865	36W/865	F36W/865
F58W/T8/827/POLYLUX	L58W/827	58W/827	F58W/827
F58W/T8/830/POLYLUX	L58W/830	58W/830	F58W/830
F58W/T8/835/POLYLUX	L58W/835	58W/835	F58W/835
F58W/T8/840/POLYLUX	L58W/840	58W/840	F58W/840
F58W/T8/860/POLYLUX	L58W/865	58W/865	F58W/860
F70W/T8/835/POLYLUX	L70W/835	70W/835	F70W/840
F70W/T8/840/POLYLUX	L70W/840	70W/840	-