

## Surge protection device - PT-IQ-1X2+F-24DC-PT - 2801256

Please be informed that the data shown in this PDF Document is generated from our Online Catalog. Please find the complete data in the user's documentation. Our General Terms of Use for Downloads are valid (<http://phoenixcontact.com/download>)



Surge protection, consisting of protective plug and base element, with integrated multi-stage status indicator on the module for one 2-wire floating signal circuit. Indirect grounding via gas-filled surge arrester.

The figure shows the PT-IQ-1x2-24DC-PT version



### Key commercial data

Packing unit	1 pc
GTIN	 4 046356 766395
Weight per Piece (excluding packing)	137.6 g
Custom tariff number	85363030
Country of origin	Germany

### Technical data

#### Dimensions

Height	109.3 mm
Width	17.7 mm
Depth	77.5 mm
Horizontal pitch	1 Div.

#### Ambient conditions

Ambient temperature (operation)	-40 °C ... 70 °C
Ambient temperature (storage/transport)	-40 °C ... 85 °C
Degree of protection	IP20

#### General

Housing material	PA 6.6
Inflammability class according to UL 94	V0
Color	black
Mounting type	DIN rail mounting
Type	DIN rail module, two-section, divisible

# Surge protection device - PT-IQ-1X2+F-24DC-PT - 2801256

## Technical data

### General

Direction of action	Line-Line & Line-Signal Ground/Shield & optional Signal Ground/Shield-Earth Ground
---------------------	------------------------------------------------------------------------------------

### Protective circuit

IEC test classification	C1
	C2
	C3
	D1
Nominal voltage $U_N$	4 V DC
Maximum continuous operating voltage $U_C$	30 V DC
	21 V AC
Nominal current $I_N$	1000 mA (40°C)
Operating effective current $I_C$ at $U_C$	≤ 1 mA (per system)
Residual current $I_{PE}$	≤ 1 μA
Nominal discharge current $I_n$ (8/20) μs (Core-Core)	10 kA
Nominal discharge current $I_n$ (8/20) μs (Core-Earth)	10 kA
Impulse discharge current (10/350) μs, peak value $I_{imp}$	2.5 kA
Voltage protection level $U_p$ (core-core)	≤ 80 V (C1 - 1 kV/500 A)
	≤ 130 V (C2 - 10 kV / 5 kA)
	≤ 55 V (C3 - 25 A)
Voltage protection level $U_p$ (core-ground)	≤ 900 V (C1 - 1 kV/500 A)
	≤ 1300 V (C2 - 10 kV / 5 kA)
	≤ 1000 V (C3 - 25 A)
Voltage protection level $U_p$ (core-GND)	≤ 600 V (C1 - 1 kV/500 A)
	≤ 750 V (C2 - 10 kV / 5 kA)
	≤ 700 V (C3 - 25 A)
Voltage protection level $U_p$ static (core-core)	≤ 65 V (C1 - 1 kV/500 A)
Voltage protection level $U_p$ static (core-ground)	≤ 130 V (C2 - 10 kV / 5 kA)
	≤ 60 V (C3 - 25 A)
Voltage protection level $U_p$ static (core-GND)	≤ 60 V (C2 - 10 kV / 5 kA)
	≤ 40 V (C3 - 25 A)
Response time $t_A$ (Core-Core)	≤ 1 ns
Response time $t_A$ (Core-Earth)	≤ 100 ns
	≤ 100 ns
Input attenuation $a_E$ , sym.	typ. 0.3 dB (≤ 270 kHz/150 Ω)
Cut-off frequency $f_g$ (3 dB), sym. in 150 Ohm system	typ. 1.1 MHz
Capacity (Core-Core)	typ. 2 nF
Resistance in series	1.2 Ω ±5 % (per path)
Surge protection fault message	Optical, multi-stage
Max. required back-up fuse	1 A (FF)
Impulse durability (conductor-conductor)	C3 - 25 A

# Surge protection device - PT-IQ-1X2+F-24DC-PT - 2801256

## Technical data

### Protective circuit

Impulse durability (conductor-ground)	C2 - 10 kA
	D1 - 2,5 kA
	C3 - 25 A
Impulse durability (conductor-GND)	C2 - 10 kA
	C3 - 25 A
Pulse reset time (conductor-conductor)	≤ 4000 ms
Pulse reset time (conductor-ground)	≤ 30 ms
Pulse reset time (conductor-GND)	≤ 2600 ms
Overload failure mode (connector)	2
Overload failure mode (GND-ground base element)	2

### Connection data

Connection method	Push-in connection
Connection type IN	Push-in connection
Connection type OUT	Push-in connection
Stripping length	10 mm
Conductor cross section stranded min.	0.2 mm <sup>2</sup>
Conductor cross section stranded max.	2.5 mm <sup>2</sup>
Conductor cross section solid min.	0.2 mm <sup>2</sup>
Conductor cross section solid max.	4 mm <sup>2</sup>
Conductor cross section AWG/kcmil min.	24
Conductor cross section AWG/kcmil max	12

### Connection, equipotential bonding

Connection method	NS 35 DIN rail or connection terminal block
-------------------	---------------------------------------------

## Classifications

### eCl@ss

eCl@ss 4.0	27140201
eCl@ss 4.1	27130801
eCl@ss 5.0	27130801
eCl@ss 5.1	27130801
eCl@ss 6.0	27130807
eCl@ss 7.0	27130807
eCl@ss 8.0	27130807

### ETIM

ETIM 3.0	EC000943
ETIM 4.0	EC000943
ETIM 5.0	EC000943

# Surge protection device - PT-IQ-1X2+F-24DC-PT - 2801256

## Classifications

### UNSPSC

UNSPSC 6.01	30212010
UNSPSC 7.0901	39121610
UNSPSC 11	39121610
UNSPSC 12.01	39121610
UNSPSC 13.2	39121620

## Approvals

### Approvals

---

Approvals

UL Listed / EAC

---


Ex Approvals

---

Approvals submitted

---

### Approval details

UL Listed 
-----------------------------------------------------------------------------------------------

EAC
-----

## Accessories

Accessories

Device marking

Zack marker strip - ZBN 18:UNBEDRUCKT - 2809128



Zack marker strip, Strip, white, unlabeled, can be labeled with: Plotter, Mounting type: Snap into tall marker groove, for terminal block width: 18 mm, Lettering field: 18 x 5 mm

---

Labeled terminal marker

## Surge protection device - PT-IQ-1X2+F-24DC-PT - 2801256

### Accessories

Zack Marker strip, flat - ZBF 5,LGS:FORTL.ZAHLEN - 0808671



Zack Marker strip, flat, Strip, white, labeled, Printed horizontally: Consecutive numbers 1 - 10, 11 - 20, etc. up to 491 - 500, Mounting type: Snap into flat marker groove, for terminal block width: 5 mm, Lettering field: 5.15 x 5.15 mm

Zack Marker strip, flat - ZBF 5,LGS:GERADE ZAHLEN - 0810821



Zack Marker strip, flat, Strip, white, labeled, Printed horizontally: Consecutive numbers 2 - 20, 22 - 40, etc. up to 82 - 100, Mounting type: Snap into flat marker groove, for terminal block width: 5 mm, Lettering field: 5.15 x 5.15 mm

Zack Marker strip, flat - ZBF 5,LGS:UNGERADE ZAHLEN - 0810863



Zack Marker strip, flat, Strip, white, labeled, Printed horizontally: Odd numbers 1 - 19, 21 - 39, etc. up to 81 - 99, Mounting type: Snap into flat marker groove, for terminal block width: 5 mm, Lettering field: 5.15 x 5.15 mm

Zack Marker strip, flat - ZBF 5,QR:FORTL.ZAHLEN - 0808697



Zack Marker strip, flat, Strip, white, labeled, Printed vertically: Consecutive numbers 1 - 10, 11 - 20, etc. up to 91 - 100, Mounting type: Snap into flat marker groove, for terminal block width: 5 mm, Lettering field: 5.15 x 5.15 mm

### Marker pen

Marker pen - X-PEN 0,35 - 0811228



Marker pen without ink cartridge, for manual labeling of markers, labeling extremely wipe-proof, line thickness 0.35 mm

### Mounting material

# Surge protection device - PT-IQ-1X2+F-24DC-PT - 2801256

## Accessories

Electronic housing - E/ME TBUS NS35 GY - 2713780



End clamp, stable construction for DIN rail bus connector

---

## PCB plug

Printed-circuit board connector - FK-MC 0,5/ 5-ST-2,5 - 1881354



Plug component, Nominal current: 4 A, Rated voltage (III/2): 160 V, Number of positions: 5, Pitch: 2.5 mm, Connection method: Spring-cage connection, Color: green, Contact surface: Tin

---

## Terminal marking

Zack Marker strip, flat - ZBF 5:UNBEDRUCKT - 0808642



Zack Marker strip, flat, Strip, white, unlabeled, can be labeled with: Plotter, Mounting type: Snap into flat marker groove, for terminal block width: 5 mm, Lettering field: 5.1 x 5.2 mm

Zack Marker strip, flat - ZBF 5/WH-100:UNBEDRUCKT - 0808668



Zack Marker strip, flat, Strip, white, unlabeled, can be labeled with: Plotter, Mounting type: Snap into flat marker groove, for terminal block width: 5 mm, Lettering field: 5.15 x 5.15 mm

---

## Additional products

Shield connection - SSA 3-6 - 2839295



shield fast connections for conductor diameter 3 - 6 mm. Potential connection cable: 200 mm, black

# Surge protection device - PT-IQ-1X2+F-24DC-PT - 2801256

## Accessories

Shield connection - SSA 5-10 - 2839512



Shield fast connection for conductor diameters 5 - 10 mm. Potential connection cable: 200 mm, black

## Spare parts

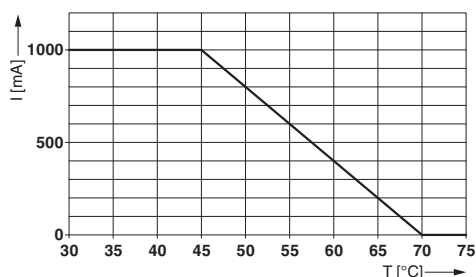
Surge protection plug - PT-IQ-1X2-24DC-P - 2800772



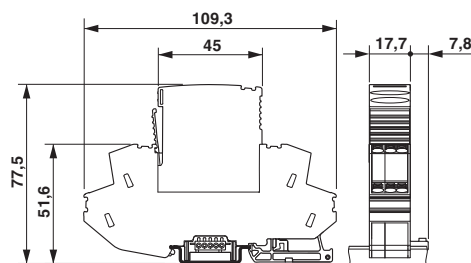
Surge protection plug with integrated multi-stage status indicator on the module for a 2-wire floating signal circuit. 24 V DC nominal voltage.

## Drawings

Diagram



Dimensioned drawing



Circuit diagram

