



Main

| | |
|---|--------------------|
| Commercial Status | Commercialised |
| Range of product | Zelio Relay |
| Series name | Miniature |
| Product or component type | Plug-in relay |
| Device short name | RXM |
| Contacts type and composition | 4 C/O |
| Control circuit voltage | 230 V AC, 50/60 Hz |
| [the] conventional enclosed thermal current | 3 A at -40...55 °C |
| Status LED | With |
| Control type | Pushbutton |
| Utilisation coefficient | 20 % |

Complementary

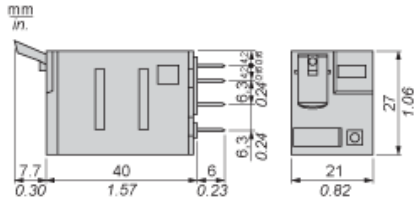
| | |
|--|---|
| Shape of pin | Flat |
| [Ui] rated insulation voltage | 300 V conforming to UL 300 V conforming to CSA 250 V conforming to IEC |
| [Uimp] rated impulse withstand voltage | 2.5 kV for 1.2/50 µs |
| Contacts material | Gold plated bifurcated silver |
| [Ie] rated operational current | 3 A at 277 V AC conforming to UL 3 A at 28 V DC conforming to UL 1 A at 250 V AC (NC) conforming to IEC 1 A at 28 V DC (NC) conforming to IEC 2 A at 250 V AC (NO) conforming to IEC 2 A at 28 V DC (NO) conforming to IEC |
| Maximum switching voltage | 250 V conforming to IEC |
| Resistive rated load | 3 A at 28 V DC 3 A at 250 V AC |
| Maximum switching capacity | 750 VA/84 W |
| Minimum switching capacity | 15 mW at 3 mA, 5 V |
| Operating rate | <= 18000 cycles/hour no-load <= 1200 cycles/hour under load |
| Mechanical durability | 10000000 cycles |
| Electrical durability | 100000 cycles for resistive load depending on mounting position and working environment |
| Average coil consumption in VA | 1.2 at 60 Hz |
| Drop-out voltage threshold | >= 0.15 Uc |
| Operate time | 20 ms |
| Release time | 20 ms |
| Average coil resistance | 15000 Ohm at 20 °C +/- 15 % |
| Rated operational voltage limits | 184...253 V AC |
| Protection category | RT I |
| Operating position | Any position |
| Product weight | 0.037 kg |

The information provided in this documentation contains general descriptions and/or technical characteristics of the performance of the products contained herein. This documentation is not intended as a substitute for and is not to be used for determining suitability or reliability of these products for specific user applications. It is the duty of any such user or integrator to perform the appropriate and complete risk analysis, evaluation and testing of the products with respect to the relevant specific application or use thereof. Neither Schneider Electric Industries SAS nor any of its affiliates or subsidiaries shall be responsible or liable for misuse of the information contained herein.

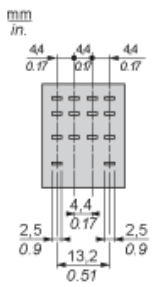
Environment

| | |
|---------------------------------------|--|
| Dielectric strength | 2000 V AC between poles with basic insulation 2000 V AC between coil and contact with reinforced insulation 1300 V AC between contacts with micro disconnection insulation |
| Product certifications | CE CSA GOST RoHS UL REACH Lloyd's |
| Standards | EN/IEC 61810-1 UL 508 CSA C22.2 No 14 |
| Ambient air temperature for storage | -40...85 °C |
| Ambient air temperature for operation | -40...55 °C |
| Vibration resistance | 5 gn (f = 10...150 Hz), amplitude +/- 1 mm (on 5 cycles not operating) 3 gn (f = 10...150 Hz), amplitude +/- 1 mm (on 5 cycles in operation) |
| IP degree of protection | IP40 conforming to EN/IEC 60529 |
| Shock resistance | 30 gn not operating 10 gn in operation |
| Pollution degree | 2 |

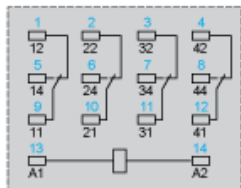
Dimensions



Pin Side View



Wiring Diagram



Symbols shown in blue correspond to Nema marking.

Electrical Durability of Contacts

Durability (inductive load) = durability (resistive load) x reduction coefficient.

Resistive AC load



- X Switching capacity (kVA)
- Y Durability (Number of operating cycles)
- A RXM2AB...
- B RXM3AB...
- C RXM4AB...
- D RXM4GB...

Reduction coefficient for inductive AC load (depending on power factor $\cos \phi$)



- Y Reduction coefficient (A)

Maximum switching capacity on resistive DC load



- X Voltage DC
- Y Current DC
- A RXM2AB...
- B RXM3AB...
- C RXM4AB...
- D RXM4GB...

Note : These are typical curves, actual durability depends on load, environment, duty cycle, etc.