

Part Number: KCSC56-106 SUPER BRIGHT ORANGE

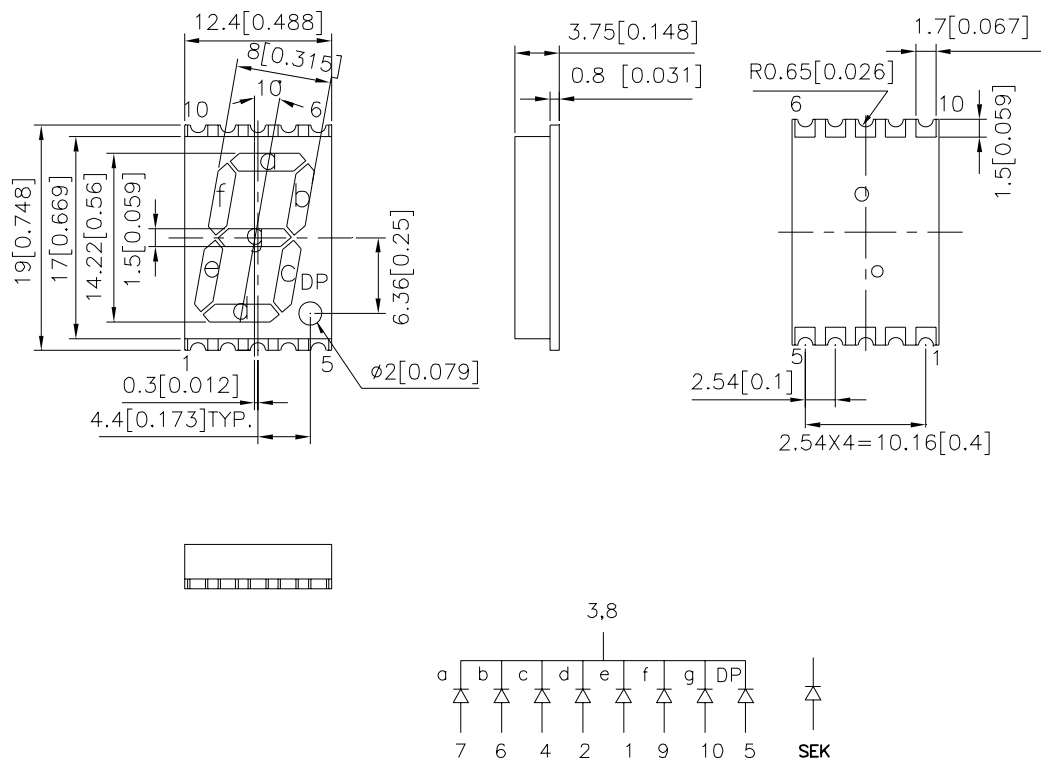
### Features

- 0.56 INCH DIGIT HEIGHT.
- LOW CURRENT OPERATION.
- EXCELLENT CHARACTER APPEARANCE.
- I.C. COMPATIBLE.
- MECHANICALLY RUGGED.
- GRAY FACE, WHITE SEGMENT.
- PACKAGE: 400PCS/ REEL.
- MOISTURE SENSITIVITY LEVEL : LEVEL 4.
- RoHS COMPLIANT.

### Description

The Super Bright Orange source color devices are made with DH InGaAlP on GaAs substrate Light Emitting Diode.

### Package Dimensions & Internal Circuit Diagram



#### Notes:

1. All dimensions are in millimeters (inches), Tolerance is  $\pm 0.25$  (0.01") unless otherwise noted.
2. Specifications are subject to change without notice.
3. The gap between the reflector and PCB shall not exceed 0.25mm

## Selection Guide

| Part No.   | Dice                          | Lens Type      | Iv (ucd) [1]<br>@ 10mA |       | Description                       |
|------------|-------------------------------|----------------|------------------------|-------|-----------------------------------|
|            |                               |                | Min.                   | Typ.  |                                   |
| KCSC56-106 | SUPER BRIGHT ORANGE (InGaAlP) | WHITE DIFFUSED | 12000                  | 40100 | Common Cathode, Rt. Hand Decimal. |

Note:

1. Luminous Intensity / Luminous Flux: +/-15%.

## Electrical / Optical Characteristics at TA=25°C

| Symbol                | Parameter                | Device              | Typ. | Max. | Units | Test Conditions |
|-----------------------|--------------------------|---------------------|------|------|-------|-----------------|
| $\lambda_{peak}$      | Peak Wavelength          | Super Bright Orange | 610  |      | nm    | IF=20mA         |
| $\lambda_D$ [1]       | Dominant Wavelength      | Super Bright Orange | 601  |      | nm    | IF=20mA         |
| $\Delta\lambda_{1/2}$ | Spectral Line Half-width | Super Bright Orange | 29   |      | nm    | IF=20mA         |
| C                     | Capacitance              | Super Bright Orange | 15   |      | pF    | VF=0V;f=1MHz    |
| VF [2]                | Forward Voltage          | Super Bright Orange | 2.1  | 2.5  | V     | IF=20mA         |
| IR                    | Reverse Current          | Super Bright Orange |      | 10   | uA    | VR = 5V         |

Notes:

1. Wavelength: +/-1nm.

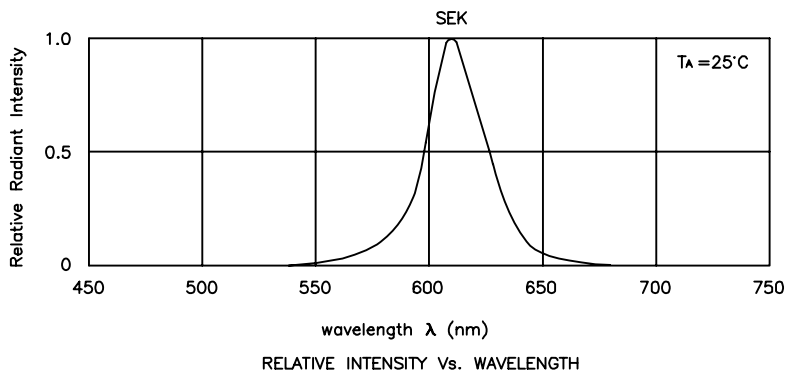
2. Forward Voltage: +/-0.1V.

## Absolute Maximum Ratings at TA=25°C

| Parameter                     | Super Bright Orange | Units |
|-------------------------------|---------------------|-------|
| Power dissipation             | 75                  | mW    |
| DC Forward Current            | 30                  | mA    |
| Peak Forward Current [1]      | 195                 | mA    |
| Reverse Voltage               | 5                   | V     |
| Operating/Storage Temperature | -40°C To +85°C      |       |

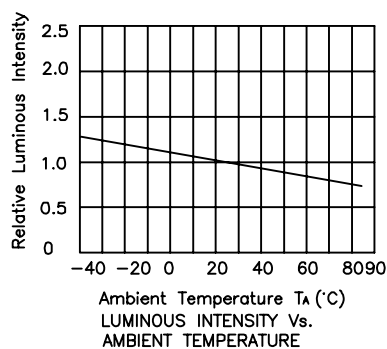
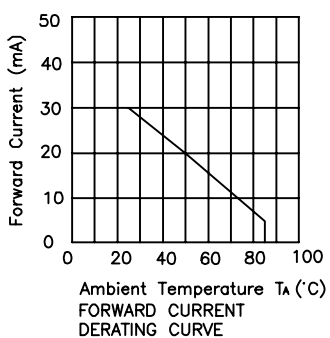
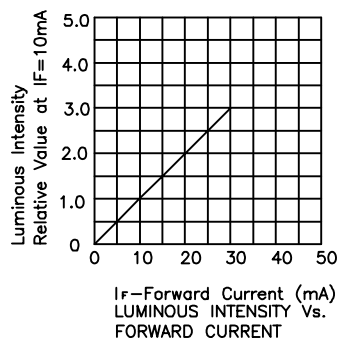
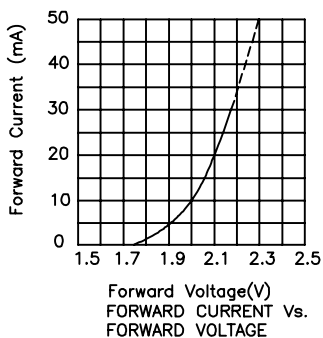
Note:

1. 1/10 Duty Cycle, 0.1ms Pulse Width.



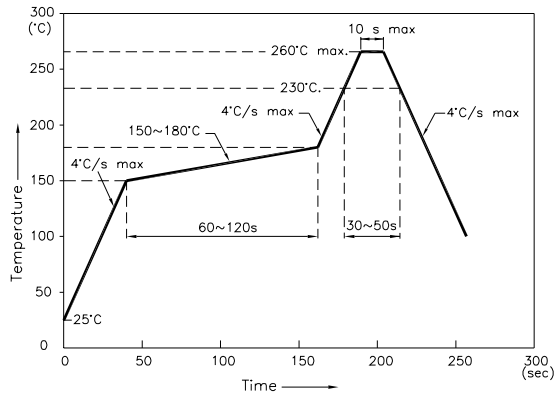
## Super Bright Orange

## KCSC56-106



## KCSC56-106

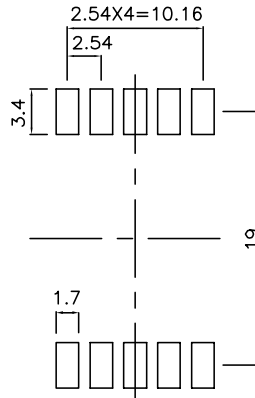
Reflow Soldering Profile For Lead-free SMT Process.



NOTES:

1. We recommend the reflow temperature 245°C (+/-5°C). The maximum soldering temperature should be limited to 260°C.
2. Don't cause stress to the epoxy resin while it is exposed to high temperature.
3. Number of reflow process shall be 2 times or less.

### Recommended Soldering Pattern (Units : mm; Tolerance: ± 0.15)



### Tape Specifications (Units : mm)

