

# Terminal adapter - HC-D 40-A-UT-PEL-F - 1584253

Please be informed that the data shown in this PDF Document is generated from our Online Catalog. Please find the complete data in the user's documentation. Our General Terms of Use for Downloads are valid (<http://phoenixcontact.com/download>)



HEAVYCON terminal adapter female insert, D40 series, 40-pos., right PE connection for the left side of the control cabinet, screw connection



## Key commercial data

Packing unit	1 pc
GTIN	 4 046356 142328
Weight per Piece (excluding packing)	351.0 g
Custom tariff number	85366990
Country of origin	China

## Technical data

### Dimensions

Drill hole distance, horizontal	77.5 mm
Height	129.9 mm

### Ambient conditions

Ambient temperature (operation)	-40 °C ... 125 °C
---------------------------------	-------------------

### Electrical characteristics

Note	For HEAVYCON-ADVANCE mounting flange and HEAVYCON panel mounting base of B16 type
Number of positions	40
Connection in acc. with standard	IEC / EN
Rated voltage (III/3)	250 V
Rated surge voltage	4 kV
Rated current	10 A

### Mechanical characteristics

Type	B16
Connection method	Screw connection
Tightening torque	0.5 Nm ... 0.8 Nm

# Terminal adapter - HC-D 40-A-UT-PEL-F - 1584253

## Technical data

### Mechanical characteristics

Stripping length of the individual wire	10 mm
Conductor cross section	0.5 mm <sup>2</sup> ... 2.5 mm <sup>2</sup>
Connection cross section AWG	22 ... 12

### General

Contact material	Copper alloy
Contact surface material	Ag
Contact carrier material	PA
Pollution degree	3
Surge voltage category	III
Inflammability class according to UL 94	V0
Connection in acc. with standard	IEC / EN
Installation instructions	Connectors may be plugged in only when there is no load/voltage. Not for HC-B 16-AMQ-EMV housings

## Classifications

### eCl@ss

eCl@ss 4.0	27140816
eCl@ss 4.1	27140816
eCl@ss 5.0	27143424
eCl@ss 5.1	27143424
eCl@ss 6.0	27143424
eCl@ss 7.0	27440205

### ETIM

ETIM 3.0	EC000438
ETIM 4.0	EC000438
ETIM 5.0	EC000438

### UNSPSC

UNSPSC 6.01	30211923
UNSPSC 7.0901	39121522
UNSPSC 11	39121522
UNSPSC 12.01	39121522
UNSPSC 13.2	39121522

## Approvals

### Approvals

# Terminal adapter - HC-D 40-A-UT-PEL-F - 1584253

## Approvals

Approvals

EAC

---

Ex Approvals

---

Approvals submitted

---

## Approval details

EAC
-----

## Accessories

Accessories

Coding element

Coding element - HC-CST - 1676857



Coding peg for coding up to 16 connectors

---

Coding element - HC-CBU - 1676860



Coding socket for coding up to 16 connectors

---

Coding bolt - HC-CB - 1772722



Coding pin, prevents mismatching of up to six connectors with an identical number of positions

---

Mounting material

# Terminal adapter - HC-D 40-A-UT-PEL-F - 1584253

## Accessories

Foot element - HC-KA-FE - 1775240



Foot element, for mounting on DIN rail NS 32, DIN rail NS 35/7.5 or DIN rail NS 35/15, can be inserted between basic and side element

Locking screw barrel - HC-VSH - 1660083



Locking screw barrel, for a firm connection of contact inserts and DIN-rail mountable terminal adapters

Screw - HC-B-PES - 1604997



PE screw, for contact inserts HC-B / HC-BB / HC-DD / HC-D40 / HC-D64

PE multiplier - HC-B-3PE - 1644326



PE multiplier, for three PE connections, for HC-B (besides HC-B..E..ZZ) / HC-BB / HC-DD / HC-D40 / HC-D64 contact inserts

## Terminal marking

Zack marker strip - ZB 5 :UNBEDRUCKT - 1050004

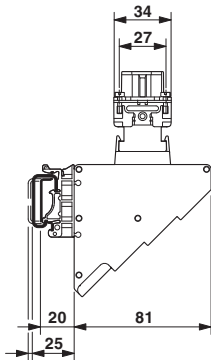


Zack marker strip, Strip, white, unlabeled, can be labeled with: Plotter, Mounting type: Snap into tall marker groove, for terminal block width: 5.2 mm, Lettering field: 5.1 x 10.5 mm

## Drawings

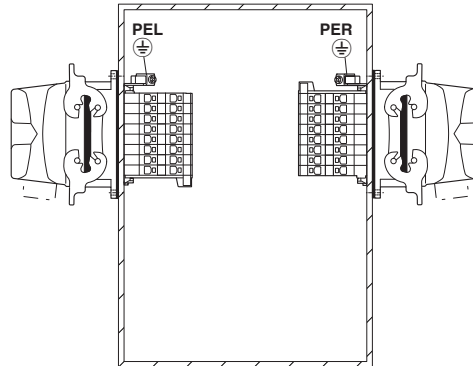
# Terminal adapter - HC-D 40-A-UT-PEL-F - 1584253

Dimensioned drawing



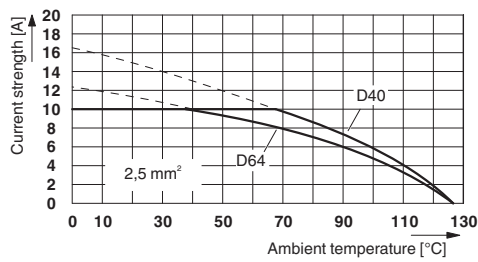
Dimensional drawing, side view

Application drawing



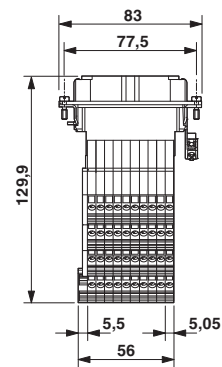
Mounting position PE connection left/right (PEL/PER)

Diagram



Derating diagram for 2.5 mm²

Dimensioned drawing



Dimensional drawing